

NUTRITION INVESTMENT SNAPSHOT: YEMEN



59 countries are leading a global movement to end malnutrition in all its forms.

SUMMARY TABLE

Yemen's budgetary structure is aggregated at the programme level. This means that each budget line item represents a programme. With this information, the 2016 analysis by Yemen identifies 17 programmes in 2014, accounting for 25.17 per capita in allocations (all estimates are in USD).

	2014 Nominal upper-bound	
	Amount (USD)	Per capita (USD)
<i>Nutrition-specific</i>	0	0
<i>Nutrition-sensitive</i>	653,333,871	25.17
Total	653,333,871	25.17

Trends in upper-bound nutrition-relevant allocations across MDAs, 2014 (USD)

FIGURE 1

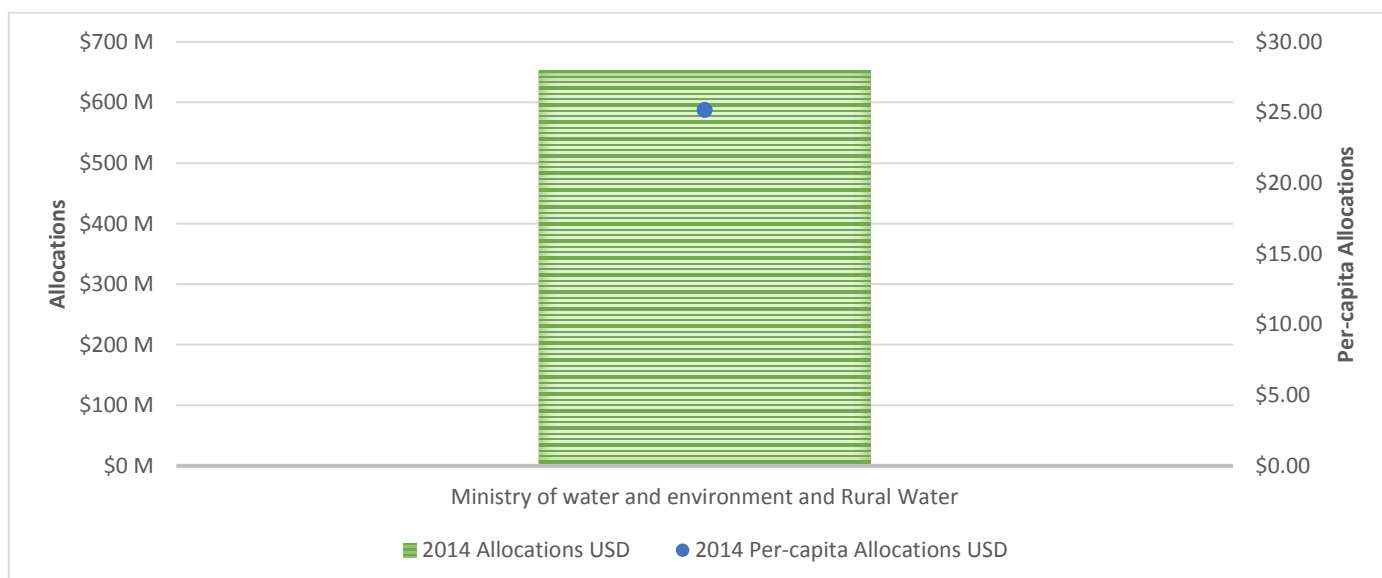


TABLE 1

Ministry, department or agency (MDA)	No. of programmes with allocations (2014)
The Ministry of Agriculture, Animal Industry and Fisheries	17

Trends in upper-bound nutrition-specific and sensitive budget allocations, 2014 (USD)

FIGURE 1

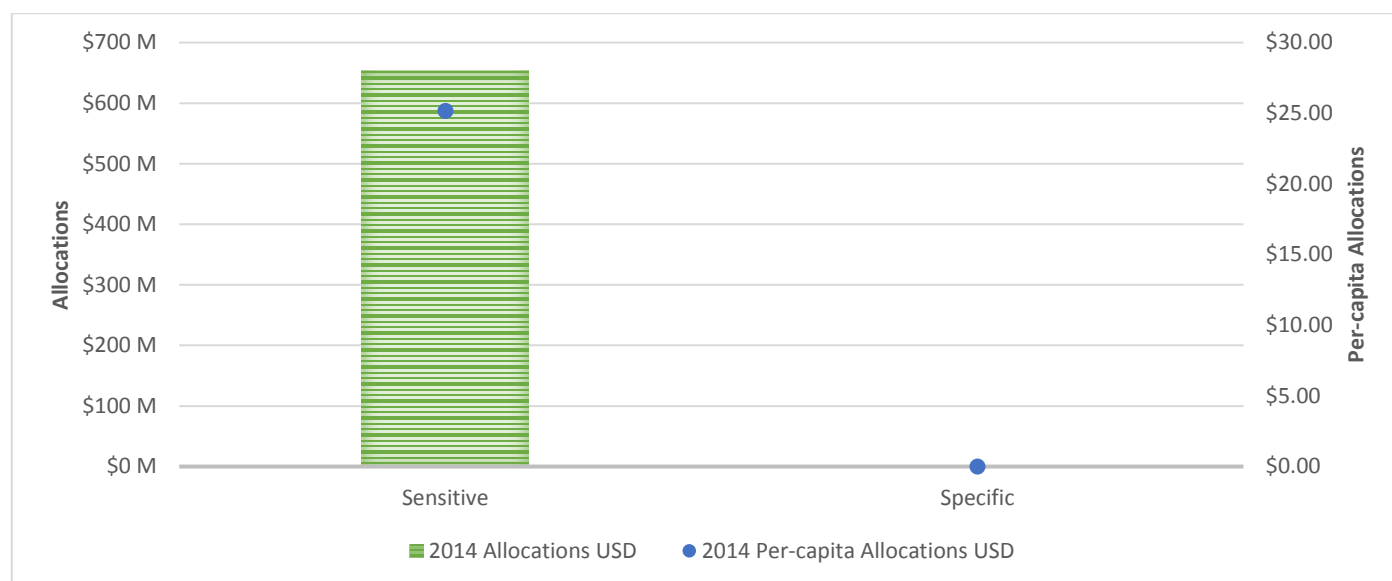


TABLE 1

Categorisation

No. of programmes with allocations (2014)

Nutrition-sensitive	17
Nutrition-specific	0

Trends in upper-bound sectoral budget allocations, 2014 (USD)

FIGURE 3

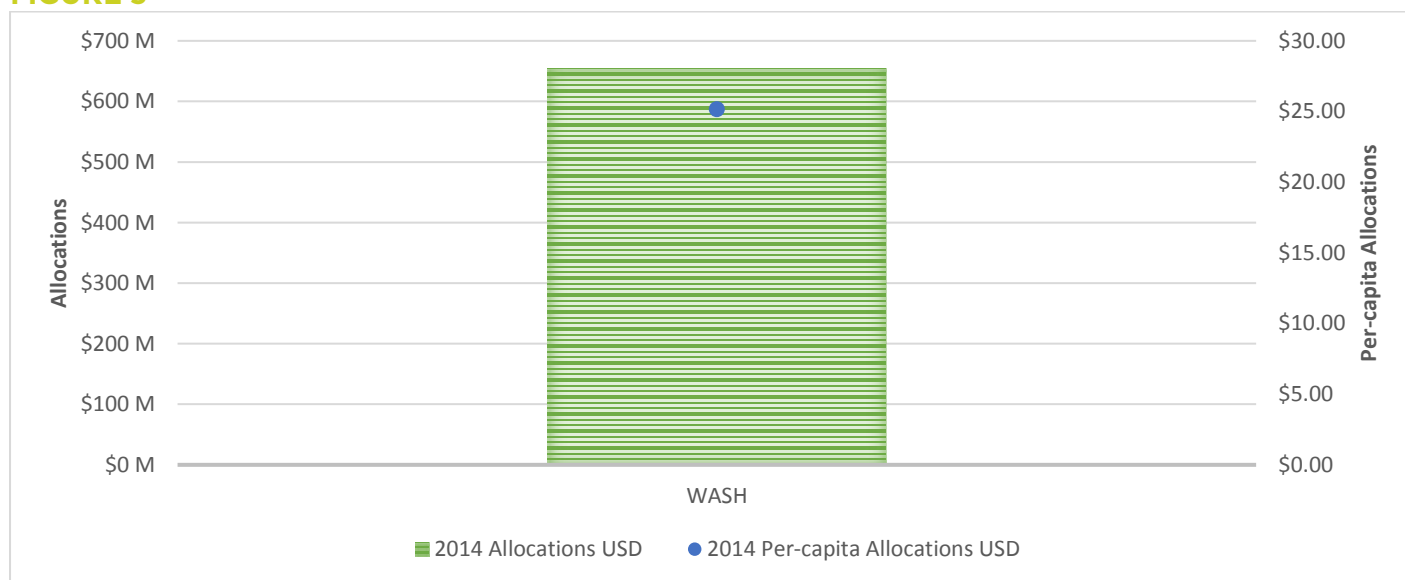


TABLE 3

Sectors

No. of programmes with allocations (2014)

WASH	17
------	----

Trends in upper-bound major programmes, 2014 (USD)

FIGURE 4

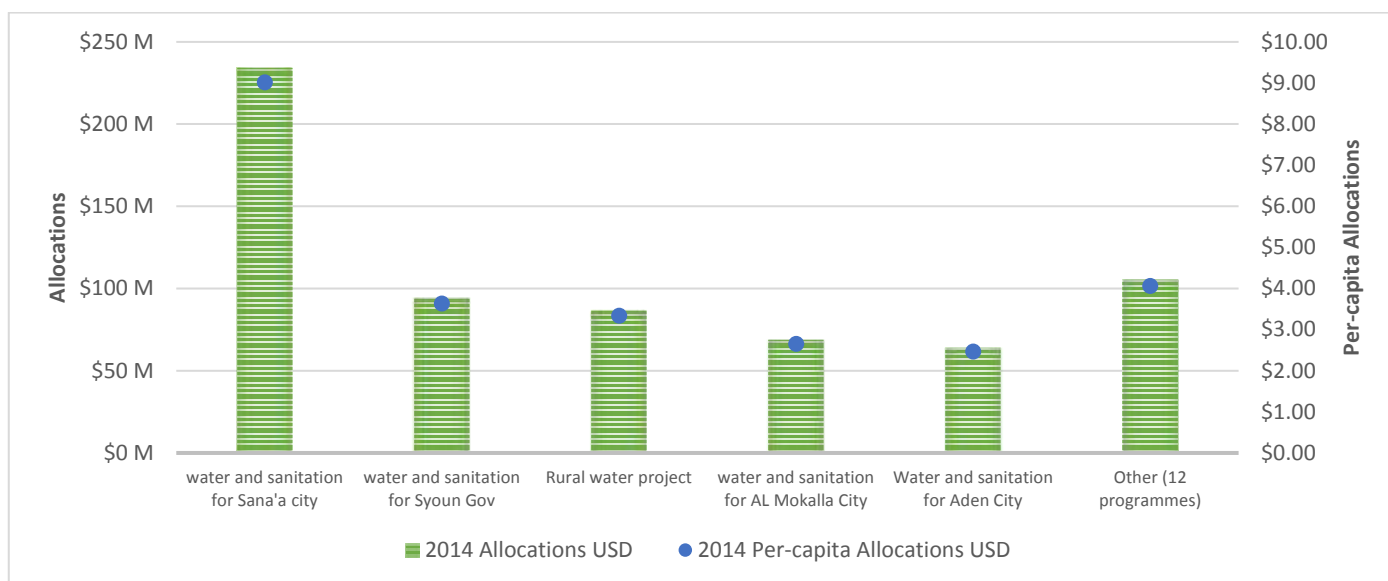


TABLE 4

Major programmes	Sector	Typology
Water and sanitation for Sana'a City	WASH	WATSAN
Water and sanitation for Syoun Gov	WASH	WATSAN
Rural water project	WASH	WATSAN
Water and sanitation for AL Mokalla City	WASH	WATSAN
Water and sanitation for Aden City	WASH	WATSAN
Other (12 programmes)	WASH	WATSAN