

Demographic data (projection 2013)

Population:	43.8 million
Children under 5:	6.7 million
Population growth rate (2010):	2.7%

Nutrition data (DHS 2008-2009)

Stunting:	35.3%
Wasting:	6.7%
Low Birth Weight:	5.6%
Overweight:	4.7%
Exclusive Breastfeeding:	31.9%

Costed National Nutrition Action Plan (2012-2017)

Total Cost (5 years)	\$825.6 million
Annual Cost:	\$165.1 million
Per Capita Annual Cost:	\$3.4

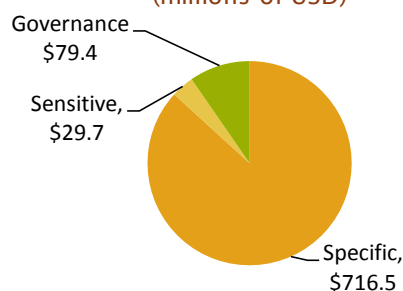
Break-down:

Nutrition-specific interventions:	88%
Nutrition-sensitive approaches: (Health and Water/San costs only)	3.5%
Strengthening Governance:	8.5%

Stunting reduction



Total cost of 5 year plan (millions of USD)



Coverage of Nutrition-Specific Interventions

Good nutrition practices

Exclusive breastfeeding (0-6 months)	31.9%
Complementary feeding with at least 4 groups per day (6-23 months) (3+ food groups for breastfed children and 4+ for non-breastfed children)	54.3%

Vitamin and mineral intake

Zinc treatment for diarrhoea	0.2%
Pregnant women attending 4 or more ANC visits (proxy for iron and folate supplementation)	47.1%
De-worming (12-59 months)	37.5%
Vitamin A supplementation (6-59 months)	30.3%
Presence of iodised salt in the house	97.6%

Comprehensive data on coverage of treatment for acute malnutrition, and micronutrient fortification are not available

Source: DHS 2008-2009

Kenya in the SUN Movement

Kenya joined the SUN Movement in September 2012 and appointed the Head, Division of Nutrition, Ministry of Public Health and Sanitation as the SUN Focal Point. Efforts to scale up nutrition in Kenya are coordinated by the Nutrition Inter Agency Coordination Committee (NICC) and supported by the Nutrition Forum and a number of technical working groups. A Scaling Up Nutrition Secretariat is being formed under the NICC to strengthen cross-sector coordination. The European Union serves as the SUN Donor Convenor, with a focus on mapping and financial tracking.

Kenya National Nutrition Action Plan

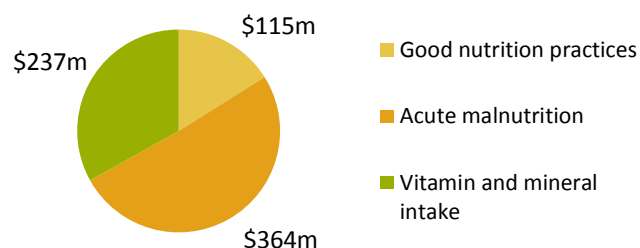
The Government of Kenya launched the National Nutrition Action Plan (NNAP) 2012-2017 in November 2012. The Plan will be rolled out at the national and provincial levels with nutrition-specific interventions targeting women and young children. The NNAP also addresses needs of school aged children and other population groups facing challenges of overweight, obesity and non-communicable diseases.

Cost of the National Nutrition Action Plan

The total cost of the NNAP over five years is Ksh 70 billion (approximately \$824 million), averaging \$165 million per year, with a per capita annual cost of less than \$4. The majority of resources (70% or \$573) are targeted at children under five years of age. The costing of the NNAP, conducted over a three month period, was spearheaded by the Kenyan Government and UNICEF, with input from additional stakeholders.

Costs of Nutrition-Specific Interventions Over 5 Years

The estimated cost of nutrition-specific interventions over five years is \$716 million, or 87% of the NNAP's total cost.

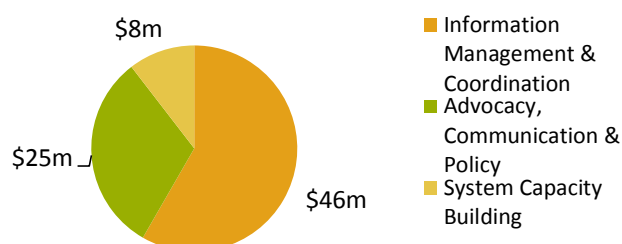


Costs for Nutrition-Sensitive Approaches Over 5 Years

Nutrition-sensitive approaches represent \$30 million, or 4% of the total cost of the NNAP. These interventions include health and water, sanitation and hygiene interventions only and don't reflect the costs of nutrition-sensitive approaches in other sectors.

Costs for Strengthening Governance Over 5 Years

Strengthening governance to implement nutrition-specific and nutrition-sensitive approaches accounts for \$79 million, or 10% of the total cost of the NNAP.



Priorities, Implementation & Accountability

The plan serves as a general guide for planning and priority setting. Financial and decision-making authority is shifting to 47 county-level administrations. Infrastructure and capacity within the counties will be strengthened to enable them to act independently.

Domestic & Donor Financing Commitments

Government spending on nutrition-specific interventions through the health sector is estimated at 0.5% of the annual health budget, an investment that has been growing at a rate of 0.1- 0.2% annually for the past five years. Nutrition budgets are now mainstreamed as the NNAP is aligned to the government's broader Medium Term Development Plan. The previous year's annual operating budget for the Department of Nutrition was around \$10 million.

A number of donors are reported to be funding nutrition-related actions in Kenya, and alignment of donor funding with the national nutrition plan is underway. Current donor financing includes:

- The World Bank provided a loan for the financial year 2012/2013 only and additional support is under discussion.
- DFID announced a £16.8 million (\$26 million) three-year funding package for nutrition-specific interventions targeting emergency-prone areas of the country when the NNAP was launched.
- Additional humanitarian multi-year funding will be provided through the €250 million (US\$ 326 million) European Union initiative, called Supporting Horn of Africa Resilience (SHARE).

Funding Gap

An in-depth examination of domestic and external funding streams to cover the costs of the National Nutrition Action Plan will be carried out to estimate the funding gap.