

NUTRITION INVESTMENT SNAPSHOT: CAMEROON



SUMMARY TABLE

Cameroon's budgetary structure is aggregated at the programme level. This means that each budget line item represents a programme. With this information, the 2016 analysis identifies 55 nutrition-relevant programmes in 2015. The 55 nutrition-relevant programmes are overseen by nine ministries, departments and agencies (MDAs), which allocated 13.24 per-capita in 2015 (all estimates in USD).

2015 Nominal upper-bound		
	Amount (USD)	Per capita (USD)
<i>Nutrition-specific</i>	0	0
<i>Nutrition-sensitive</i>	290,274,156	13.24
Total	290,274,156	13.24

TRENDS IN UPPER-BOUND NUTRITION-RELEVANT ALLOCATIONS ACROSS MDAs, 2015 (USD)

FIGURE 1

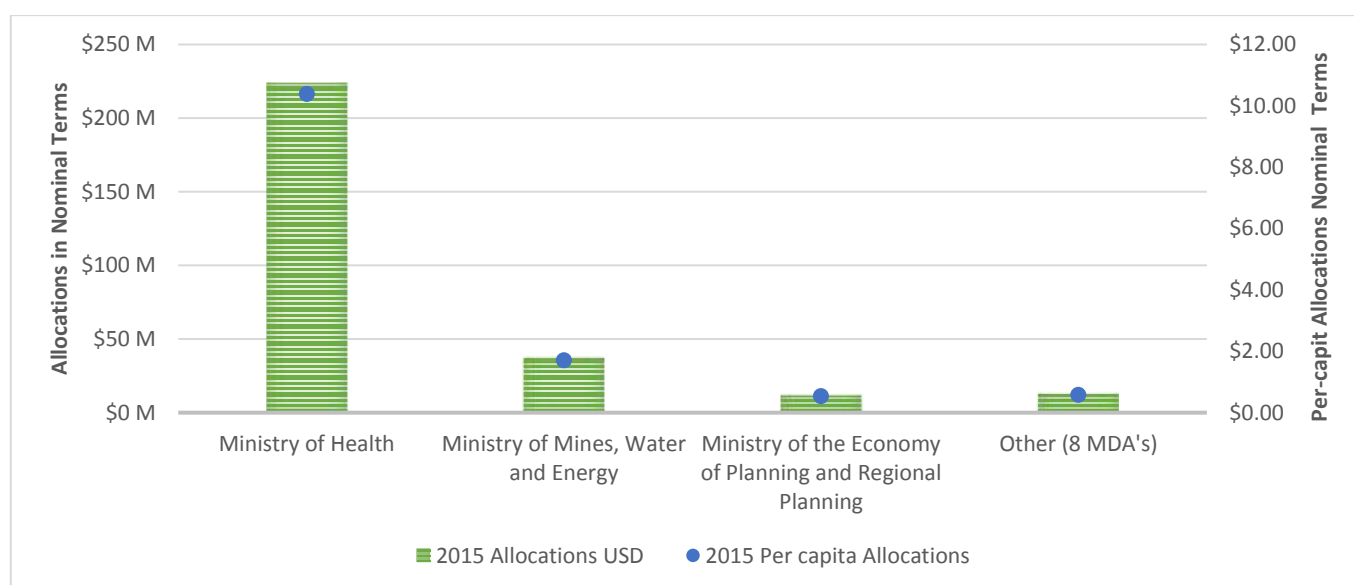


TABLE 1

Ministry, department or agency (MDA)	No. of programmes with allocations (2015)
Ministry of Health	15
Ministry of Mines, Water and Energy	2
Ministry of the Economy of Planning and Regional Planning	5
Other (8 MDAs)	33

TRENDS IN UPPER-BOUND NUTRITION-SPECIFIC AND SENSITIVE BUDGET ALLOCATIONS, 2015 (USD)

FIGURE 2

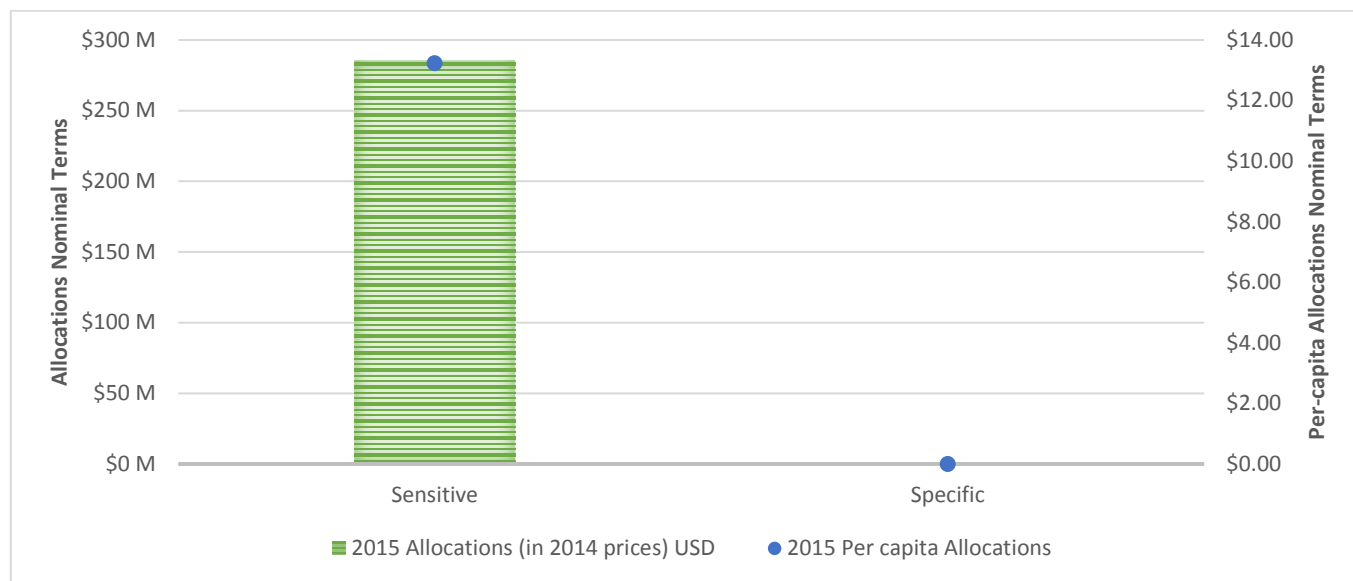


TABLE 2

Categorisation	No. of programmes with allocations (2015)
Nutrition-sensitive	55
Nutrition-specific	0

TRENDS IN UPPER-BOUND SECTORAL BUDGET ALLOCATIONS, 2015 (USD)

FIGURE 3

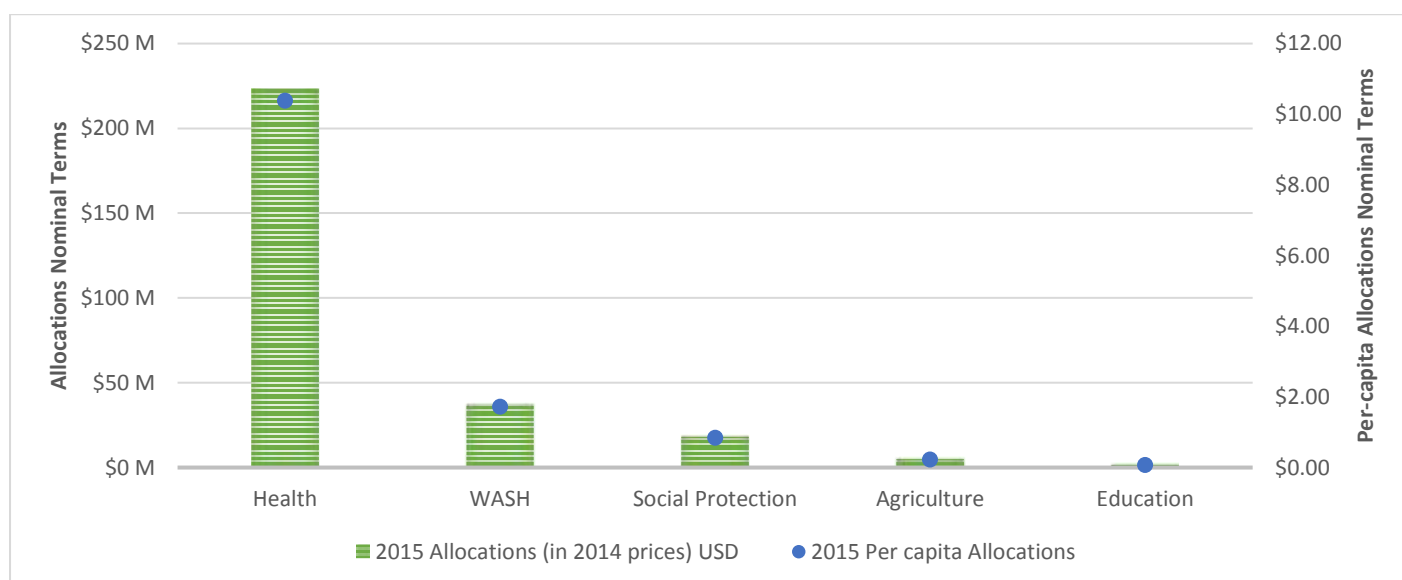
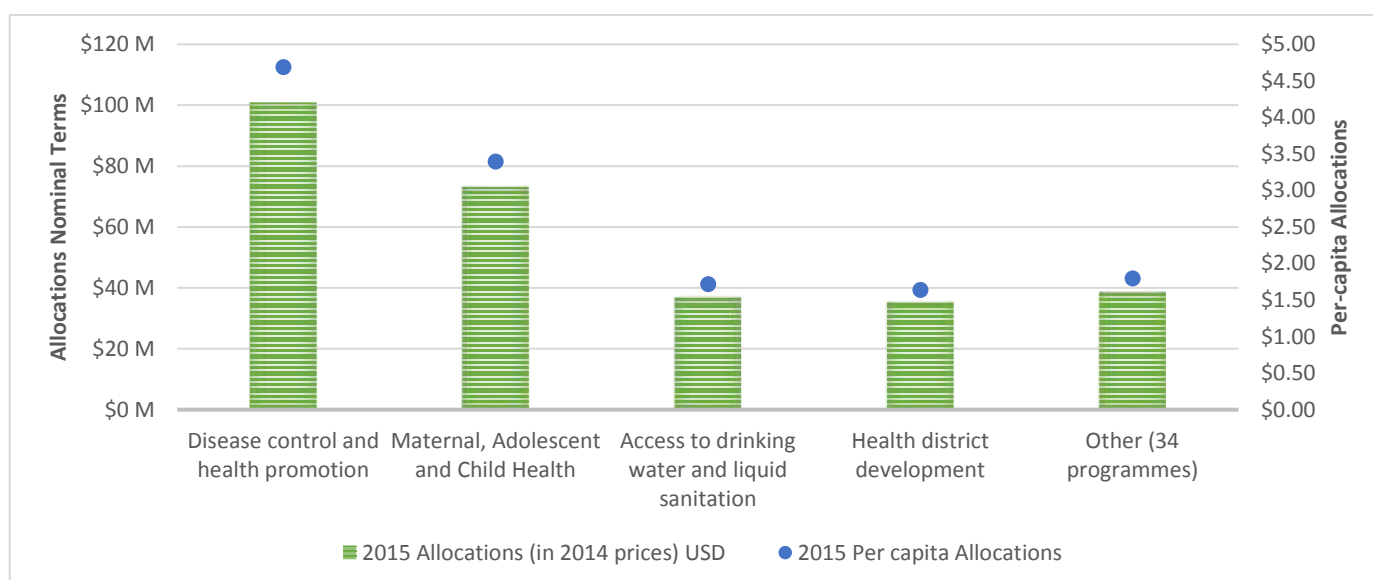


TABLE 3

Sector	No. of programmes with allocations (2015)
Health	19
WASH	4
Social protection	3
Agriculture	7
Education	7

TRENDS IN UPPER-BOUND MAJOR PROGRAMMES, 2015 (USD)**FIGURE 4****TABLE 4**

Major programmes	Sector	Typology
Disease control and health promotion	Health	Basic health care (generic)
Maternal, Adolescent and Child Health	Health	Integrated maternal and child health
Access to drinking water and liquid sanitation	WASH	WATSAN
Health district development	Health	Basic health care (generic)
Other (34 programmes)	Other	Other