

# NUTRITION INVESTMENT SNAPSHOT: UGANDA



## SUMMARY TABLE

Uganda's budgetary structure is aggregated at the programme level. This means that each budget line item represents a programme. With this information, the 2016 analysis by Uganda identifies 42 programmes in 2013-2014. The 42 nutrition-relevant programmes are overseen by six ministries, departments and agencies (MDA's), which allocated 0.53 per capita in 2013 (all estimates are in USD).

	2013 Nominal upper-bound	
	Amount (USD)	Per capita (USD)
<i>Nutrition-specific</i>	1,934,363	0.06
<i>Nutrition-sensitive</i>	16,204,492	0.47
<b>Total</b>	<b>18,138,854</b>	<b>0.53</b>

## TRENDS IN UPPER-BOUND NUTRITION-RELEVANT ALLOCATIONS ACROSS MDAs, 2013 (USD)

FIGURE 1

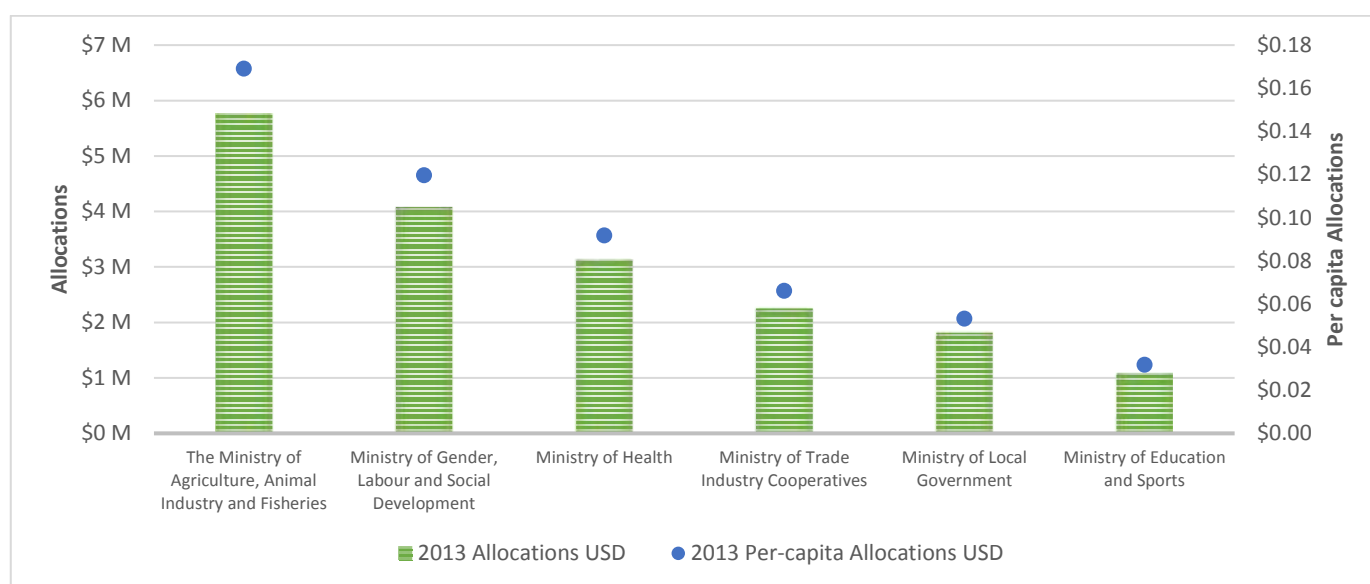
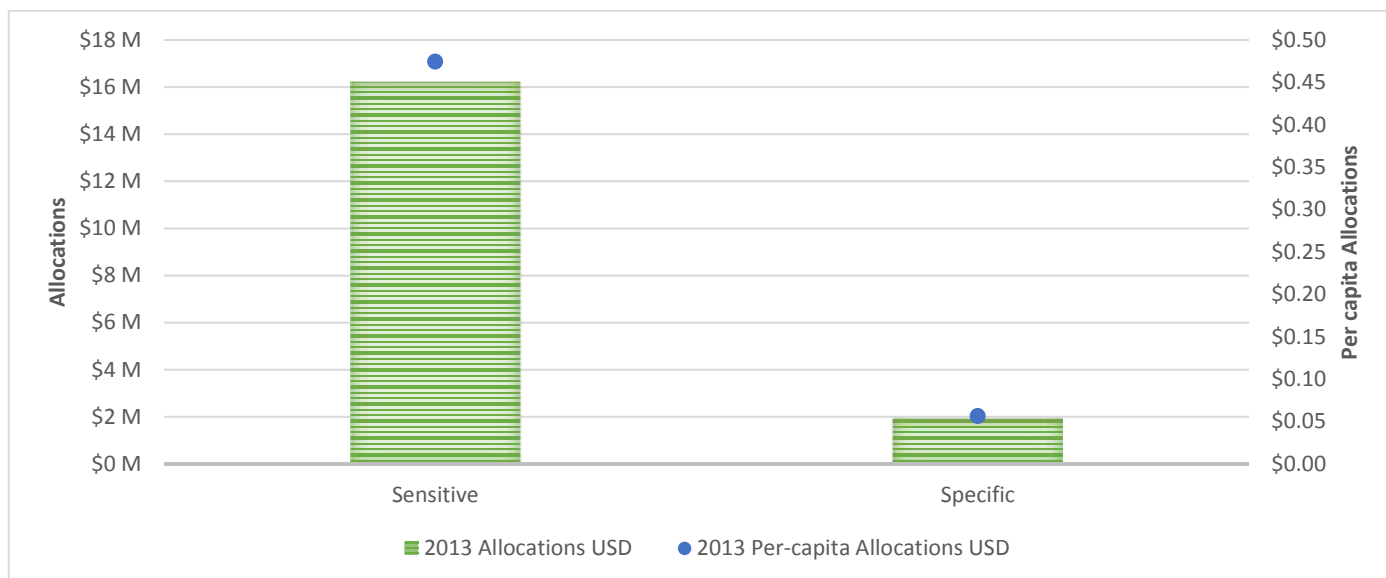


TABLE 1

Ministry, department or agency (MDA)	No. of programmes with allocations (2013)
The Ministry of Agriculture, Animal Industry and Fisheries	16
Ministry of Gender, Labour and Social Development	4
Ministry of Health	2
Ministry of Trade Industry Cooperatives	5
Ministry of Local Government	6
Ministry of Education and Sports	7

## TRENDS IN UPPER-BOUND NUTRITION-SPECIFIC AND SENSITIVE BUDGET ALLOCATIONS, 2013 (USD)

**FIGURE 2**

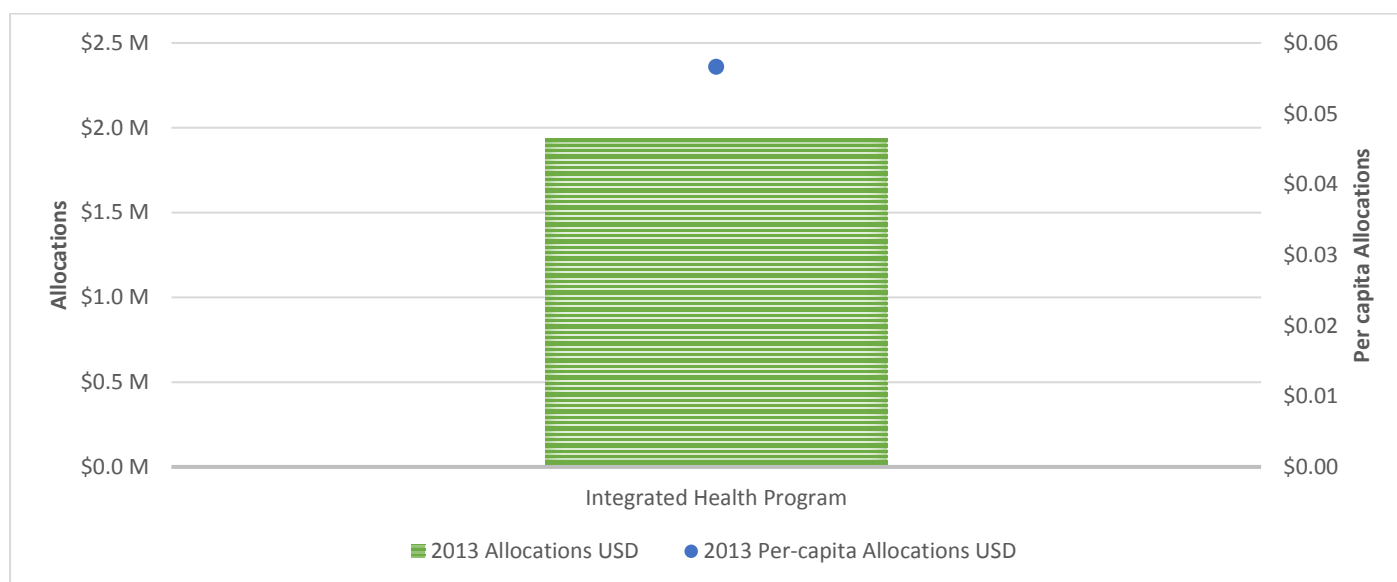


**TABLE 2**

Categorisation	No. of programmes with allocations (2013)
Nutrition-sensitive	39
Nutrition-specific	2

## TRENDS IN UPPER-BOUND ALLOCATIONS OF NUTRITION-SPECIFIC SUB-TYPOLOGIES 2013 (USD)

**FIGURE 3**

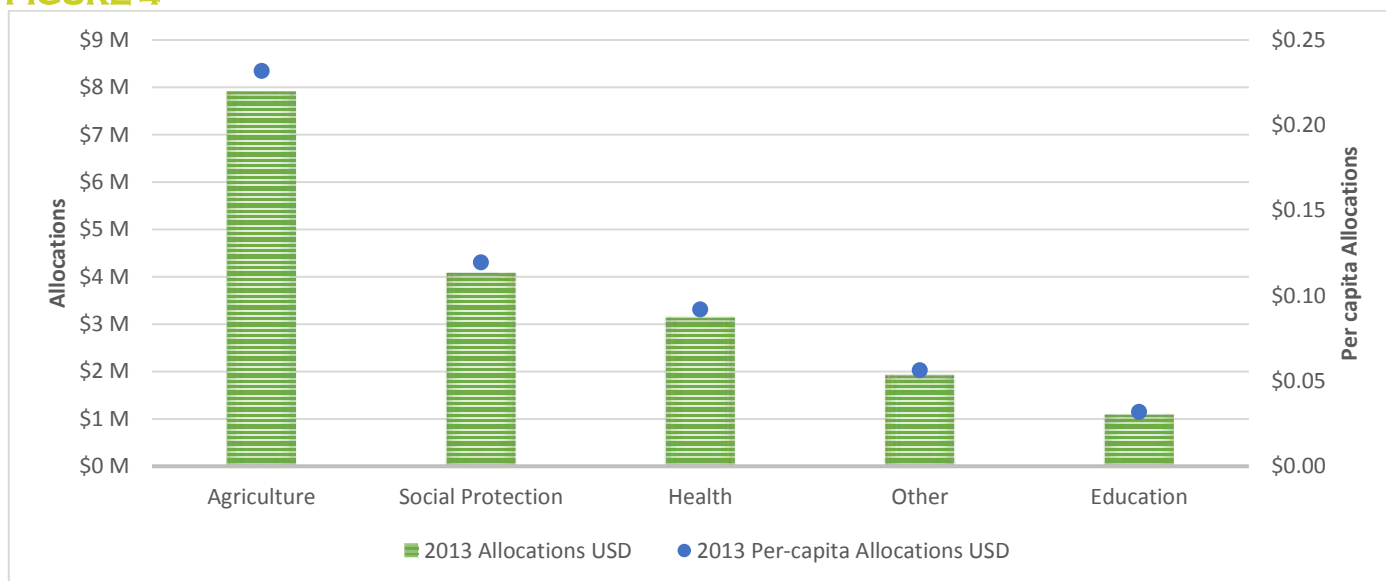


**TABLE 3**

Nutrition-specific typology	No. of programmes (2013)
Integrated health programme	2

## TRENDS IN UPPER-BOUND SECTORAL BUDGET ALLOCATIONS, 2013 (USD)

**FIGURE 4**

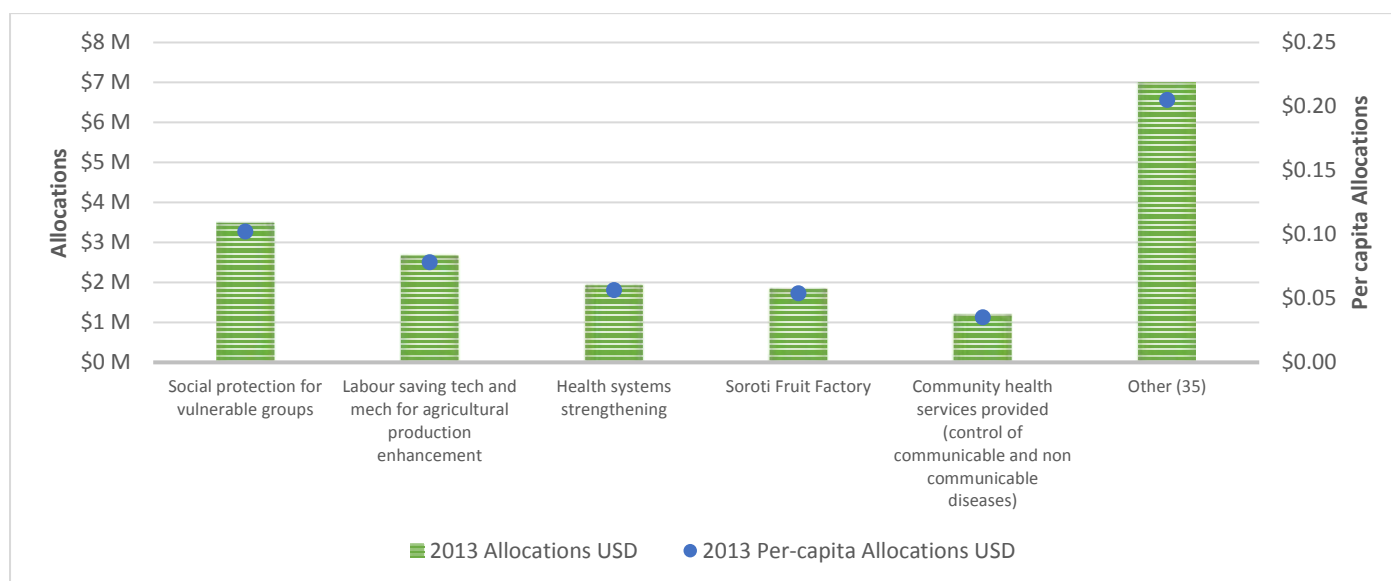


**TABLE 4**

Sectors	No. of programmes with allocations (2013)
Agriculture	19
Social protection	4
Health	3
Other	7
Education	7

## TRENDS IN UPPER-BOUND MAJOR PROGRAMMES, 2013 (USD)

**FIGURE 5**



**TABLE 5**

<b>Major programmes</b>	<b>Sector</b>	<b>Typology</b>
Social protection for vulnerable groups	Social protection	Social Protection (generic)
Labour saving tech and mechanisation for agricultural production enhancement	Agriculture	Other
Health systems strengthening	Health	Basic healthcare (generic)
Soroti Fruit Factory	Agriculture	Agriculture production development
Community health services provided (control of communicable and noncommunicable diseases)	Health	Overweight, obesity and NCDs
Other (35)	Other	Other

---

---