

NUTRITION INVESTMENT SNAPSHOT:

Kyrgyzstan



60 countries are leading a global movement to end malnutrition in all its forms.

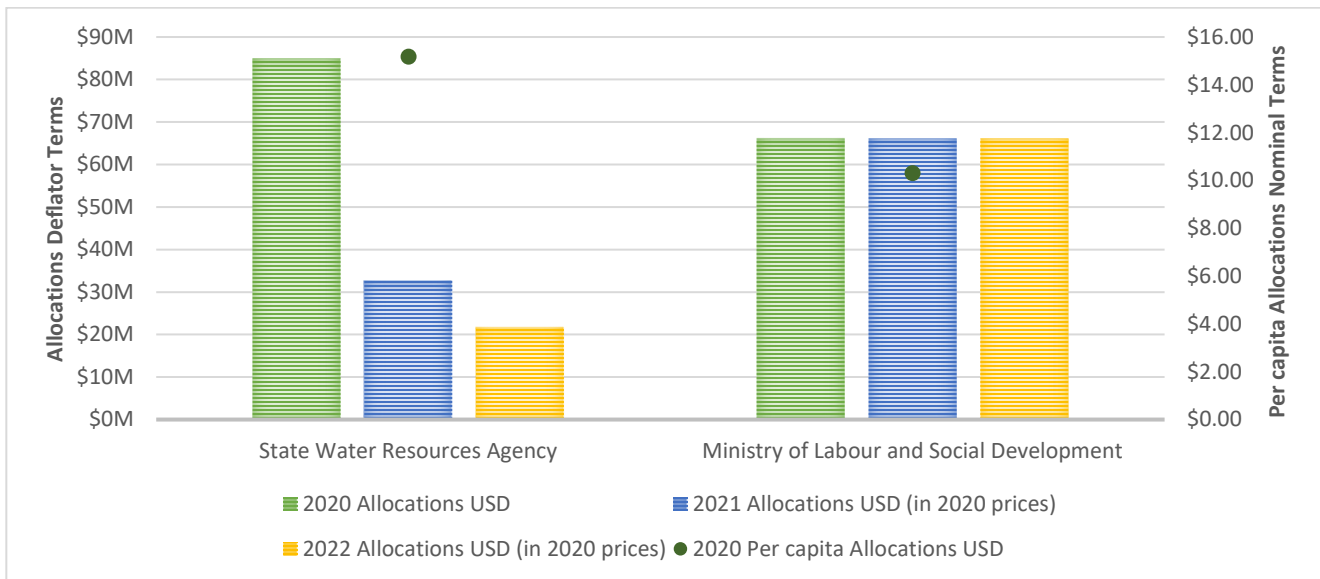
SUMMARY TABLE

Kyrgyzstan’s budgetary structure is aggregated at the programme level. This means that each budget line item represents a programme. With this information, the 2020 budget analysis identifies 40 nutrition-relevant programmes, of which 36 programmes received allocations in 2020. The 42 programmes are overseen by a total of fourteen ministries, departments or agencies which allocated \$30.79 USD in 2020 (all estimates in USD).

	2020 allocations		2021 allocations	
	Amount (USD)	Per capita (USD)	Amount (USD)	Per capita (USD)
<i>Nutrition-specific</i>	10,865,548	1.69	3,338,432	0.52
<i>Nutrition-sensitive</i>	186,656,703	29.09	119,457,640	18.62
Total	197,522,251	30.79	122,796,072	19.14

Trends in upper-bound nutrition-relevant allocations across MDAs 2020, 2021, and 2022 (USD)

FIGURE 1



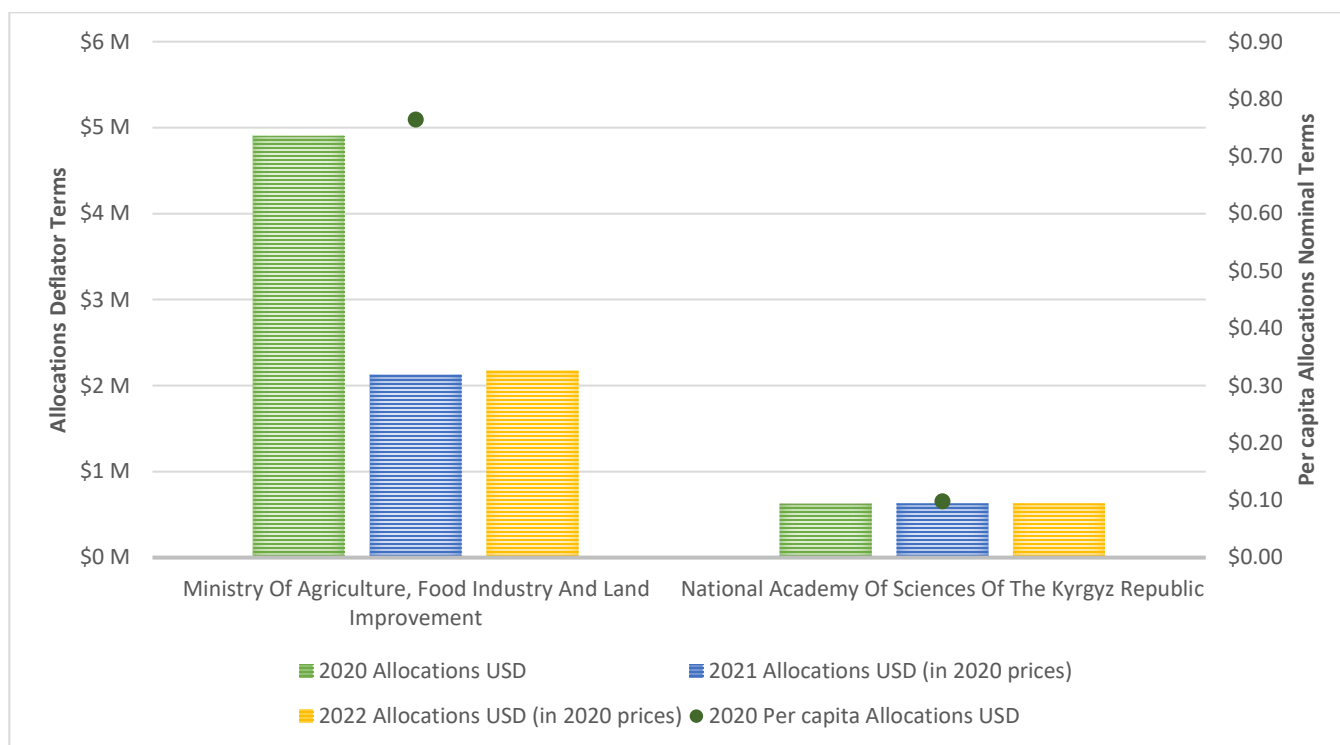
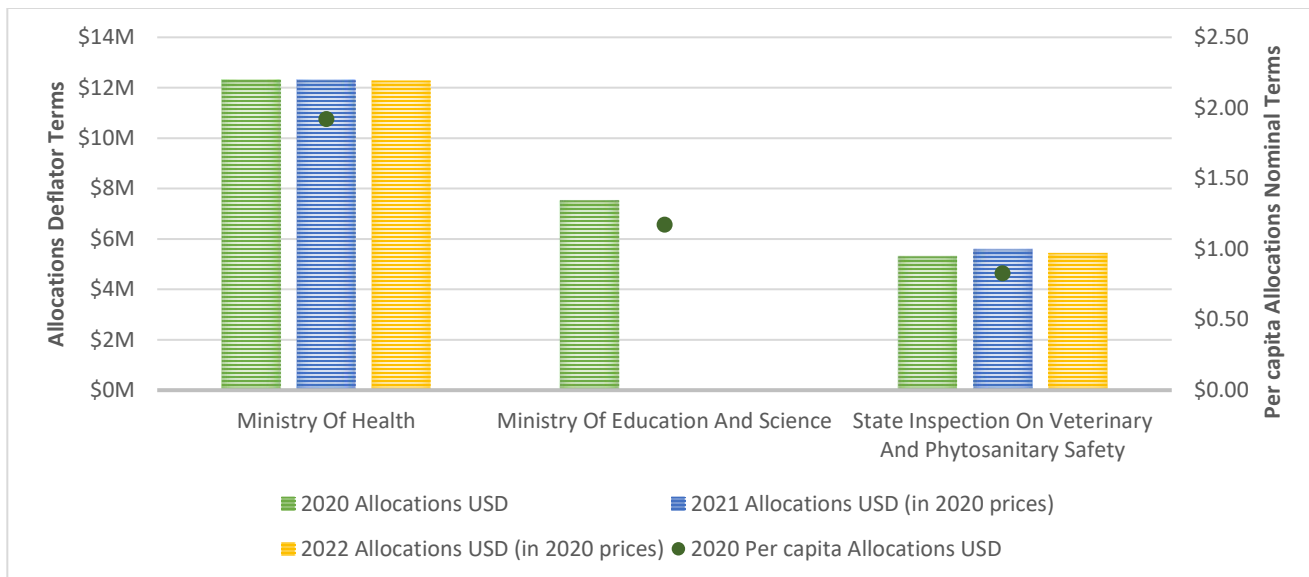


TABLE 1

<i>Ministry, department or agency (MDA)</i>	No. of budget actions with allocations (2020)	No. of budget actions with allocations (2021)	No. of budget actions with allocations (2022)
State Water Resources Agency	6	3	3
Ministry Of Labour And Social Development	5	5	5
Ministry Of Health	7	7	7
Ministry Of Education And Science	1	0	0
State Inspection On Veterinary And Phytosanitary Safety	3	3	3
Ministry Of Agriculture, Food Industry And Land Improvement	12	9	9

National Academy Of Sciences Of The Kyrgyz Republic	1	1	1
---	---	---	---

Trends in upper-bound nutrition-specific and sensitive budget allocations, 2020, 2021, and 2022 (USD)

FIGURE 2

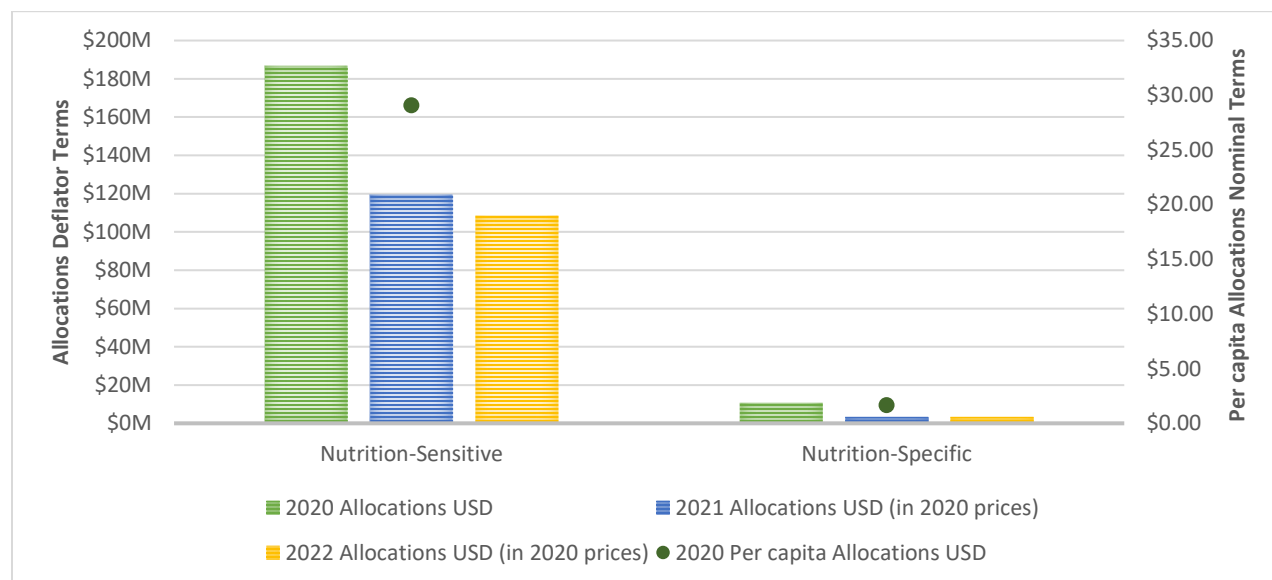
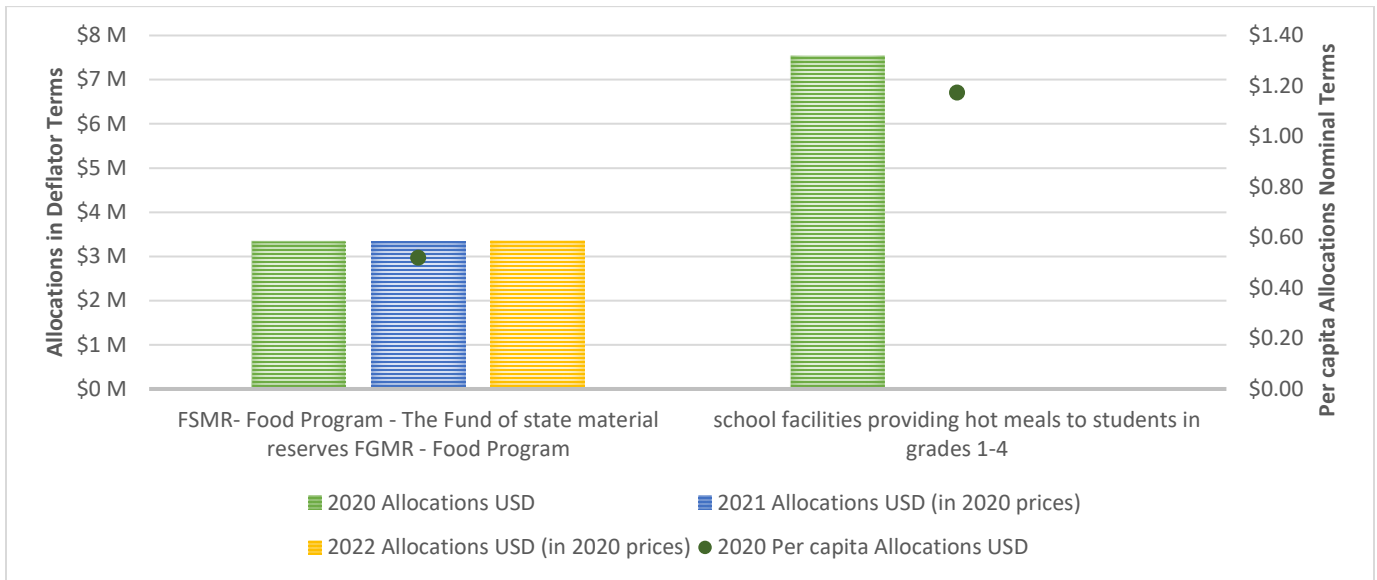


TABLE 2

<i>Categorisation</i>	No. of budget actions with allocations (2020)	No. of budget actions with allocations (2021)	No. of budget actions with allocations (2022)
Nutrition-specific	2	1	1
Nutrition-sensitive	34	28	28

Trends in upper-bound allocations of nutrition-specific Budget actions, 2020, 2021, 2022 (USD)

FIGURE 3



Trends in upper-bound sectoral budget allocations 2020, 2021, and 2022 (USD)

FIGURE 4



TABLE 4

Sector	No. of budget actions with allocations (2020)	No. of budget actions with allocations (2021)	No. of budget actions with allocations (2022)
Agriculture And Food Systems	22	22	22
Social Protection	5	5	5
Wash	1	1	1
Health	4	4	4
Education	6	6	6

Trends in upper-bound major budget actions, 2020, 2021, 2022 (USD)

FIGURE 5

