



The Scaling Up Nutrition (SUN) Movement

 Scaling Up
NUTRITION
ENGAGE • INSPIRE • INVEST

Annual Progress Report 2017



© Scaling Up Nutrition (SUN) Movement, 2017

All information in this report was collected, reviewed and collated by the SUN Movement Secretariat during June, July and August 2017. The SUN Movement Secretariat is supported by the Bill & Melinda Gates Foundation, Canada, the European Union, France, Germany, Ireland, the Netherlands, the United Kingdom and the United States. Human resource capacity, reporting directly to the SUN Movement Director, has been made available by France and the World Food Programme. The activity plan and budget of the SUN Movement Secretariat supports the implementation of the revised SUN Movement Strategy and the priorities identified by SUN countries in the context of the SUN Movement Roadmap 2016-2020.

For citation: Scaling Up Nutrition (SUN) Movement (2017). Annual Progress Report 2017. Geneva.

Front cover photos: © UNICEF, except the second photo to the right, which is © ILO.

Design, layout and production by Phoenix Design Aid A/S, Denmark.

Printed in Switzerland

SUN MOVEMENT



Annual Progress Report 2017



Foreword

MAKING SURE A FUTURE WITH ZERO MALNUTRITION IS WITHIN REACH



A child's cognitive development moves from preoperational to operational when she or he reaches the age of seven. In the same vein, the Scaling Up Nutrition (SUN) movement has reached its seven-year mark -- and its next phase in support of the 2030 Agenda for Sustainable Development -- bringing together more countries and stakeholders than ever in a global partnership to make malnutrition a thing of the past.

There is no place for malnutrition in the future we want. We must harness the opportunity that the Sustainable Development Goals (SDGs) present, as nutrition is both an indicator and determinant of development. Good nutrition spurs progress in health, education, employment, empowerment of women and the reduction of inequalities and poverty. It helps to ensure the best possible start in life for girls' and boys' bodies and brains, and is a prerequisite for thriving communities and countries.

Formed to act on the growing evidence of the injustice and impact of malnutrition, the SUN movement is focused on ending all forms of malnutrition for everyone, everywhere, by 2030. The 59 countries and three Indian states that today form the movement - up from four countries in 2010 - are showing that success is achievable.

In the past year, countries including Burkina Faso, Ethiopia, Mauritania, Myanmar and Nigeria have reported a reduction in stunting. Globally the number of children too short for their age has decreased from 165 million in 2012, to 155 million today. Almost 70 per cent of SUN countries report that the environment in which they operate - across sectors and stakeholder groups - has been more enabling, with more than 2,000 civil society organizations, 400 businesses, UN entities, journalists, parliamentarians, scientists and champions all working to address issues of malnutrition. By working together, with governments in the driver's seat, the SUN movement is facilitating the progress needed to advance SDG 17, which requires partnering for results to reach those furthest behind.



In spite of these significant advances, crises have left 20.7 million people without adequate food and nutrition in Yemen, Somalia, South Sudan and north-eastern Nigeria. This requires an immediate and coordinated response. In line with the promise of the SDGs to leave no one behind, the SUN movement has scaled up its response in countries that are facing or have recently faced crises – whether socio-political or climate-driven. Moving forward, we must focus on strong cross-sector collaboration for a whole-of-government approach to make nutrition a driver of more peaceful, secure and stable societies.

This new phase of the SUN movement also requires a focus not only on undernutrition, but on the increasing and devastating emergency of overweight, obesity and diet-related non-communicable disease experienced in almost every country. Undernutrition and overnutrition often occur in the same individuals, families and communities. Several SUN countries are addressing this through national plans and policies.

At the backbone of the SUN Strategy and Roadmap for 2016-2020, launched last September, lies a transformational pathway that looks to a future where everyone can realize their right to food and good nutrition. The past year has seen the development of a movement-wide Monitoring, Evaluation, Accountability and Learning system to help stakeholders demonstrate how their resources have translated into results that deliver better nutrition for all.

The SUN movement is making great strides in reaching children at risk of malnutrition and helping to build stable and thriving societies. With only 13 years left to meet the SDGs, there is not a moment to waste. I look forward to the work ahead and hope you will continue to support the SUN movement.

Amina J. Mohammed

Deputy Secretary-General of the United Nations

List of abbreviations and acronyms

BMS	Breast-milk substitutes
CSO	Civil society organisations
COI	Conflict of interest
CFS	Committee on World Food Security
CRF	Common results framework
CSA	Civil Society Alliance
CSN	SUN Civil Society Network
GDP	Gross Domestic Product
GNR	Global Nutrition Report
ICE	Independent Comprehensive Evaluation
ILO	International Labour Organization
MEAL	Monitoring Evaluating Accountability Learning
MSP	Multi-Stakeholder Platform
N4G	Nutrition for Growth
REACH	Renewed Efforts Against Child Hunger and Undernutrition
SBN	SUN Business Network
SDG	Sustainable Development Goals
SDN	SUN Donor Network
SMS	SUN Movement Secretariat
SUN	Scaling Up Nutrition
TST	Transitional Stewardship Team
UN	United Nations
UNN	UN Network for SUN
WASH	Water, sanitation and hygiene
WHA	World Health Assembly



Contents

List of abbreviations and acronyms	II
2016-2017: A visual snapshot	VII
Country index	XI
Summary and key messages	XII

Chapter 1

Nutrition today	1
1.1 What do we mean by malnutrition	1
1.2 The global picture: Malnutrition at a glance	3

Chapter 2

Fighting malnutrition across the SUN Movement	14
2.1 The state of malnutrition across the countries that drive the Movement	14
2.2 Nutrition patterns across SUN Countries	20
2.3 Ensuring nutrition progress: The 2017 SUN Movement Joint-Assessment Exercise	26
2.4 The SUN Movement's unique added value	55



Chapter 3

Supporting countries scale up nutrition	62
3.1 The SUN Movement networks	63
3.2 The SUN Movement Secretariat	72
3.3 The SUN Movement pooled fund	73
3.4 The SUN Movement Coordinator	74
3.5 The SUN Movement Executive Committee	75
3.6 The SUN Movement Lead Group	76

Chapter 4

Making sure a world with no malnutrition is within reach	78
4.1 The way forward	78
4.2 The road ahead	80
4.3 Looking to 2018	80

Chapter 5

SUN Country Profiles	82
-----------------------------	-----------

Annexes

Annex 1	
Explanation of indicators chosen for the 2017 Annual SUN Movement Progress Report	143
Annex 2	
SUN Country progress in a range of processes	148

Myanmar reports progress in reducing stunting to **29.2%** down from 35.1% in 2009, and 40.6% in 2006

SUN Countries exchange experiences in managing the impact of El Niño and other climate shocks on nutrition

“ I don't think the impact of El Niño, aggravated by climate change, has received the attention that it should have from the international community.

Mary Robinson, President, Mary Robinson Foundation - Climate Justice and SUN Movement Lead Group member

From Science to Action: Academia and Decision-Makers United in SUN Countries



Japan hosts Ghanaian learning exchange



The Cost of Malnutrition: **Why Policy Action is Urgent**



Viet Nam and Lao People's Democratic Republic learning exchange



Public Financing and Managing Results for **Better Nutrition in SUN African Countries**



2016 Global Nutrition Report



Nutrition Funding: **The Missing Piece of the Puzzle**



Nourishing Millions, Stories of Change in Nutrition

49

SUN Countries discuss building and sustaining political commitment for nutrition action **(300 participants from 49 SUN Countries)**



The Sustainable Development Goals Report 2016



Breastfeeding Week 2016: a key to Sustainable Development

51

SUN Countries share successes, lessons and challenges in aligning multiple stakeholders behind national priorities **(374 participants from 51 SUN Countries)**

Burkina Faso reports progress in reducing stunting to **27.3%** down from 32.9% in 2012, and 34.1% in 2011

Mauritania reports progress in reducing stunting to **27.9%** down from 29.7% in 2011

Ethiopia reports progress in reducing stunting to **38.4%** down from 40.4% in 2014, and 44.2% in 2011

Inauguration of a new SUN Movement Lead Group

“Guatemala took a multi-sectoral approach to improving nutrition and will be a champion in the region and the world for this approach. I intend to share these experiences so others can learn and lead in their own countries.”

President of Guatemala and SUN Movement Lead Group member, Jimmy Morales

The Indian State of Jharkhand is the third Indian State to join the Movement



71st session of the United Nations General Assembly

“Partnering as a way of working and as a means of implementation, is at the heart of this agenda.”

David Nabarro, Sustainable Development Facilitator

“I have never seen such a good political moment for nutrition. The stars are all aligned. With the SUN Movement, with its 57 countries who are making a huge contribution to this decade of success. I think the SDGs over the next 15 years will build on the success of the first 5 years of the SUN Movement.”

Former Director-General of the World Health Organization, Margaret Chan

Rio Nutrition for Growth

“The evidence, therefore, is very clear – boosting nutrition will boost economies.”

Akinwumi Adesina, Director of the African Development Bank



Upscaling the WASH-nutrition nexus at Stockholm World Water Week 2016



SUN Movement Coordinator visits Côte d'Ivoire




From Inspiration to Impact: New SUN Movement Strategy and Roadmap (2016-2020) is launched

35

SUN Countries discuss information systems for nutrition: data collection, analysis and reporting (229 participants in 35 SUN Countries)

SUN Movement Coordinator visits Ghana



The Partnerships Playbook is endorsed as a global partnership initiative and blueprint for SDG partnering



First-ever checklist for quality national nutrition plans is launched



SUN Civil Society Network Learning Route in Rwanda



Gabon is the 58th country to join the SUN Movement



Central African Republic becomes the 59th country to join the SUN Movement



SUN Civil Society Network Regional Workshop, Senegal



SUN Movement Coordinator visits Southeast Asia: Viet Nam, Cambodia and Indonesia



Nigeria reports progress in reducing stunting to

32.9%

down from 36.4% in 2013, and 36% in 2011

The SUN Movement Coordinator visits South Asia: Bangladesh, Nepal, Pakistan



The 136th Inter-Parliamentary Union (IPU) General Assembly, Dhaka




Parliaments have a key role to play, and I wish to invite you to convene a multi-stakeholder consultation within parliament to identify ways in which it can take action to support efforts to fight malnutrition and all its consequences.

Martin Chungong, Secretary General of IPU and SUN Movement Lead Group member



Human Capital Summit: Investing in a child's early years



2016 SUN Movement Progress Report is launched




Compendium of actions for nutrition (CAN)

45

SUN Countries discuss implementing effective nutrition actions with common results and national goals (**more than 300 participants from 45 SUN Countries**)



United Nations call for urgent action to **avert famine in South Sudan, Somalia, Yemen and northeast Nigeria**



Micronutrient Forum Global Conference

The SUN Movement Coordinator visits southern Africa: Lesotho, Madagascar and Mozambique



The SUN Movement Coordinator travels to India: Gujarat, Maharashtra, Uttar Pradesh, New Delhi



SUN Civil Society Network Learning Exchange in Nepal



“The coordination between the two sectors of wash and nutrition is critical because the interlinkages are so strong and can have a major positive impact on the lives of every woman, man and child.” – Dr Mushtaque Chowdhury, Vice-Chair of BRAC and member of the SUN Movement Lead Group



Spotlight on nutrition at the World Bank Autumn Meetings: Unlocking Human Potential and Economic Growth

“For \$10 pr year/child, we can prevent stunting, get a return of investment up to \$35 for every dollar invested, and bring \$420 billion worth of economic benefits.”


African Development Bank Annual Meeting in Ahmadabad, India

“We can repair a bridge, we know how to do that, we can fix a port, we know how to do it, we can fix a rail, we know how to do that, but we don't know how to fix brain cells once they are gone, that's why we need to change our approach to dealing with nutrition matters in Africa.”

Akinwumi Adesina, President of the African Development Bank and SUN Movement Lead Group member

Regional parliamentarian workshop in Burkina Faso

2017 High-Level Political Forum on Sustainable Development (HLPF)

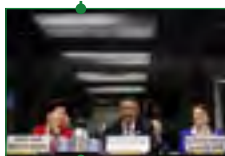


Jim Yong Kim, President of the World Bank

MID 2017



2017 Update: The International Code of Marketing of Breast-milk Substitutes Frequently Asked Questions



The 70th World Health Assembly welcomes Dr Tedros Adhanom Ghebreyesus as the new Director-General



New 2017 child malnutrition estimates show that **155 million girls are boys are stunted**, down from 156 million last year



SUN Civil Society Network SDG Toolkit



World Breastfeeding Week: Sustaining Breastfeeding Together



The State of Food Security and Nutrition in the World
In 2016, the number of undernourished people in the world increased to 815 million, up from 777 million in 2015.

Country index: Want to learn more about a SUN Country?

- Bangladesh** p. XVII, 11, 15, 20, 24, 29, 31, 37, 39, 43, 45, 49, 74, 84
- Benin** p. XV, XVII, 16, 20, 25, 29, 31, 32, 37, 85
- Botswana** p. XVII, 17, 20, 74, 86
- Burkina Faso** p. XIII, XV, XVI, 16, 20, 21, 24, 25, 29, 30, 31, 32, 35, 37, 39, 43, 44, 45, 67, 78, 87
- Burundi** p. 9, 17, 20, 23, 25, 29, 31, 45, 88
- Cambodia** p. XIV, XVI, 12, 13, 15, 20, 25, 36, 37, 43, 51, 66, 89
- Cameroon** p. 9, 16, 20, 25, 29, 32, 35, 37, 43, 45, 54, 90
- Central African Republic** p. XII, 17, 20, 21, 35, 37, 91
- Chad** p. XIV, 17, 20, 25, 29, 31, 32, 35, 37, 43, 45, 49, 92
- Comoros** p. 17, 20, 23, 36, 37, 49, 93
- Congo** p. 16, 20, 25, 28, 37, 43, 94
- Costa Rica** p. XVII, 10, 15, 20, 23, 28, 35, 95
- Côte d'Ivoire** p. VIII, 9, 11, 16, 20, 25, 29, 31, 34, 35, 42, 43, 45, 48, 51, 54, 60, 72, 96
- Democratic Republic of the Congo** p. 9, 17, 20, 32, 35, 49, 97
- El Salvador** p. XVII, 10, 15, 20, 21, 35, 37, 49, 98
- Ethiopia** p. II, VIII, XIII, XVII, 9, 17, 20, 35, 45, 51, 53, 54, 67, 78, 99
- Gabon** p. IX, XII, 16, 20, 36, 37, 42, 100
- The Gambia** p. 16, 20, 25, 32, 101
- Ghana** p. 9, 16, 20, 24, 25, 31, 49, 102
- Guatemala** p. XVII, 15, 20, 21, 23, 24, 28, 28, 34, 35, 43, 45, 46, 103
- Guinea** p. 9, 16, 20, 24, 29, 35, 104
- Guinea-Bissau** p. 5, 16, 20, 25, 28, 49, 105.
- Haiti** p. 15, 20, 25, 29, 31, 35, 106
- Indonesia** p. XIII, XVII, 15, 20, 21, 23, 25, 35, 38, 49, 54, 60, 66, 74, 107
- Kenya** p. XVII, 17, 20, 21, 23, 25, 35, 37, 56, 67, 74, 108
- Kyrgyzstan** p. 15, 20, 21, 28, 31, 35, 45, 48, 51, 54, p. 66, 109
- Lao PDR** p. 10, 15, 20, 23, 31, 35, 45, 49, 60, 110
- Lesotho** p. 17, 20, 24, 49, 74, 111
- Liberia** p. 16, 20, 24, 49, 112
- Madagascar** p. 12, 13, 17, 20, 24, 29, 31, 35, 37, 42, 49, 54, 60, 74, 113
- Malawi** p. 17, 20, 23, 24, 25, 31, 34, 35, 67, 114
- Mali** p. XV, 16, 20, 21, 30, 31, 32, 35, 37, 43, 115
- Mauritania** p. II, XIII, 16, 20, 25, 32, 35, 43, 49, 78, 116
- Mozambique** p. 17, 20, 30, 55, 74, 117
- Myanmar** p. II, XIII, 15, 20, 25, 28, 30, 31, 35, 36, 39, 43, 66, 78, 118
- Namibia** p. 16, 20, 29, 38, 119
- Nepal** p. XIII, XVII, 10, 15, 20, 25, 31, 35, 48, 49, 53, 54, 60, 120
- Niger** p. XIV, 13, 16, 20, 27, 29, 31, 31, 32, 35, 36, 121
- Nigeria** p. II, III, XIII, XIV, XVII, 8, 10, 16, 24, 27, 37, 78, 122
- Pakistan** p. 5, 15, 20, 21, 31, 38, 50, 53, 54, 74, 75, 123
- Papua New Guinea** p. 15, 20, 23, 35, 42, 124
- Peru** p. XV, XVII, 5, 20, 21, 34, 35, 37, 49, 60, 125
- Philippines** p. 15, 20, 27, 35, 36, 37, 49, 53, 54, 66, 126
- Rwanda** p. XII, 17, 20, 22, 23, 66, 127
- Senegal** p. XV, 16, 20, 25, 34, 35, 37, 39, 42, 43, 45, 43, 44, 54, 60, 66, 70, 75, 96, 128
- Sierra Leone** p. 16, 20, 24, 25, 35, 45, 45, 129
- Somalia** p. 8, 17, 20, 29, 31, 35, 130
- South Sudan** p. 8, 17, 20, 131
- Sri Lanka** p. 15, 20, 23, 24, 25, 37, 77, 132
- Sudan** p. 17, 20, 51, 133
- Swaziland** p. 17, 20, 21, 24, 134
- Tajikistan** p. XVII, 15, 20, 21, 32, 43, 52, 54, 60, 135
- Tanzania** p. 17, 29, 30, 31, 35, 43, 45, 54, 67, 77, 136
- Togo** p. XVII, 16, 20, 35, 37, 137
- Uganda** p. 17, 20, 24, 35, 36, 138
- Viet Nam** p. 15, 20, 21, 35, 37, 54, 60, 74, 139
- Yemen** p. 8, 15, 20, 32, 140
- Zambia** p. 17, 20, 39, 42, 45, 48, 49, 67, 77, 141
- Zimbabwe** p. XVII, 13, 17, 20, 31, 35, 43, 49, 67, 70, 142



Summary and key messages

MOVING FROM INSPIRATION TO INVESTMENT - FOR IMPACT ON PEOPLE, SOCIETIES & COUNTRIES

Key 2016-2017 highlights

More and more, nutrition is seen as a maker and marker of development – essential to the attainment of the Sustainable Development Goals (SDGs). The transformative 2030 Agenda is grounded in the ambition of leaving no one behind – an aspiration shared by the Scaling Up Nutrition (SUN) Movement. To this end, as per its 2016-2020 Strategy and Roadmap, all SUN Countries will, by 2020, be able to show to an equitable improvement in the nutritional status of all women, men and their families.¹

In 2017, the SUN Movement marks its seventh year, driven by 59 countries and the Indian States of Jharkhand, Maharashtra, and Uttar Pradesh. They are home to over 100 million girls and boys who are too short for their age (stunted) and face diminished mental development – with irreversible consequences for individuals, families, communities and countries. Led by nations and states – united with civil society, business, United Nations agencies, donors and academia – the SUN Movement is scaling up to make sure that the potential of everyone, everywhere is unleashed by making malnutrition an injustice of the past. Between late 2016 and early 2017, **the SUN Movement welcomed Central African Republic and Gabon as its newest members.**² By joining the SUN Movement, they are part of a community that is constantly sharing progress and challenges and learning how one another brings people together, puts the right policies and laws in place, strives toward common results and invests for impact. The SUN Movement is founded on the principle of country ownership and continuous improvement, and, together, members are shifting their focus from inspiration towards implementation and ensuring the results needed to end malnutrition, in all its forms, making sure no one is left behind.

WELCOME
TO THE SUN
MOVEMENT,
GABON AND
CENTRAL
AFRICAN
REPUBLIC!

By joining the SUN Movement, they are part of a community that is constantly sharing progress and challenges and learning how one another brings people together, puts the right policies and laws in place, strives toward common results and invests for impact. The SUN Movement is founded on the principle of country ownership and continuous improvement, and, together, members are shifting their focus from inspiration towards implementation and ensuring the results needed to end malnutrition, in all its forms, making sure no one is left behind.

In the period April to August 2017, **a record-breaking 52 countries**³ – up from 45 in 2016 – examined their scaling up nutrition efforts, by bringing together their nutrition communities for the **yearly SUN Movement Joint-Assessment Exercise**. This exercise provides invaluable insight into country-level action and is one of the Movement's most unique features and tools, to share progress and challenges, and set a course for the future. Results from these assessments show

¹ The reporting period, for the purposes of this summary, covers April 2016 to August 2017.

² On 26 September 2017, the Government of Afghanistan issued a letter of intent to join the SUN Movement, marking the Movement's 60th member country.

³ In addition to the 52 SUN Countries who undertook the Joint-Assessment exercise in 2017, two SUN Movement newcomers (Papua New Guinea and Gabon) undertook baseline studies that paint a picture of the elements in place for ensuring a well-nourished future for families, societies and nations, from April to July 2017.



that almost 70 per cent of SUN Countries see the environment in which they work as more enabling for success in 2016-2017.⁴

SUN COUNTRIES LIKE ETHIOPIA HAVE SEEN UP TO A 20% DROP IN CHILD MALNUTRITION OVER THE PAST 16 YEARS⁵

The SUN Movement is supporting the transformation of lives and futures, but faster results at scale are both possible and necessary to reach the six global targets for better nutrition by 2025 and the Sustainable Development Goals by 2030. SUN Countries are experiencing significant reductions in malnutrition, proving that its eradication is within reach. In 2016-2017, **Burkina Faso, Ethiopia, Mauritania, Myanmar, and Nigeria** reported a significant decline in the number of stunted children.⁵

The growing obesity and overweight challenge is being tackled across the SUN Movement, with 16 SUN Countries having included overweight and obesity in their national policy and strategy documents, while **3 SUN Countries** are tracking diabetes and sodium intake.

The SUN Movement is breaking down silos by bringing together multiple sectors and stakeholders centrally, regionally and locally. Governments are uniting their nutrition communities, with **50 SUN countries** now having an active multi-stakeholder platform (MSP) at the national level. In **35** countries – nine more than in 2015-2016 – these platforms also work at the sub-national level, supporting local actions and implementation, across sectors such as women’s empowerment, agriculture, WASH, health, social protection and national development.

Stakeholders are increasing and diversifying whilst joining networks, as SUN Countries determine the right group of people for lasting human impact.

IN 2016-2017, THE SUN CIVIL SOCIETY NETWORK ORGANISED 4 LEARNING EXCHANGES IN 3 COUNTRIES, BRINGING TOGETHER 6 ALLIANCES IN ASIA, FOR THE FIRST TIME, IN INDONESIA, 9 ALLIANCES IN NEPAL & 9 ALLIANCES IN RWANDA

Civil society organisations are coordinating and rallying behind national plans to scale up nutrition.

The SUN Civil Society Network (CSN) encourages the formation of vibrant civil society alliances, with such alliances existing in **39 SUN Countries today**. The network represents over **2,000 organisations locally, nationally and internationally**, spanning multiple sectors and backgrounds, including **four regional coordination groups** – two of which (covering Asia and East and Southern Africa) were set up in 2016-2017. The network has, in 2016-2017, developed a theory of change to provide a shared framework, within which

⁴ UNICEF (2017). Child malnutrition in Ethiopia has dropped 20 percent in 16 years. Available at: <http://scalingupnutrition.org/news/malnutrition-in-ethiopia-has-dropped-20-in-16-years/> [accessed September 2017].

⁵ Reported progress from SUN Countries, as per the above, has been validated by UNICEF, WHO and the World Bank Joint Malnutrition Estimates Group.

national alliances and the global network can work to inform the development of national and regional strategies and support implementation.

Businesses are investing and innovating in responsible, sustainable actions and operations to improve nutrition, by partnering with countries

The SUN Business Network (SBN) is a truly unique global platform for business and nutrition, and counts more than **400 multi-national and national companies, including SMEs**, committing to ending malnutrition as members.

30 MSPs now include private sector representatives, acknowledging their potentially game changing contributions to consumers, the food sector, the economy, and planet, alike. In the last year, the SBN has launched new national business networks in Nigeria and Niger, making the network present in 15 SUN Countries. 15 SUN Countries have set up their own private sector networks, and 7 more countries are developing theirs.

IN 2016-2017, TO BETTER MEET DEMAND, THE SUN BUSINESS NETWORK HAS PARTNERED WITH THE AFRICAN DEVELOPMENT BANK & ASHOKA CHANGEMAKERS TO ADDRESS NUTRITION INVESTMENT HINDRANCES FOR BUSINESSES, ESPECIALLY SMES, IN AFRICA.

THE MULTI-PARTNERSHIP, MULTI-STAKEHOLDER APPROACH IS WHAT IS NEEDED BECAUSE WE CAN'T PRETEND THAT WE ARE CAPABLE, WE KNOW AND WE CAN MANAGE TO DO EVERYTHING ALONE IN TERMS OF FINANCING [AND] MANAGING [NUTRITION] PROJECTS.

– Neven Mimica, European Commissioner for International Cooperation and Development and SUN Movement Lead Group Member

Development partners, including bilateral donors, foundations, development banks and other stakeholders, are calling for continued political will and the prioritisation of nutrition on all agendas

The SUN Donor Network (SDN) seeks to ensure political commitment for nutrition and embrace the SUN Movement approach as an invaluable global movement. It advocates for country access to more and better financing for nutrition, at all levels. Further to increasing accountability and measuring progress in mobilising resources, the SDN is committed to tracking donor spending on nutrition. In a bid to increase, harmonise and align development partners' support for government-led nutrition plans, **36 countries** have an appointed

donor convener – up from 28 in 2015-2016. There are SUN Donor Networks in **24 SUN Countries**. Beyond this, the SDN has reviewed these structures and strives to increase learning and capacity strengthening – to promote multi-sectoral country efforts to end malnutrition.

United Nations agencies are harnessing their functional and technical expertise to help bring convergence to national multi-sectoral nutrition efforts

57 SUN Countries have established UN Networks, with nominated UN Network for SUN (UNN) Focal Points. **37 countries** – or 65 per cent – have appointed UN Network Chairs. REACH (Renewed Efforts Against Child Hunger and Undernutrition) was engaged in **17 SUN countries** in 2016-2017⁶ and continues to be a service, provided through the UN Network, in response to country demand to bring momentum to and build capacity for multi-sectoral nutrition governance implementation and results.

41 MSPs are working with scientists and academia to better support evidence-based decision-making and improve the coordination amongst governments and research institutions.

42 SUN Countries are now leveraging the budgetary, legislative and political powers of parliamentarians – helping to cement nutrition as a national priority.

IN 2016-2017, THE UN NETWORK HAS ASSISTED SUN COUNTRIES LIKE BURKINA FASO, CAMBODIA & CHAD WITH THE DEVELOPMENT OF THEIR NEW MULTI-SECTORAL NATIONAL NUTRITION PLANS.

⁶ As at 30 April 2017, REACH was operational in eleven countries, namely: Burkina Faso; Burundi; Chad; Haiti; Lesotho; Mali; Myanmar; Senegal; Sierra Leone; Tanzania; and Zimbabwe. It has provided support to other countries in the past, including: Bangladesh; Ethiopia; Ghana; Guinea; Lao PDR; Mauritania; Mozambique; Nepal; Niger; Rwanda and Uganda.



The media is spreading the nutrition word across **33 SUN Countries**. 19 countries work with the media on behaviour change communication, advocacy or to disseminate policies, with **4 SUN Countries** having established dedicated journalist networks.⁷ **5 SUN Countries** use their civil society networks to engage the media, and more and more SUN Countries have identified working with the media as key to put into force nutrition plans or policies.⁸

25 SUN Countries have nominated one, or several, high-level political or social champions for nutrition – from First Ladies, Presidents, Prime Ministers to sports stars, traditional and religious leaders, and celebrities.

SUN Countries are demonstrating that planning, costing, financing and implementing a common set of nutrition results is still a work in progress. Monitoring impact and ensuring that a reliable and inclusive data system is in place remains a challenge.

SUN Countries have, in 2016-2017, worked tirelessly towards ensuring gender-sensitive robust and coherent policy, legal and regulatory frameworks to redress the many causes of malnutrition.

45 SUN Countries have in place some form of legal measure related to the International Code of Marketing of Breast-milk Substitutes. Out of which, **39 SUN Countries** have comprehensive legislation or regulations reflecting all or most provisions of the Code.⁹ **24** countries have a minimum of 14 weeks fully-paid maternity leave, with **5 SUN Countries** (Benin, Burkina Faso, Mali, Peru and Senegal) having ratified the International Labour Organization's Maternity Protection Convention, 2000 (No. 183). Peru and Senegal signed on to this key Convention in 2016-2017. **18** countries have a high level of constitutional protection of the right to food. **56** countries have legislation on universal salt iodisation, whilst **46** countries have legislation on mandatory flour fortification. and **18 SUN Countries** have social mobilisation, advocacy and communication strategies in place, with a further **3** countries developing theirs. **49 SUN Countries**¹⁰ now have data on country policies to ensure a healthy diet.

⁷ As reported in the 2017 Joint-Annual Assessment Exercise of the SUN Movement.

⁸ Please note that this overview dates back to analysis undertaken in August 2016.

⁹ MEAL Baseline (2017). Data source: WHO, UNICEF, IBFAN 2016. Marketing of Breast-milk Substitutes: National Implementation of the International Code, Status Report 2016. Geneva: WHO.

¹⁰ IFPRI (2015). Global Nutrition Report 2015: Actions and accountability to advance nutrition and sustainable development. Available at: <http://www.ifpri.org/publication/global-nutrition-report-2015> [accessed August 2017].

SUN Countries are committed to ensuring that all nutrition actions across sectors are coordinated around a common results framework (CRF).

37 SUN Countries now report that they have a national CRF in place. **14 more** are in the process of developing or updating theirs. **24** have a monitoring and evaluation framework with a **further 5** under development. **33** are fully costed. **47** countries are tracking public financial allocations for nutrition, with **25** countries acknowledging the funding gaps needing to be filled. **18** countries report that in-country donors have aligned behind the national reporting of this information.

Nutrition champions – at all levels – are making an increasingly effective case for investing in nutrition.

The average estimated nutrition budget allocation across 37 SUN Countries is at 5.9 per cent of general government expenditure, although nutrition-specific spending is at less than 0.05 per cent. The highest share of nutrition-relevant spending is found in social protection, followed by health, agriculture, water and sanitation, and education. The highest share of nutrition-relevant spending is found in social protection, followed by health, agriculture, water and sanitation, and education. SUN Government Focal Points and SUN Networks are working hard to use the evidence gathered through budget analysis exercises to advocate for more and better nutrition-focused spending.

A snapshot of global action in 2016-2017

With the knowledge that partnering is key to solve the nutrition puzzle, the SUN Movement is building linkages with key partnerships and alliances recognising the crucial connections between good nutrition, women's empowerment, sustainable food systems, healthcare, water and sanitation and education. Official partnerships have been established with Sanitation and Water for All and Women Deliver – along with collaboration with Every Woman, Every Child, the Global Partnership for Education, the Global Panel for Agriculture and Food Systems on Nutrition, the NCD Alliance, the Early Childhood Development Action Network and EAT.

In December 2016, the first-ever checklist for developing 'good' quality nutrition plans was launched, with the UN Network for SUN. This product, supported by blogs and case studies on the use of the checklist, has already been used in the development of nutrition policies and plans in SUN Countries such as **Burkina Faso** and **Cambodia**.

Under the normative framework of the Second International Conference on Nutrition (ICN2) and the 2030 Agenda for Sustainable Development, the United Nations Decade of Action on Nutrition (2016-2025) marks a framework for global nutrition action to eradicate hunger and malnutrition in all its forms and reduce the burden of diet-related noncommunicable diseases (NCDs) in all age groups, everywhere. In January 2017, its work programme was launched, following the proclamation of this Decade in April 2016. Since then, Norway has become the first country to establish an action network, whilst Ecuador and Brazil have been the first countries to pledge their ambitious commitments.

SUN Country actors are making use of additional and valuable networks to inform country-level work. To 'declutter' the crowded nutrition space, in March 2017, the SUN Movement – in collaboration with Emergency Nutrition Network (ENN) – brought together representatives from Alive & Thrive, , Global Alliance for Improved Nutrition (GAIN) , Global Panel on Agriculture and Food Systems for Nutrition, International Food Policy Research Institute (IFPRI) , Institute of Development Studies (IDS) , Maximising the Quality of Scaling Up Nutrition Programmes (MQSUN), Secure Nutrition, the Sackler Institute for Nutrition Sciences, World Food Programme (WFP), World Health Organization (WHO), UNICEF and the World Bank, in its first-ever workshop on knowledge management. This gathering set an agreed working definition of knowledge

IN DECEMBER 2016, THE PARTNERSHIPS PLAYBOOK – BASED ON THE SUN MOVEMENT'S PRINCIPLES OF ENGAGEMENT, SUPPORTED BY EVERY WOMAN, EVERY CHILD, THE GLOBAL PARTNERSHIP FOR EDUCATION, THE ZERO HUNGER CHALLENGE, AND SANITATION AND WATER FOR ALL – WAS ENDORSED AS A GLOBAL PARTNERSHIP INITIATIVE AND BLUEPRINT FOR SDG PARTNERING, BY GLOBAL LEADERS

management for the Movement and garnered agreement around the means of coordinating knowledge management efforts – in support of SUN country priorities, as per the Movement’s Strategy and Roadmap (2016-2020).

In May 2017, the SUN Movement showed its commitment to make change for girls and women everywhere, by putting the spotlight on improving maternal and new-born health and nutrition, the dedicated monthly theme for the Deliver for Good campaign. The SUN Movement is one of the founding partners of this important initiative.

In July 2017, a total of 44 countries, including SUN Countries Bangladesh, Benin, Botswana, Costa Rica, El Salvador, Ethiopia, Guatemala, Indonesia, Kenya, Nepal, Nigeria, Peru, Tajikistan, Togo and Zimbabwe undertook their voluntary national reviews of country-level progress towards Sustainable Development Goals (SDGs), during the 2017 High-Level Political Forum on Sustainable Development (HLPF) under the theme “eradicating poverty and promoting prosperity in a changing world. This Forum encompassed in-depth reviews of SDG 1, 2, 3, 5, 9 and 14.

Moving forward: Making sure a future with no malnutrition is within reach

As of June 2017, **17 SUN Countries** have an active humanitarian appeal. The SUN Movement is elaborating on the challenges faced by SUN Countries during urgent or recurring crises, to provide a set of long-term recommendations on how focusing on nutrition can help bridge the development-humanitarian divide and implement the ‘New Way of Working’ adopted at the World Humanitarian Summit. In pursuit of the objectives of the SUN Movement Strategy and Roadmap (2016-2020) and 2030 Agenda for Sustainable Development, these recommendations are driven by examples from SUN Countries. Agenda 2030, encompassing the Sustainable Development Goals and the Paris Agreement, recognises the intrinsic links between peace and sustainable development and therefore, there is an emphasis on ensuring that no one is left behind and aims to reach the furthest behind first. This translates into inclusive growth for all people, whether in a stable, fragile or conflict context.

As the SUN Movement charges on in its new phase, stakeholders are seeking to demonstrate how their human and financial resources have and are being translated into actions and results that deliver better nutrition for all. Achieving this ambition requires a strong Monitoring, Evaluation, Accountability and Learning (MEAL) system that reflects the underlying theory of change of the Movement. To this end, 2016 and 2017 has seen the development of a MEAL results framework that includes indicators of progress. The choice of indicators is aligned with globally agreed monitoring frameworks and initiatives, like the SDGs, and reflects already available data (i.e. secondary data). The MEAL system also includes indicators specific to the SUN Movement.




“WE CAN ALL BE, AND WE SHOULD ALL BE, NUTRITION CHAMPIONS IN OUR OWN RIGHT, AND, BY LEADING FROM WHERE WE ARE, WE CAN MAKE A SUBSTANTIAL DIFFERENCE IN THE LIVES OF MANY. SO, LET’S ROLL UP OUR SLEEVES AND MAKE 2018 A WATERSHED YEAR FOR NUTRITION!”

– Gerda Verburg, SUN Movement Coordinator

Following the appointment of a new SUN Movement Lead Group by the United Nations Secretary-General in September 2016 – comprising Heads of State, public and private sector champions, academics and social changemakers – an Engagement Plan was created in 2017. This plan will help harness individual Lead Group members’ spheres of influence to encourage decision-makers and thought leaders at country and global levels; energise the nutrition discussion; highlight the Movement’s role and approach and support its cross-cutting objectives. The annual Lead Group meeting was held on the margins of the United Nations General Assembly in September 2017, with the theme Nourishing a Sustainable Future”, where each member took on new commitments to support SUN Countries.

The SUN Movement takes a country-owned, driven and led approach, in line with the SDG promise to leave no one behind. Turning the focus on country-level action – a prerequisite for the SUN Movement Strategy and Roadmap 2016-2020 – will need the consolidated and coordinated effort of each and every stakeholder. For instance, one year into her role as the SUN Movement Coordinator, Gerda Verburg has pledged to travel to 20 or more SUN Countries in 2017, to learn more – *first hand* – about scaling up nutrition challenges and opportunities faced in this diverse group of nations and Indian States.





1

Nutrition today

1.1 WHAT DO WE MEAN BY MALNUTRITION?

Good nutrition is not just about how much food is available to consume, but, rather, about ensuring the right nutrients. Good nutrition is key at every point of life - from breastmilk received as a baby, to ensuring a diet where the right calories, protein, carbohydrates, vitamins or minerals, go into the body and stay in, as older women, and men, and at every point in between. Not consuming enough of the right nutrients results in undernutrition, while too much results in overnutrition.

Malnutrition is not just a consequence of a lack of sufficient and adequately nutritious and safe food, but it is intrinsically linked to a host of intertwined factors such as women's empowerment, health, care, education, sanitation and hygiene, access to food and resources, and more.

In 2017, it is estimated that the 59 countries and three Indian States that make up the Scaling Up (SUN) Movement are home to approximately 60 per cent of all stunted children under five; 45 per cent of wasted children, and; almost 30 per cent of overweight girls and boys under age five.

The scale of malnutrition in 2017

- Today, nearly **one in three people the world over suffers from at least one form of malnutrition**: wasting, stunting, vitamin and mineral deficiency, overweight, obesity and diet-related non-communicable diseases (NCDs).
- **2 billion people** experience micronutrient malnutrition.
- **155 million girls and boys** under 5 are too short for their age (stunted), whilst 52 million do not weigh enough for their height (wasted), and 41 million are overweight - none of these children are growing healthily.
- **815 million** people go hungry.
- **1.9 billion adults** are overweight or obese.
- **422 adults** worldwide have type II diabetes.
- In 14 countries, **less than half of all children under 5 escape both stunting and wasting.**

Fighting malnutrition is not just smart, it's (a) right

Every woman, man and child has the right to adequate food and nutrition.¹¹ This right is recognised in the 1948 Universal Declaration of Human Rights, as part of the right to an adequate standard of living, and is enshrined – along with the fundamental right to be free from hunger – in the 1966 International Covenant on Economic, Social and Cultural Rights, which 50th anniversary the world celebrated in December 2016. Additionally, the 1989 Convention on the Rights of the Child obligates states parties “to combat disease and malnutrition, including within the framework of primary health care, through, inter alia, the application of readily available technology and through the provision of adequate nutritious food and clean drinking water, taking into consideration the dangers and risks of environmental pollution”.¹²

As good nutrition is a gamechanger for development, wellbeing and success

An estimated 45 per cent of all under-5 mortalities are linked to malnutrition. For children who survive, the long-term effects of malnutrition are devastating if not addressed: diminished cognitive and physical development, reduced productive capacity and poor health. Stunted children have an increased risk of becoming overweight or obese later in life.

This is why the first 1,000 days – from a mother’s pregnancy until her child’s second birthday – are a critical and singular window of opportunity in determining a girl’s or boy’s destiny. With the right nutrition, strong immune systems are built – which, in turn boosts children’s chances of surviving and thriving. Nutrition is the key to also care for a girl’s or boy’s brain – the most important thing a child has.

“ WE CAN REPAIR A BRIDGE, WE KNOW HOW TO DO THAT, WE CAN FIX A PORT, WE KNOW HOW TO DO IT, WE CAN FIX A RAIL, WE KNOW HOW TO DO THAT, BUT WE DON'T KNOW HOW TO FIX BRAIN CELLS ONCE THEY ARE GONE, THAT'S WHY WE NEED TO CHANGE OUR APPROACH...

*– Akinwumi Adesina,
President of the
African Development
Bank Group and SUN
Movement Lead Group
member*

¹¹ The Right to Food is realised when every woman, man and child, alone or in community with others, has physical and economic access at all times to adequate food or means for its procurement. The right to adequate food shall therefore not be interpreted in a narrow or restricted sense, which equates it with a minimum package of calories, proteins and other specific nutrients. Committee on Economic, Social and Cultural Rights (CESCR) (1999, p.2).

¹² UN General Assembly, Convention on the Rights of the Child, 20 November 1989, United Nations, Treaty Series, vol. 1577, Article 24(2)(c).

And good nutrition is better business

The need to scale up nutrition is great, which means that so is the opportunity – for countries, and for other stakeholders such as business, donors, civil society and the UN system. Whereas poor nutrition is known to have devastating economic effects – for instance, studies estimate that stunting alone costs Africa USD 25 billion annually – investing in nutrition has the potential to help break the poverty cycle and stimulate economic development in tandem: every dollar invested can yield a return of USD 16 dollars,¹³ making good nutrition a basic building block of human capital.

“ RETURNS FROM PROGRAMMES FOR IMPROVING NUTRITION FAR OUTWEIGH THEIR COSTS.¹⁵

It is estimated that Gross Domestic Product (GDP) can increase by at least 10 per cent annually with better nutrition. Simply put, if people get the right food, based on individual needs – as women, men, girls and boys need different nutrients in their

lifespan – they are healthier, perform better at school, have more decent work opportunities and are better served to ensure that every member of their families are thriving.

1.2 THE GLOBAL PICTURE: MALNUTRITION AT A GLANCE

“ WITHOUT BETTER NUTRITION, YOU WILL NOT END POVERTY, WITHOUT BETTER NUTRITION YOU WILL NOT END GENDER INEQUALITY, WITHOUT BETTER NUTRITION YOU WILL NOT IMPROVE HEALTH, FIND INNOVATIVE APPROACHES, OR PEACE AND STABILITY, BETTER NUTRITION IS THE CORE.

– Gerda Verburg, SUN Movement Coordinator

Between 1990 and 2015, undernourishment in developing countries plummeted, from 23.3 per cent to 12.9 per cent.¹⁵ Stunting has declined in many countries.

The visibility of nutrition as a political priority has climbed, and is now recognised as a crucial maker or breaker of the 2030 Agenda for Sustainable Development and the lynchpin for achieving all Sustainable Development Goals (SDGs).

The 2030 Agenda places nutrition as an opportunity connecting “people, prosperity, planet, partnerships, and peace”.



¹³ IFPRI (2015). Global Nutrition Report 2015: Actions and accountability to advance nutrition and sustainable development. Available at: <http://www.ifpri.org/publication/global-nutrition-report-2015> [accessed August 2017].

¹⁴ World Bank Group (2016). An Investment Framework for Nutrition: Reaching the Global Targets for Stunting, Anemia, Breastfeeding and Wasting. Available at: <https://openknowledge.worldbank.org/handle/10986/26069;jsessionid=7BAB7658BC3085AF9F51D203ACBCEA84> [accessed July 2017].

¹⁵ WHO (2017). Global Targets 2025 Tracking Tool (version 3 - 05/2017): Indicator mapping - Anaemia. 2017 Internet: https://extranet.who.int/sree/Reports?op=vs&path=/WHO_HQ_Reports/G16/PROD/EXT/Targets_AnaemiaWorldMap&VSPARAM_varLanguage=E&VSPARAM_varISOCODE=ALB&VSPARAM_varPopulationType=Women&CountrySorted=Albania&principal=Principal%5BClient%5Banonymous%4010.28.26.74%40%5D%2C10.28.26.10%5DRoles%3A%5B%5D%2BGroups%3A%5B%5D&varCountry=Albania&&.USER=anonymous&CountryChoice=ALB&varLanguage=E&varISOCODE=ALB&ROLES=Everyone&LanguageChoice=E&varTarget=Dev [accessed 30 June 2017].



People: Good nutrition during the first 1,000 days of a child's life is critical to achieving full physical, intellectual and human potential in adolescence and adulthood.



Prosperity: One dollar invested in nutrition gives a rate of return of \$16.



Planet: If average diets among adults in the UK conformed to WHO recommendations, the associated Green House Gas emissions would be reduced by 17%.



Partnerships: There is no single actor who can address all the underlying causes of malnutrition; the 2030 Agenda calls on actors to align themselves with the intergovernmental agreed nutrition targets and contribute from their respective mandates and comparative strengths.



Peace: Improved nutrition helps to break the intergenerational cycle of inequity and poverty and thus contributes to a more peaceful society.¹⁶

This global recognition of the importance of good nutrition is thanks to the commitment and motivation of countries who have all embraced that **good nutrition = brighter, sustainable futures**. Their action to cut stunting has been supported - in part - by the SUN Movement, the Nutrition for Growth (N4G) compact, new attention to reorienting food systems for nutrition following the Second International Conference on Nutrition (ICN2), and the United Nations Decade of Action on Nutrition.

However, political commitment and growing collaboration is not enough. Progress has been uneven across regions, population groups and sexes. Impact at scale is needed, faster. In 2015, the world agreed to eliminate all forms of malnutrition by 2030. To date, despite progress, the World Health Assembly targets on maternal and child nutrition remain unmet. Approximately 800 million people remain undernourished. Among children, the most vulnerable group, 155 million are too short for their age, 52 million are too thin, and 41 million are too heavy. Conversely, prevalence rates and absolute numbers for overweight and obesity have increased tremendously. Today, multiple forms of malnutrition are occurring in the same country, the same community, the same household and even the same person. If current trends continue, the absolute number of overweight people will have increased from almost 2 billion today, to 3.3 billion by 2030.

WORLD HUNGER IS ON THE RISE: THE ESTIMATED NUMBER OF UNDERNOURISHED PEOPLE INCREASED FROM 777 MILLION IN 2015 TO 815 MILLION IN 2016.¹⁸




¹⁶ UNSCN (2017). By 2030, end all forms of malnutrition and leave no one behind. Available at: <https://www.unscn.org/uploads/web/news/document/NutritionPaper-EN-may2017-WEB.pdf> [accessed September 2017].

¹⁷ FAO (2017). The State of Food Security and Nutrition in the World 2017. Available at: <http://www.fao.org/state-of-food-security-nutrition/en/> [accessed September 2017].

THE BREADTH OF THE OBESITY AND OVERWEIGHT CHALLENGE¹⁸

- Obesity has **more than doubled since 1980** worldwide, and most of the world's population lives in countries where **overweight and obesity kills more people** than underweight. The study is based on the *Global Burden of Disease* data and methods and finds that in 2015, a total of 107.7 million children and 603.7 million adults were obese. Since 1980, the prevalence of obesity has doubled in more than 70 countries and has continuously increased in most other countries.
- There has been **no progress to stem the rate of overweight** in more than 15 years:¹⁹ In 2016, more than **1.9 billion adults** were overweight – 0.5 billion more than in 2008. Of these over **600 million were obese**.
- **Almost 41 million children under age 5** were overweight in 2016. In Northern and Southern Africa and Central Asia, at least one in every ten children under five is overweight.²⁰
- **Overweight and obesity disproportionately affects women:** Estimates suggest that, globally, 266 million men and 375 million women were obese in 2016. In SUN countries, these differences are even more stark with prevalence rates of 14 per cent for women and 5 per cent for men. SUN Countries also experience a large difference between the prevalence of overweight – with a prevalence rate of 37 per cent for women and 23 per cent for men.²¹

“OBESITY IS A TICKING TIME BOMB – AND THERE IS HIGH RISK THAT THE POLITICAL COMMITMENT WE HAVE GARNERED TO DATE FALLS TO THE WAYSIDE IN LIGHT OF COMPETING PRIORITIES. THE SUN MOVEMENT MUST FOCUS ON THE NEED TO ELIMINATE UNDERNUTRITION, ALONGSIDE OTHER FORMS OF MALNUTRITION.”



– Tom Arnold, former CEO
Concern Worldwide, former
SUN Movement Coordinator

SUN Countries are stepping up to scale down obesity and overweight

16 SUN Countries have included overweight and obesity in their national policy and strategy documents, while **3 SUN Countries** are tracking diabetes and sodium intake.²²

Guinea-Bissau aims to reduce, by 15 per cent, the proportion of overweight people by promoting good eating habits and tracking and treating obesity cases seen in health centres. **Peru's** 2013 Law on the promotion of healthy food for girls, boys and adolescents includes nutrition education in schools, the development of a nutrition observatory that also studies overweight and obesity, healthy food served in school cafeterias, the promotion of more physical activities; a regulation on unhealthy food marketing. In **Pakistan**, a National Action Plan for the Prevention and Control of Non-Communicable Diseases and Health Promotion has been developed. This Plan includes an Integrated Framework for Action (IFA) developed to address multidisciplinary issues across the broad range of NCDs, with obesity and overweight highlighted as particular areas for concern, considering their role in the prevalence of coronary diseases and hypertension. Furthermore, the Ministries of Health and Planning are developing a consolidated action plan for the attainment of SDGs 2 and 3, which will address undernutrition, obesity and overweight.

¹⁸ Unless indicated otherwise, figures come from the World Health Organization (June 2016). Factsheet: Obesity and overweight. Available at: <http://www.who.int/mediacentre/factsheets/fs311/en/> [accessed 12 January 2017].

¹⁹ UNICEF/WHO/World Bank Group Joint Child Malnutrition Estimates (2017). Joint child malnutrition estimates – Levels and trends (2017 edition). Available online, at: http://www.who.int/entity/nutgrowthdb/jme_brochure2017.pdf?ua=1 [accessed September 2017].

²⁰ *ibid.*

²¹ See Annex 1 for more information.

²² SUN Movement (2016). MEAL baseline report.



Turning multiple burdens into multiple returns

The past decades have seen a shift in the quantity and quality of people's diets and nutrition-related epidemiology – the medical branch that deals with the transmission and control of diseases. The multiple burden of malnutrition can be seen as the coexistence of undernutrition along with overweight, obesity or diet-related NCDs – and can occur within **individuals** (with the simultaneous presence of two or more types of malnutrition, or the development of multiple types over a lifetime), **households** (with multiple family members affected by different forms of malnutrition), and **populations** (fraught by both undernutrition and overweight prevalent in a community, region or nation) – across the life cycle.

The multiple burdens represent an unmissable opportunity for action. Not only is fighting malnutrition essential to achieving the SDGs and critical to the development of humans and the economy, the focus on and investment in double or even triple-duty actions will help tackle different forms of malnutrition at the same time. With this, we can build a vital bridge between established and successful policies and initiatives, and emerging nutrition interventions, with the potential of truly yielding multiple returns, or a win-win-win.²³

²³ WHO (2016). Factsheet: Obesity and overweight. Available at: <http://www.who.int/mediacentre/factsheets/fs311/en/> [accessed 12 January 2017].



© UNICEF / Gonzalez Farran



In addition, famines are exacerbating malnutrition among millions of people throughout the world. Four SUN Countries (South Sudan, Nigeria, Yemen, and Somalia) – are experiencing famines, crises or emergency food insecurity situations.²⁴ An estimated 9.9 million people are facing significant food insecurity in these countries,²⁵ including 1.3 - 1.4 million severely acutely malnourished children under the age of five who are at high risk of dying.²⁶ Tens of millions of refugees from (civil) wars, terrorism, natural disasters, disease outbreaks, as well as human rights violations and inappropriate socio-economic policies are currently at increased risk of malnutrition. In addition, environmental problems such as climate change, pollution of air, water and soil, and decreasing biodiversity are creating conditions that threaten the health and nutrition of people. These conditions also pose a major challenge to sustainable development.

Time to step up!

The world needs to step up its efforts to eliminate malnutrition in all its forms. More sectors – beyond health and agriculture – more actors – beyond the traditional ones – and more countries need to be involved.

As people do not live in ‘sectors’, all stakeholders need to embrace the SDGs, and all work differently than they have to date. Nutrition must be seen as the foundation for building better lives and brighter futures. This means that all actors in the SUN Movement must be catalysers and bridge-builders to connect sectors and connect stakeholders. Rather than assuming others know nutrition, all nutrition stakeholders need learn the language that other sectors speak, and understand where they stand, both their measures of success and their accountability processes. All actors from the highest political levels, to civil society, business, donors, UN agencies and academia need to change their behaviours to make nutrition work for the attainment of the SDGs and for making other SDGs work for nutrition. At the core, good nutrition must be upheld as a human right and the foundation of wellbeing. Women and girls must be at the centre, with nobody left behind.

²⁴ The presence of famines, and precursors to the most severe forms of famine, is tracked by FEWS (Famine Early Warning Systems Network) using the Integrated Phase Classification (IPC) system ranging from phase 1 to phase 5, defined by gaps in food consumption for at least 1 in 5 households. Crisis (IPC phase 3) refers to significant food consumption gaps with high or above usual acute malnutrition. Emergency (phase 4) indicates extreme food consumption gaps resulting in very high acute malnutrition and excess mortality. Famine (phase 5) represents a near complete lack of food and/or other basic needs.

²⁵ ACAPS (2017). Famine Northeast Nigeria, Somalia, South Sudan, and Yemen: Final Report. Geneva: Assessment Capacities Project (ACAPS).

²⁶ UNHCR (2017). UNHCR says death risk from starvation in Horn of Africa, Yemen, Nigeria growing, displacement already rising. Available at: <http://www.unhcr.org/en-us/news/briefing/2017/4/58ec9d464/unhcr-says-death-risk-starvation-horn-africa-yemen-nigeria-growing-displacement.html> [accessed May 2017].

WOMEN AND GIRLS: DRIVERS OF THE ERADICATION OF ALL FORMS OF MALNUTRITION

Malnutrition, like poverty, is sexist. In virtually every country of the world, gender inequity and cultural norms hold women and girls back and render many unable to fulfil their rightful role as decision-makers – over their own mind and bodies, in their households, at work, and in their communities. Healthy women and girls, however, are the cornerstone of healthy societies. Provide girls and women access to good nutrition throughout their lives and they will deliver a healthier and wealthier world.

“ **SUCCESSFUL NUTRITION APPROACHES ARE THOSE THAT HAVE RECOGNISED AND ADDRESSED GENDER AND SOCIAL INEQUALITIES AND SOUGHT TO ADDRESS THEM.** ²⁷ ”



- **Boosting girls' and women's nutritional status is critical to improving maternal and newborn health.** Poor nutrition – as women have high nutrient requirements during pregnancy and when breastfeeding – leads to poorly nourished children, who are at risk of being stunted, wasted and facing other health threats, such as infectious diseases. Anaemia contributes to 20% of all maternal deaths worldwide.
- **Empowered women lead to less hunger.** Studies show that as much as half of the reduction of hunger between 1970 and 1995 can be attributed to improvements in the status of women.²⁸
- **Over 820,000 children's lives could be saved every year, if all children between 0 and 23 months were optimally breastfed.** Breastfeeding improves IQ, school attendance, and is associated with higher income in adult life. Yet, around 830 million working women worldwide are being deprived of adequate maternity leave.
- **Girls who are married young experience higher rates of anaemia and malnutrition than those who marry and have children later in life.** Children born to adolescent mothers are more likely to have low birth weight, suffer from poor nutritional status, and experience stunting – making malnutrition and food insecurity both a cause and consequence of early marriage.
- **If girls and women lack access to education, they are less equipped to properly feed children and care for their health.** Access to family planning can also have a significant influence on achieving key nutrition outcomes.

Turning lip service into action for women and girls across the SUN Movement

Ministries of women's empowerment and equality are usually a part of SUN Countries' multi-sectoral and multi-stakeholder platforms. Over the past year, SUN Countries, including **Bangladesh, Burundi, Côte d'Ivoire** and **Democratic Republic of the Congo**, have reported working with these ministries to supercharge nutrition progress for both women and men. UN Women formed part of the team that undertook the 2017 SUN Movement Joint-Assessment Exercise in **Cameroon**.

To make sure women and men get to a chance to thrive on equal footing, a gender-sensitive and enabling policy and legal environment is required. The revised **Bangladesh** Vulnerable Group Development (VGD) Programme of the Department of Women and Child Affairs now considers nutrition as a key component. In 2016-2017, **Ghana** has extended its parental leave. **Guinea** has set up a female parliamentarian group in the National Assembly, in addition to a women and media alliance to spread the nutrition word. SUN Countries are ensuring alignment across sectors and common results for women and girls, with, for instance, the New National Nutrition Programme II of **Ethiopia** which includes a specific section on 'gender-sensitive nutrition implementation'

²⁷ CSIS (2017). What can the United States learn from the Scaling Up Nutrition (SUN) movement? Examining country leadership in Zambia, Kenya, and Bangladesh. Available at: <https://www.csis.org/analysis/what-can-united-states-learn-scaling-nutrition-sun-movement/?block2> [accessed August 2017].

²⁸ IFRPI (2003). The Importance of Women's Status for Child Nutrition in Developing Countries. Available at: <http://www.ifpri.org/publication/importance-womens-status-child-nutrition-developing-countries> [accessed September 2017].

and the National Nutrition Strategy to 2025 and Plan of Action 2016-2020 of **Lao People's Democratic Republic**, which has a section on 'gender roles' as part of the guiding principles. **Nepal** has developed a framework "Costing of Gender Equality Instruments in Nepal 2016" which is being implemented. **El Salvador** is incorporating gender equality in WASH sector activities, as proposed in the Regional Plan for the CELAC countries. **Costa Rica, El Salvador and Nigeria**, have also committed to strengthen gender-responsive actions and the empowerment of women and girls, as their priorities for 2017-2018.

Table 1: Tracking indicators specific to women across SUN Countries

Indicator	Number of SUN countries with data	Min	Max	Mean	Median	Median for all countries with data
Female secondary school enrolment (%)	54	5	126	51	44	92 (178)
Women aged 20-24 who were married or in union before age 18 (%)	57	7	76	32	32	27 (124)*
Adolescent fertility rate (number of births per 1,000 women aged 15-19)	59	17	229	101	92	44 (219)*
Proportion of women of reproductive age (15-49 years) who have their needs for family planning satisfied with modern methods (%)	58	6	89	50	47	78 (131)*

* SDG Indicators Global Database, <https://unstats.un.org/sdgs/indicators/database/> [accessed 29 August 2017]




© UNICEF / Pirozzi

And keep the momentum going

In 2016-2017, there has been a surge in momentum for nutrition. High level advocacy opportunities have illuminated the importance of nutrition for partnerships and human capital, kick-started by a high-level event in 2016 during the 71st Session of the UN General Assembly, entitled Together for the 2030 Agenda: Partnering for Women, Children and Adolescents to Thrive and Transform the World, where the SUN Movement's Principles of Engagement were endorsed by multiple SDG-focused initiatives.

The Human Capital Summit during the World Bank Annual Meeting took place shortly after, bringing together ministers of finance to share their commitment to improving nutrition. In January 2017, world leaders focused their sights on improving nutrition and sustainable food systems at the World Economic Forum, and in April and May, the Inter-Parliamentary Union (IPU) made nutrition a focus of its General Assembly in Dhaka, Bangladesh. The annual meetings of the World Bank and the African Development Bank followed shortly, where the importance of ratcheting up investment in nutrition was showcased. Later in May, the World Health Assembly proved a key space for showcasing SUN Country efforts in addressing undernutrition alongside overweight, obesity and non-communicable diseases. In July, the High Level Political Forum for Sustainable Development conducted a review of SDG2 and 30 SUN Countries undertook voluntary reviews of their SDG plans. In September, the meeting of the SUN Lead Group took place on the margins of the 72nd session of the UN General Assembly and nutrition was put front and centre during key early childhood development moments and through side events. In October, the Committee for World Food Security (CFS), the foremost inclusive international and inter-governmental platform for all stakeholders to work together to ensure food security and nutrition for all, will focus a full day on nutrition. And in November, Italy will hold a high-level Global Nutrition Summit in Milan which will see the launch of the 2017 Global Nutrition Report – an authoritative overview and accountability report on the state of the world's nutrition. Following this, 59 SUN Movement member countries will descend upon Abidjan, Côte D'Ivoire, for the 2017 SUN Movement Global Gathering – a forum for sharing and learning and charting a bold course for the future for its member countries.²⁹



²⁹ For a comprehensive overview of the global nutrition situation and details on global nutrition governance, please visit: <https://www.unscn.org/en/resource-center/UNSCN-Publications>.

WORKING TOWARDS THE SDGs: INTEGRATING NUTRITION AND WASH

- **Poor sanitation is the second leading cause of stunting worldwide.**³⁰ The current scale of undernutrition is therefore unsurprising, when 844 million people live without clean water, and 2.3 billion don't have access to adequate sanitation.³¹
- **The WHO estimates that half of all undernutrition is linked to infections caused by poor WASH,** with evidence indicating multiple pathways.³²
- **Multi-sectoral action is fundamental to achieving all Sustainable Development Goals.** SDG 2 (end hunger and malnutrition) will not be achieved without inter-connected effort to achieve SDG 6 (universal access to WASH).

Multi-sectoral partnerships to fight poor WASH and malnutrition in SUN Countries

Recognising the close relationship between poor water, sanitation and hygiene (WASH) conditions and undernutrition, there has been growing collaboration in many SUN Countries, between government actors and partners developing WASH and nutrition national policies and plans, and among their partners.

In Cambodia, the Government has prioritised improving WASH to advance the Government's multi-sectoral commitment to reducing stunting. Led by Cambodia's Council of Agricultural and Rural Development (CARD), the National Strategy for Food Security and Nutrition (2014-2018) prioritises WASH as part of a comprehensive approach combining nutrition-specific with nutrition-sensitive interventions at all levels.³³ CARD has also established a WASH and nutrition sub-working group, linking the Ministry of Rural Development and the Ministry of Health along with core donors and development partners. The Group drives integrated actions forward, such as organising the first national workshop on WASH and nutrition in November 2016 which brought together decision-makers from national and sub-national levels, including four government ministries and vice-governors from 10 provinces, under the auspices of the Deputy Prime Minister.

In Madagascar, where almost half of children under five suffer from stunting and only 10 per cent of the population has access to basic sanitation, President Rajaonarimampianina recently launched the third National Nutrition Action Plan (PNAN III). This plan, developed with civil society and academia, takes on the recommendations of an evaluation undertaken following PNAN II. The PNAN III focuses on the first 1,000 days of a child's life, with interventions that aim

“ THE PROMOTION OF NUTRITION IS NOT AN EXCLUSIVE ROLE OF A MINISTRY OR INSTITUTION; RATHER THIS IS A CROSS-CUTTING THEME THAT REQUIRES JOINT EFFORTS FROM VARIOUS SECTORS, INCLUDING WATER SUPPLY AND HYGIENE, AGRICULTURE, RURAL DEVELOPMENT, EDUCATION, HEALTH, SOCIAL PROTECTION AND INFORMATION SECTORS, AS WELL AS CONTRIBUTIONS FROM SUB-NATIONAL AUTHORITIES, DEVELOPMENT PARTNERS AND THE PRIVATE SECTOR TO PROMOTE NUTRITION.



– H.E. Deputy Prime Minister Yim Chhay Ly of Cambodia

³⁰ Danaei G. et al. (2016). Risk Factors for Childhood Stunting in 137 Developing Countries: A Comparative Risk Assessment Analysis at Global, Regional & Country Levels. PLoS Medicine 13(11): e1002164.doi:10.1371/journal.pmed.1002164.

³¹ UNICEF/WHO (2017). Progress on Drinking Water, Sanitation, and Hygiene: 2017 update and SDG Baselines. Available at: <https://washdata.org/report/imp-2017-report-final> [accessed August 2017].

³² WHO (2008). *Safer water, better health: Costs, benefits and sustainability of interventions to protect and promote health*. Available at: whqlibdoc.who.int/publications/2008/9789241596435_eng.pdf [accessed July 2017].

³³ Kingdom of Cambodia Council for Agricultural and Rural Development (2014). *National Strategy for Food Security and Nutrition (NSFSN 2014-2018)*. Available at: http://foodsecurity.gov.kh/assets/uploads/media/20160707_093107.pdf [accessed August 2017].

to build the human capital needed to guarantee the development of Madagascar, including an increased focus on multi-sectoral coordination, with WASH as a priority.


To reinforce and accelerate these national efforts, **SUN and Sanitation and Water for All (SWA)** have partnered on ensuring advocacy for integration, and identifying and sharing good practices. Several partners have supported this effort by launching new advocacy reports and practical guides to WASH-nutrition integration.



The Recipe for Success: How policy-makers can integrate WASH into actions to end malnutrition

This report, by Action Against Hunger, SHARE and WaterAid, asserts that the integration of action on nutrition and WASH is fundamental to the recipe for success. The report highlights some of the practical actions for integrating WASH and nutrition that are proposed in countries with well-integrated policies such as Cambodia, Niger and Zimbabwe.

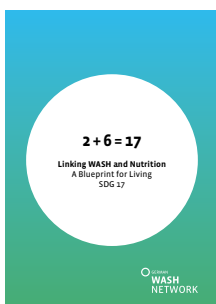
See: www.wateraid.org/recipeforsuccess



WASH'Nutrition Practical Guidebook

Published by Action Against Hunger, the guidebook offers practical guidance to help practitioners design and implement programmes in both humanitarian and development contexts. The guidebook combines expertise from many individuals and organisations working in WASH, health, and nutrition, including UNICEF, WHO, Action Against Hunger, WaterAid, Concern Worldwide and more.

See: <https://www.actionagainsthunger.org.uk/publication/wash%E2%80%99nutrition-2017-guidebook>



2+6=17 - Linking WASH and Nutrition, a blueprint for living SDG 17

This report, producing by the German WASH Network, supports actors to identify their individual way to “live the WASH-Nutrition link” under the SDGs. It strengthens the understanding between the two thematic areas and different stakeholder groups, and it provides examples and recommendations to increase impact, sustainability and cost effectiveness.

See: http://www.washnet.de/wp-content/uploads/washnet17_linking-wash-nutrition_web_170721_jr.pdf



2

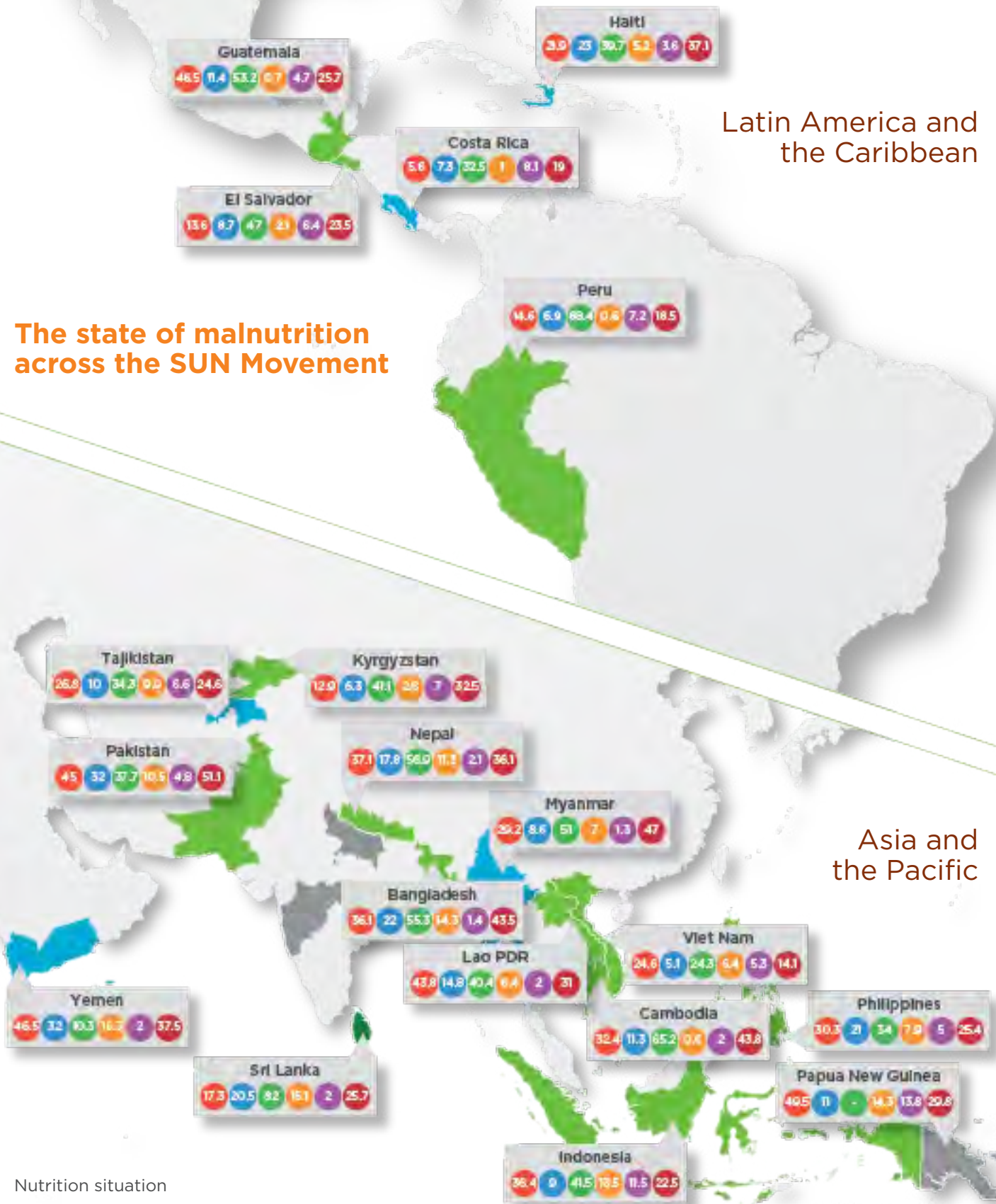
Fighting malnutrition across the SUN Movement

2.1 THE STATE OF MALNUTRITION ACROSS THE COUNTRIES THAT DRIVE THE MOVEMENT

59 countries and the Indian States of Jharkhand, Maharashtra and Uttar Pradesh are now driving the SUN Movement. They are home to more than **100 million stunted children**. Through their commitment, collaboration, investment and implementation of effective actions, however, millions of children have a chance of a better life, leading to a multiplier effect for all families, communities, regions, and countries. Communities will prosper and the world will be a safer and more sustainable place.

Latin America and the Caribbean

The state of malnutrition across the SUN Movement



Asia and the Pacific



Nutrition situation

- Under five stunting (%)
- Low birthweight (%)
- 0-5 months old exclusive breastfeeding (%)
- Under five wasting (%)
- Under five overweight (%)
- Women Anaemia 15-49 years (%)

Progress towards the SUN Movement strategic objectives (total weighted, as reported in 2017)*

- 0 - 25% weighted progress
- 26 - 50% weighted progress
- 51 - 75% weighted progress
- 76 - 100% weighted progress
- weighting not available

*UNICEF-WHO-World Bank Group joint child malnutrition estimates, 2017 edition, and the Joint-Assessment results completed in 2016 by SUN Countries.

See the Country Profiles on pages 82-142 for more information.



The state of malnutrition across the SUN Movement

Nutrition situation



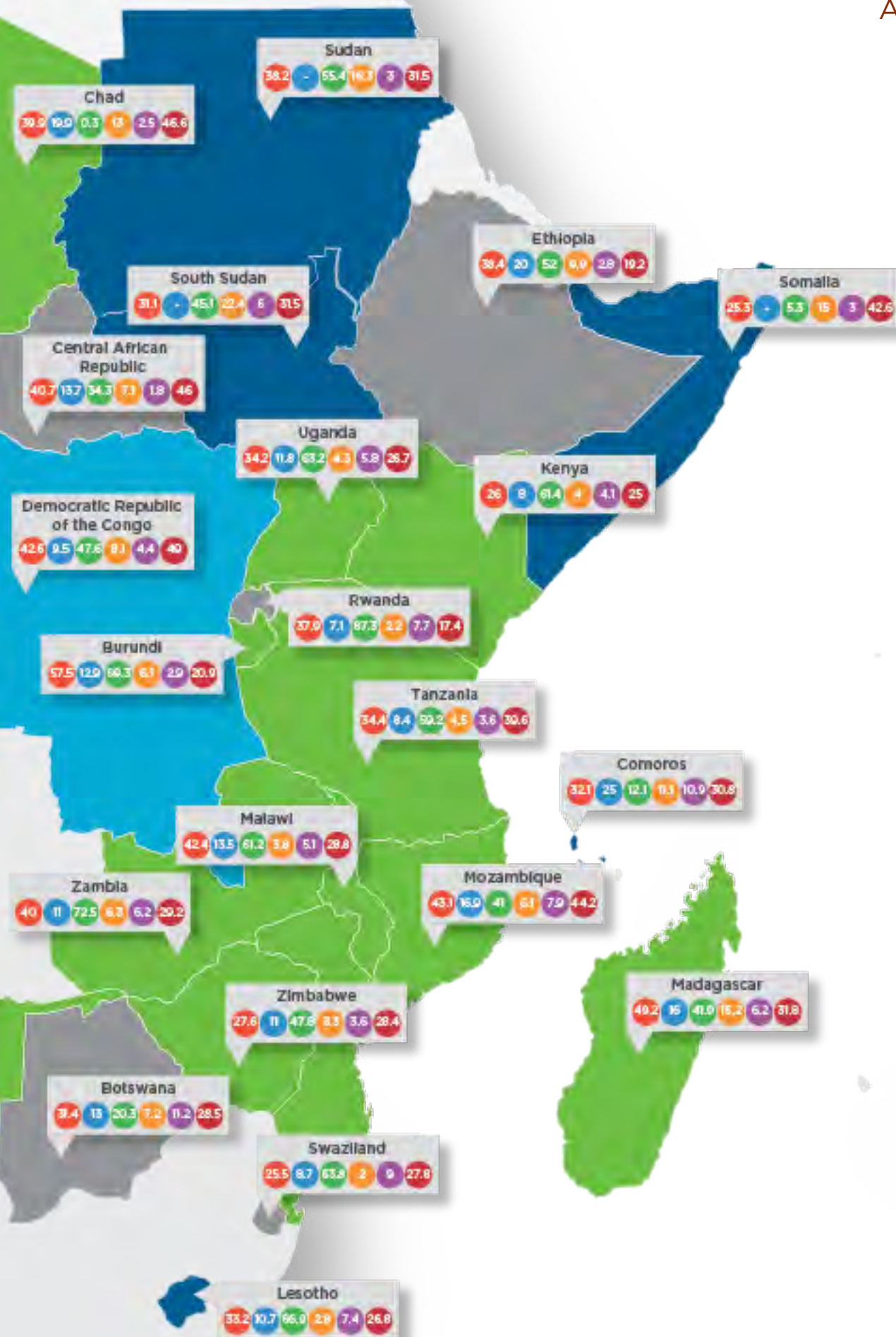
Progress towards the SUN Movement strategic objectives (total weighted, as reported in 2017)*



*UNICEF-WHO-World Bank Group joint child malnutrition estimates, 2017 edition, and the Joint-Assessment results completed in 2017 by SUN Countries.

See the Country Profiles on pages 82-142 for more information.

Africa



REACHING THE SDGs: INTRODUCING THE MEAL SYSTEM

As oversimplified as the saying “you can’t manage what you can’t measure” may be, it does describe why tracking progress in nutrition is so important. With the prospect of thriving women, adolescents and children, in particular, the SUN Movement’s transformational theory of change calls on all stakeholders to come together and for all actors to collaborate – so that resources can be mobilised and spent in a coordinated way.

As the SUN Movement has entered into its new phase, stakeholders seek to demonstrate how their human and financial resources have and are being translated into actions and results that deliver better nutrition for all. Achieving this ambition requires a strong Monitoring, Evaluation, Accountability and Learning (MEAL) system that reflects this theory of change and is well suited to the systemic nature of the changes that the SUN Movement is seeking to bring about – across its 59 member countries.

“ NUTRITION IS A CATALYSER FOR THE IMPLEMENTATION OF THE SDGs. AT THE SAME TIME, IMPROVED NUTRITION IS NOT EASY TO MEASURE.

– Gerda Verburg, SUN Movement Coordinator

Figure 1: The SUN Movement’s theory of change



2016 and 2017 has seen the development of this MEAL results framework which includes indicators of progress that correspond with each step of the theory of change. The choice of indicators is aligned with globally agreed monitoring frameworks and initiatives, and includes secondary data from publicly available repositories (e.g. UNICEF global databases, WHO's Global Health Observatory, etc.). The MEAL system also includes indicators specific to the Movement – based on primary data collected by the SUN Secretariat (such as the SUN Movement Annual Joint-Assessment) and the global networks.

The MEAL system aims to:

- Track progress of SUN Countries, as a group** → To assess progress of SUN countries using a standard set of indicators which cover different dimensions from commitments to actions to results to impact.
- Track individual SUN Country progress** → To understand where each SUN Country has made the most progress and where they lag behind.
- Identify patterns of progress across SUN Countries** → To identify patterns across SUN Countries looking at countries that have made most progress, those in the middle and those that are struggling.
- Identify patterns linked to the theory of change** → To compare SUN Countries looking at specific groups of indicators that correspond to the SUN Movement theory of change – the enabling environment, finance, interventions, legislation, SDGs that are considered drivers of nutrition, nutrition status and contribution of nutrition to the SDGs.

To facilitate comparisons across indicators and countries, individual country values are grouped into colour-coded values that represent a continuum in performance. The classification of is mainly based on performance vis-a-vis other SUN Countries, but also occasionally with regards to established standard cut-off points (e.g. public health significance of anaemia prevalence).



2.2 NUTRITION PATTERNS ACROSS SUN COUNTRIES

Addressing vulnerabilities to malnutrition

155 million girls and boys are stunted today. In 2016 the Global Nutrition Report devised way of looking at the thresholds of underlying drivers of stunting (calories from non-staple foods, access to improved water, access to improved sanitation and female secondary school enrolment rate) and how many countries have such a 'vulnerability'. Across the Movement, **Costa Rica** is the only country to be above the threshold for all four indicators.

Among the 14 countries with two or less vulnerabilities, **Uganda** is the only low-income country. Most progress has been seen in access to improved drinking water (the case for 39 countries), with progress in the other three drivers lagging behind.

Figure 2: Number of SUN Countries falling above the thresholds of vulnerabilities for the underlying drivers of stunting

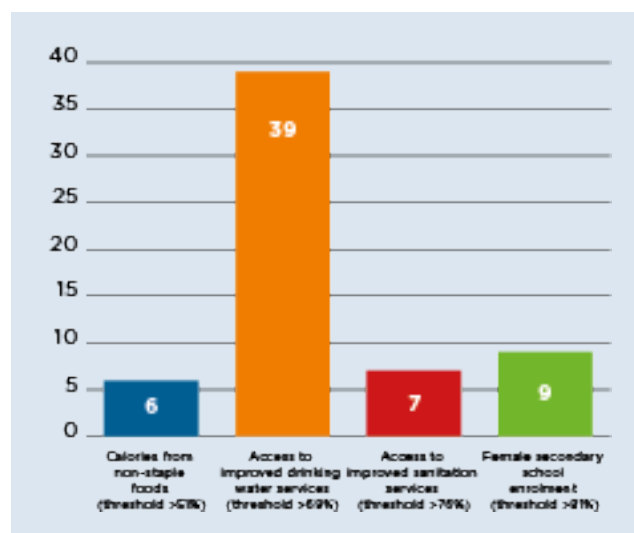


Table 2: Vulnerabilities to stunting across the SUN Movement³⁴

Number of vulnerabilities	Number of countries	SUN Countries
0	1	Costa Rica
1	6	Botswana, El Salvador, Kyrgyzstan, Peru, Sri Lanka, Tajikistan
2	7	Guatemala, Indonesia, Myanmar, Pakistan, Philippines, Uganda, Viet Nam
3	25	Bangladesh, Benin, Burkina Faso, Burundi, Cambodia, Cameroon, Comoros, Congo, Côte d'Ivoire, Gabon, Gambia, Ghana, Guinea, Guinea-Bissau, Lao People's Democratic Republic, Lesotho, Liberia, Malawi, Mali, Namibia, Nepal, Rwanda, Senegal, Swaziland, Zimbabwe
4	20	Central African Republic, Chad, Democratic Republic of the Congo, Ethiopia, Haiti, Kenya, Madagascar, Mauritania, Mozambique, Niger, Nigeria, Papua New Guinea, Sierra Leone, Somalia, South Sudan, Sudan, Tanzania, Togo, Yemen, Zambia

³⁴ Vulnerability is defined as being below the threshold for the following four underlying drivers (source: GNR 2016):
 Calories from non-staple foods <51%
 Access to improved water <69%
 Access to improved sanitation <76%
 Female secondary school enrolment rate <81%



GETTING THE BEST START IN LIFE – FOR BRAIN AND BODY

- 39 per cent of SUN countries have exclusive breastfeeding rates of at least 50 per cent. **Burkina Faso, Kenya** and **Swaziland** have seen an average annual increase in exclusive breastfeeding of more than 10 per cent.
- Only 15.4 per cent of 6 to 23-month-old children across the Movements' countries receive a minimum acceptable diet (MAD), which is when both the minimum number of meals and minimum diet diversity (MDD) is acceptable.³⁵ **Guatemala, Peru** and **Viet Nam** are the only countries with minimum diet rates of at least 40 per cent or higher, while the rates are less than 10 per cent in 19 countries (44 per cent).
- On average, 29.5 per cent of children 6–23 months in SUN countries receive a minimum diet diversity (MDD). **Indonesia, Kyrgyzstan, Peru, El Salvador, Viet Nam** and **Swaziland** have MDD rates of at least 50 per cent or higher, with **Swaziland** being the only African country.
- The coverage of children 6–59 months with two doses of vitamin A supplementation in 48 SUN countries shows a great variety. Only 17 SUN countries have reached a 90 per cent and above coverage, while another 16 countries are at less than 50 per cent coverage.

MAKING SURE WOMEN AND MEN ARE NOURISHED – TO THRIVE AT WORK AND AT HOME

- Data on country policies to implement **healthy diet policies**, based on information from the NCD Progress Monitor 2017.³⁶ **Central African Republic, Mali** and **Tajikistan** are the only three SUN Countries that report fully achieving all three components of healthy diet policies – salt/sodium policies, saturated fat and trans-fat policies and restriction on food and beverage marketing to children.



Table 3: Number of SUN Countries reporting progress towards implementing healthy diet policies

Policy	Fully achieved	Not achieved	Unknown ^a
Salt/sodium policies	6*	47	2
Saturated fat and trans-fat policies	7†	49	3
Restrictions on marketing to children	6‡	47	6

^a Unknown includes the following categories: Documentation not available, Don't know

* Central African Republic, Costa Rica, Kyrgyzstan, Lesotho, Mali, Peru, Tajikistan

** Bangladesh, Botswana, Peru and Swaziland have partially achieved putting in place salt/sodium reduction policies.

† Central African Republic, Costa Rica, Kyrgyzstan, Mali, Peru, Swaziland, Tajikistan

‡ Central African Republic, Mali, Mozambique, Peru, Swaziland, Tajikistan

³⁵ This is comparable to recent global estimates of 16 per cent but the median is lower than the global one (14 per cent).

³⁶ WHO (2017). Non-communicable Diseases Progress Monitor. Geneva: Licence: CC BY-NC-SA 3.0 IGO.

MOTHERS FIGHTING MALNUTRITION: HEALTHY COOKING CLASSES IN RWANDA




“When I was told that my son Emmanuel was suffering from malnutrition, I felt offended,” said Nyirahabimana. “I thought I cooked so well. I used to fry most of our food, including vegetables. But my son was thin and became sick very often.”

Nyirahabimana was convinced her son was poisoned. But she discovered that her son was actually malnourished when she joined a USAID-funded nutrition school. Her son was not alone. Nyirahabimana lives in rural Rwanda, a country where in 2015, 38% of children under 5 years old suffered from chronic malnutrition, or stunting.

Nyirahabimana’s nutrition school focuses on rehabilitating malnourished children. Nyirahabimana attended classes that teach mothers how to cook healthy, balanced meals to provide their children with adequate nutrients. For sustainability, the schools do not provide food. Instead, each woman brings an item from her home to contribute to cooking a meal. Because of this, women like Nyirahabimana learn how to cook healthy meals using what they have available at home.

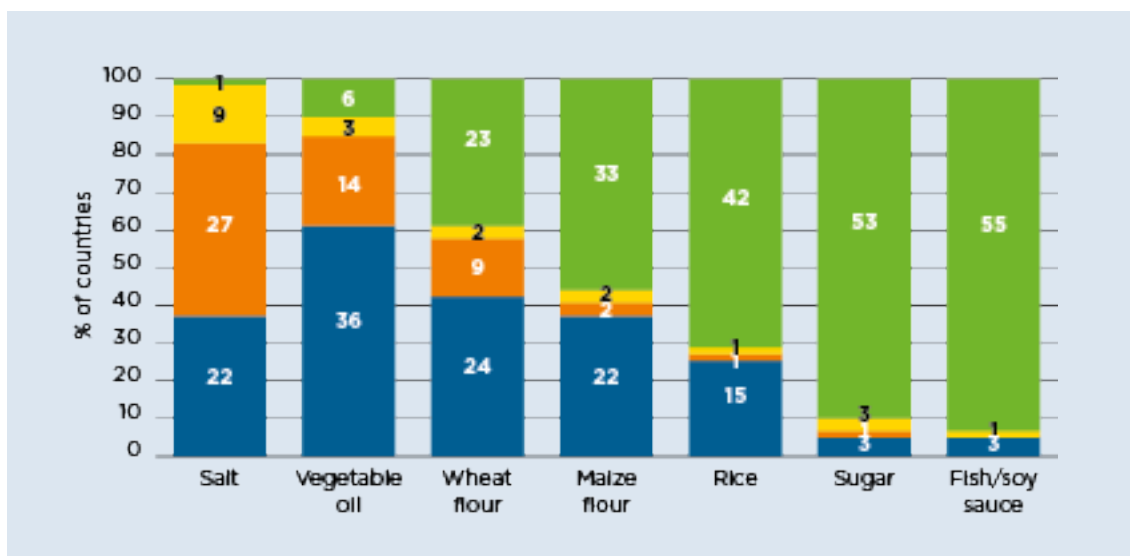
After a few months of attending the nutrition school, Nyirahabimana was shocked by the impact these healthy meals had on her son. “My son does not become sick anymore. He weighed 20 pounds at the beginning of the programme, 4 months ago. Now he weighs 33. I now know that frying food doesn’t make it healthy.” Today, Nyirahabimana cooks healthy, delicious meals at home – to the delight and wellbeing of her family.

Since 2015, USAID, in collaboration with the Government and other partners have established 913 nutrition schools across Rwanda. As a result of these nutrition schools, more than 2,400 children like Nyirahabimana’s son have been rehabilitated from malnutrition.



- Data on per capita fruit and vegetable intake (looking at grams of fruits and vegetables consumed per day) is available for 58 SUN countries.³⁷ Overall, the mean intake of fruit and vegetables was at 211g per day. Only one country, **Lao People's Democratic Republic**, has a population mean intake over 400g per day, the recommended minimum intake level by WHO.
- All SUN Countries have data on daily sodium intake for adults. Across the Movement the mean intake is 2.9 grams per day,³⁸ higher than the 2g per day maximum recommended by WHO. Exceptions include **Burundi, Comoros, Indonesia, Kenya, Malawi, and Rwanda**.
- Worldwide, approximately 70 per cent of all households have access to adequately iodised salt.³⁹ Across the SUN Movement, only **Kenya, Sri Lanka and Papua New Guinea** have achieved iodised salt consumption in 90 per cent or more of households, 28 countries have access in 50–89 per cent of households and 19 countries have access in less than 50 per cent of households.
- Fortification is adding vitamins and minerals to foods to prevent nutritional deficiencies. Nutrients regularly used in grain fortification prevent diseases, strengthen immune systems, and improve productivity and cognitive development. As shown in figure 3, which looks at the status of fortification across SUN Countries per food 'vehicle', countries are classified into 'sustain',⁴⁰ 'improve',⁴¹ or 'build/expand'⁴² categories. In the case of unavailable data, either the food vehicle is not relevant to the country in question⁴³ or there is not enough information to assess relevance. Countries might be classified at different stages according to the food vehicle. **Costa Rica** has a 'sustain' status for salt, wheat flour, maize and rice while **Guatemala** falls into the 'sustain' group for vegetable oil, wheat flour, maize and sugar.

Figure 3: Fortification status in SUN countries by food vehicle (number and % of countries)



- Social protection can address immediate, underlying and basic causes of malnutrition by improving dietary quality, increasing income and ensuring access to health services. Nutrition and social protection are linked by their relevance for building resilience and linking emergency

³⁷ The Global Dietary Database. Available at: <http://www.globaldietarydatabase.org/the-global-dietary-database-measuring-diet-worldwide.html>

³⁸ Powles J, Fahimi S, Micha R, et al. (2013). Global, regional and national sodium intakes in 1990 and 2010: a systematic analysis of 24 h urinary sodium excretion and dietary surveys worldwide. *BMJ Open*; 3:e003733. doi: 10.1136/bmjopen-2013-003733.

³⁹ Pearce, Andersson & Zimmermann (2013). Global iodine nutrition: where do we stand in 2013? *Thyroid*, vol 23(5). DOI: 10.1089/thy.2013.0128.

⁴⁰ Those countries where at least 80 per cent of the fortifiable food vehicle is fortified, and the country is at least 70 per cent compliant.

⁴¹ Those countries where 50–79 per cent of the fortifiable food vehicle is fortified, but compliance (adequate fortification to standard) is under 70 per cent.

⁴² Those countries that have a common and widespread consumption of fortifiable food vehicle, but less than 50% of the fortifiable food vehicle is fortified [any amount].

⁴³ This is primarily due to the fact that it is not commonly consumed in quantities relevant for fortification (i.e. at least 10 g/capita/day for vegetable oil; at least 75 g/capita/day for grains).

and development approaches.⁴⁴ Data on social protection coverage is available for 41 SUN Countries,⁴⁵ and shows that coverage reaches more women, men and their families in upper middle-income countries than those living in lower middle-income and low-income countries. In Latin America, social protection programmes reach on average 63 per cent of the population and 80 per cent of the most impoverished households. The only four African countries with a coverage of social protection programmes above 50 per cent are Lesotho, Swaziland, Liberia and Uganda, the last two being low-income countries.

13 WAYS SUN COUNTRIES CHAMPIONED NUTRITION OVER THE 12 PAST MONTHS



1. Guatemala's Congress signs commitment to fight chronic malnutrition



2. Landmark moment for Bangladesh as Nutrition Council approves the second National Plan for Action for Nutrition



3. A turning point for the next generation of Filipinos with the launch of a new nutrition action plan



4. Burkina Faso approves its Multi-Sectoral Strategic Nutrition Plan 2016-2020, with the backing of all key sectors and stakeholders



5. A new National Nutrition Action Plan forges a strong path ahead for Madagascar



6. President Ellen Johnson-Sirleaf reaffirms commitment to Zero Hunger in Liberia



7. Former President launches Sri Lanka's blueprint to end hunger and malnutrition



8. Former President launches a Strategic Review to end hunger in Ghana by 2030



9. Former President launches Nigeria's Zero Hunger strategic plan to end hunger by 2030



10. Sierra Leone launches its Food-Based Dietary Guidelines for Healthy Eating



11. Malawi's Minister of Health supports a local business to launch a new complementary food product



12. Official nomination of the first lady of the Republic of Guinea as ambassador of nutrition



13. SUN Movement Unit launches to better reach the 55 million people in the Sindh Province of Pakistan

⁴⁴ FAO (2015). Nutrition and social protection. Available at: www.fao.org/3/a-i5021e.pdf. [Accessed October 2017].

⁴⁵ World Bank ASPIRE database. [Accessed May 2017].

2.3 ENSURING NUTRITION PROGRESS: THE 2017 SUN MOVEMENT JOINT-ASSESSMENT EXERCISE



Benin



Burkina Faso



Burundi



Cambodia



Cameroon



Chad



Congo



Côte d'Ivoire



Ghana



Guinea-Bissau



Haiti



Indonesia



Kenya



Malawi



Mauritania



Myanmar



Nepal



Nigeria



Senegal



Sierra Leone







Sri Lanka



The Gambia

Between April and August 2017, a record-breaking **52 SUN Countries**⁴⁶ convened their nutrition communities to undertake the 2017 SUN Movement Joint-Assessment Exercise. This participatory and face-to-face exercise brings together in-country stakeholder teams, in a bid to: align their visions of the status of institutional transformations for scaling up nutrition – including progress over the past year; give a snapshot of challenges and obstacles faced; mobilise support for realising joint goals including ensuring that women and girls are at the heart of all actions, in terms of substance, structure and staffing at the country level; set common priorities for the year ahead, and provide concrete inputs into the decision-making processes of the global SUN support system.

Figure 4: The strategic objectives of the SUN Movement

- 
1. Expand and sustain an enabling political environment
- 
2. Prioritise and institutionalise effective actions that contribute to good nutrition
- 
3. Implement effective actions aligned with common results
- 
4. Effectively use, and significantly increase, financial resources for nutrition

This process of annual reflection and priority-setting is unique to the SUN Movement and the data collected reflects the institutional transformations which are supporting nutrition change agents to make measurable contributions and impact, in collaboration. As they reflect on their progress to achieve the SUN Movement’s strategic objectives (see figure 4), they hold each other mutually accountable and plan to continuously improve. Considering that it allows multiple stakeholders and sectors to build consensus, this exercise is seen as the ‘bread and butter’ of the SUN Movement.

SUN COUNTRIES ARE BRINGING PEOPLE TOGETHER INTO A SHARED SPACE FOR ACTION

In the SUN Movement, expanding and sustaining an enabling political environment means:

- Strong in-country leadership translates commitment into action and inspires collective political and social momentum.
- A shared space (multi-stakeholder platforms) at national and local levels paves the way for collective action, where nutrition change agents take joint responsibility for scaling up impact.



⁴⁶ Please note that, in addition to the 52 SUN Countries indicated, Gabon and Papua New Guinea, who joined the SUN Movement in December and April 2016, respectively, undertook baseline studies of the nutrition environment in their country between April and July 2017.

Driven by its 59 member countries and three Indian States, the SUN Movement continues to make strides towards bringing more people, the right people, into a shared space for nutrition action. The results? More effective leadership – with multiple stakeholders coming together to build an enabling environment for improving nutrition in 2016-2017. Improving the capacity of individuals and institutions to collaborate effectively, at both national and sub-national levels, is critical for nutrition impact, and for the attainment of the Sustainable Development Goals. The SUN Movement's Roadmap for 2016-2020 places emphasis on strengthening this capacity, with the aim of ensuring all SUN Countries, by 2020, partner with key stakeholders, including communities, to make strides towards ending malnutrition. Although there is no 'one size fits all' model for multi-stakeholder platforms, the capacity to work across sectors, and sometimes interests, requires a trusting and principled environment for collaboration.

PROGRESS AT A GLANCE

It is increasingly being recognised that champions, at every level, play a vital role in influencing nutrition policy and practice – from securing political will to changing attitudes in communities. In 2016-2017, **more than 30 SUN Countries** have engaged with nutrition champions, be they high-level changemakers, parliamentarians, or the media, to advocate for actors to change their behaviours and commit to achieving common nutrition results for everyone, everywhere.

Today, more SUN Countries have put in place and operationalised multi-stakeholder platforms (MSPs), at both national and sub-national levels, for better impact and lasting results. In 2016-2017,

50 SUN Countries have national MSPs, with these platforms existing at the sub-national level in **35 SUN Countries**, up from **26** countries in 2015-2016.

The past year has also seen an increase in both membership and reach⁴⁷ of the Movement's four autonomous networks who play a key role in supporting governments scale up nutrition efforts. **39 SUN Countries** have a Civil Society Alliance (CSA), with new regional coordination groups covering Asia and East and Southern Africa being established in 2016-2017, in addition to a new CSA in **Philippines**. SUN Business Networks (SBNs) were set up in **Nigeria and Niger** in 2016-2017, whilst **30 MSPs** now include private sector representatives – acknowledging their contribution to the food sector, but also increasingly with innovation in the mobile and digital communication field. **15 countries** have established national SUN Business Networks, with 15 additional countries having developed their own private sector networks, with 7 more working towards setting up their networks. Over **400 companies** have the potential to reach **166** million consumers with nutritious goods and services, each year, by 2020.⁴⁸

HOW DO MULTI-STAKEHOLDER PLATFORMS WORK?

- SUN Countries are increasingly formalising their multi-stakeholder platforms, seeking high-level political engagement;
- SUN Countries are involving more sectors and stakeholders to scale up and strengthen nutrition actions;
- SUN Countries have successfully decentralised their multi-stakeholder platforms, but focus can be limited to high-burden areas;
- SUN Countries are auditing their coordinating structures to make sure they're up to par;
- SUN Countries can face challenges in maintaining the momentum of their MSPs.

⁴⁷ To learn more about the progress of SUN Movement networks in 2016-2017, please see pp. 63 – 71.

⁴⁸ SUN Business Network (2013). SUN Business Network Company Commitments. Available at: <http://sunbusinessnetwork.org/sun-resources/sbn-company-list/> [accessed September 2017].

Figure 5: What multi-stakeholder platforms look like in practice



1. SUN Countries are increasingly formalising their multi-stakeholder platforms, seeking high-level political engagement

In 2016-2017, SUN Countries report that formalising their multi-stakeholder platform (MSP) increases its ability to engage with senior levels of government – for maximum impact. **38 SUN Countries** actively engage with the executive level of their respective governments. Many SUN Countries have recently formalised their platforms, often hosting them at the highest levels of government, such as the Committee for the Fight Against Malnutrition in **Congo**, the Department for Nutrition and Sport in the Ministry of Health of **Costa Rica**, the Presidential Commission for the Reduction of Chronic Malnutrition in **Guatemala**, and the Multi-Stakeholder Nutrition Committee in **Guinea-Bissau**. In **Myanmar**, with the new Government, a high-level convening body for nutrition has been put in place by the State Counsellor, and the MSP has expanded to include trust funds and the World Bank.

In **Kyrgyzstan**, the food security and nutrition MSP was formalised in June 2016, at the National Forum on Nutrition and Food Security.

What do we mean by formalising multi-stakeholder action?

Formalise 'fɔ:m(ə)laɪz/
Verb

- give (something) legal or formal status.
- give a definite structure or shape to.

An MSP is formal when it's existence is made official by virtue of a governmental instrument. These instruments often detail the name, membership, purpose and operation modality of the structure created.

2. SUN Countries are involving more sectors and stakeholders to scale up and strengthen nutrition actions

In **Bangladesh**, the formal multi-sectoral and multi-stakeholder coordinating structure (the Bangladesh National Nutrition Council or BNNC) has recently been restructured and strengthened. A total of 18 ministries thus contributed to this revitalised structure, with overall emphasis on alignment with attaining the SDGs. In **Namibia**, new line ministries, such as the Ministry of Poverty Eradication and Social Welfare, are playing a key role in decision-making on nutrition and have contributed to a new national development plan, through the Namibian Alliance for Improved Nutrition (NAFIN). In 2016-2017, **Benin, Burundi** and **Madagascar** brought new sectors onboard in their MSPs (including the water and sanitation sector, the Ministry of Decentralisation, and ministries of environment, finance and social protection). In **Somalia**, a growing commitment to scaling up nutrition and the Movement has been seen over the past year - through, for instance, the issuance of letters of commitment and the appointment of SUN focal points, by the Federal Ministers for Agriculture and Livestock. The Ministry of Water, the Ministry of Education, and the Ministry of Commerce and Industry have appointed focal points.

In **Tanzania**, stakeholders - at all levels - came together to formulate the National Multi-Stakeholder Nutrition Action Plan (NMNAP) 2016-2021, with its approval in September 2016 attended by a record-number of Permanent Secretaries. Tanzania has also made major strides towards including more non-governmental stakeholders in the MSP in 2016-2017, including CSOs, media, academia and parliamentarians. Besides the SUN UN, donor, civil society and business networks, who have made their mark on nutrition in 2016-2017, newly formed networks include academia in **Madagascar**, fortification in **Guinea**, champions in **Chad**, parliamentarians in **Burkina Faso** and **Cameroon**, and the media. In 2016-2017, the media has dedicated networks in 4 SUN Countries, including **Chad, Côte d'Ivoire, Niger** and **Madagascar**, whilst **Haiti** is in the process of reviving two existing but separate networks.

“ NUTRITION IS UNQUESTIONABLY A CROSS-CUTTING ISSUE THAT IMPACTS EVERY WALK OF LIFE, PARTICULARLY THE HEALTH, EDUCATION, AGRICULTURE, LIVESTOCK, ECONOMIC SECTORS, AND HUMAN CAPITAL AND NATIONAL DEVELOPMENT ISSUES.

– Dr. Zainab Chaula, Deputy Permanent Secretary responsible for health at the Tanzanian President's Office

HOW STOCK-TAKING HAS HELPED RALLY DIVERSE STAKEHOLDERS AROUND NUTRITION RESULTS IN MYANMAR

Nutrition action necessitates the engagement of multiple sectors and stakeholder groups – due to the multi-dimensional nature of malnutrition – but doing so can be challenging as different constituents often use different languages. The UN Network’s suite of multi-stakeholder analytical tools, developed and facilitated in practice by REACH, has helped bring diverse nutrition actors together to take stock of ongoing nutrition efforts and to establish a common discourse around nutrition.

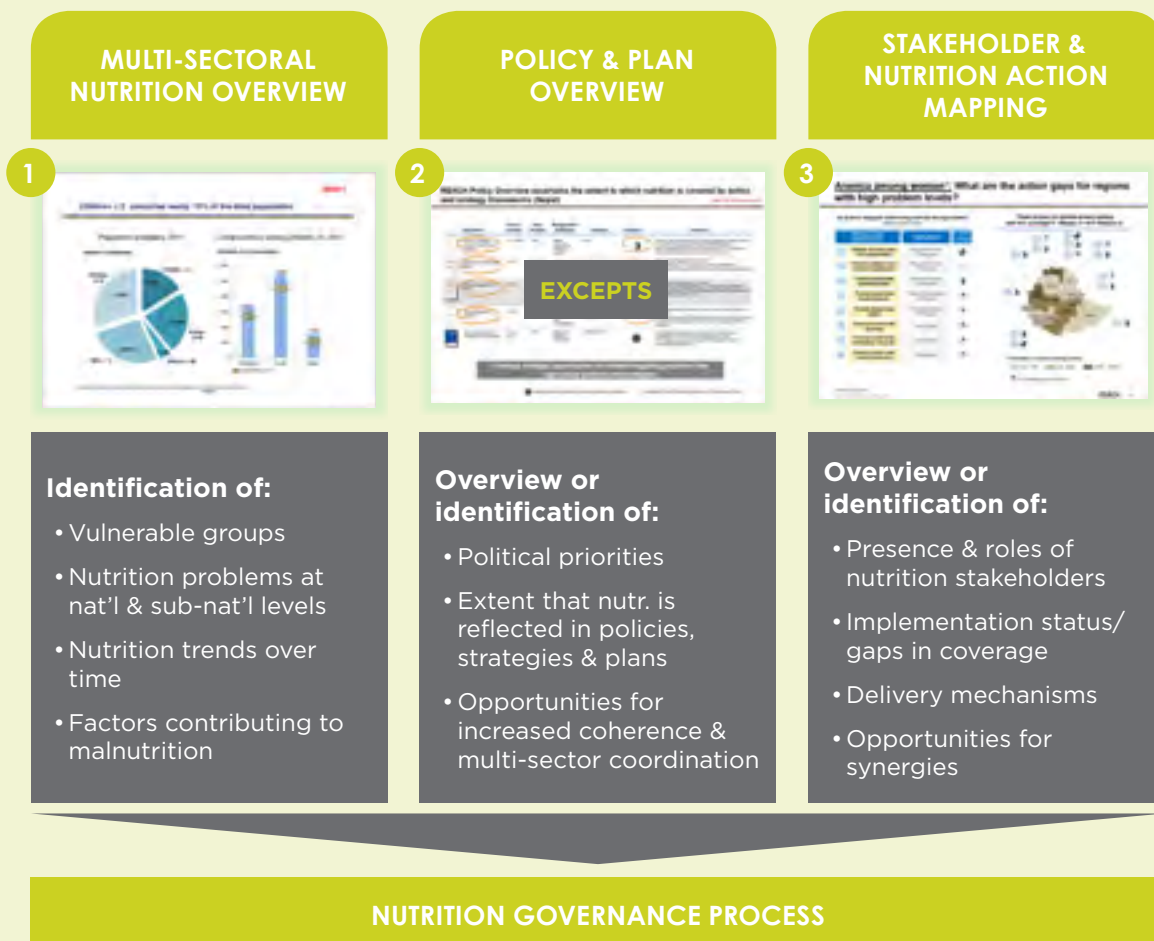
“MYANMAR IS ONE OF FIVE SUN COUNTRIES WHO HAVE REPORTED A DECREASE IN STUNTING IN 2016-2017.”



Launched in August 2016 in Myanmar, the stock-taking exercise brought great momentum and provided a concrete platform to engage a multitude of nutrition actors, to depict the nutrition situation, in its entirety. It also identified gaps and opportunities for increased synergies. Led by the National Nutrition Committee (NNC), anchored within the Ministry of Health and Sports, the 3-pronged exercise relied on REACH tools and facilitation support.

While the tools and their respective outputs were imperative, the facilitation support that accompanied the process helped ensure an inclusive approach so that each actor felt part and parcel of the undertaking. The REACH facilitator worked with the NNC to galvanise support from five ministries, who came together to develop the stock-taking package. Other networks, such as the SUN Civil Society Network, were also mobilised. In addition to the tangible results generated from this exercise, country actors now have a greater appreciation of the importance of applying a multi-stakeholder approach to nutrition. It has also shown that multi-sectoral and multi-stakeholder coordination is possible when there is willingness to work towards a common deliverable. REACH has been critical to foster and enable that momentum. Similar experiences have been observed in other countries, such as **Burkina Faso, Mali, Mozambique** and **Tanzania**, where REACH supported comprehensive stock-taking exercises.

Figure 6: Nutrition stock-taking exercise



3. More SUN Countries have decentralised their multi-stakeholder platforms, but focus can be limited to high-burden areas

In 2016-2017, **35** SUN Countries – 9 more than in 2015-2016 – report having decentralised their multi-stakeholder platforms (MSPs). Countries like **Bangladesh, Benin, Burundi, Chad, Côte d'Ivoire, Mali, Malawi, Madagascar, Myanmar** and **Nepal** are establishing coordination mechanisms at the sub-national level, with a focus on high-burden areas.

In the reporting period, **Somalia** has seen interest, at the State level, to form a multi-stakeholder platform (MSP) at the sub-national level. However, a total of 10 line ministries currently coordinate their efforts and participate in the MSPs. In **Malawi**, functional MSPs are in place at national, district and community levels. There are SUN focal points in place at all levels and each MSP has well-defined terms of reference. All key sectors implementing nutrition-sensitive and nutrition-specific actions form part of these platforms.

In **Zimbabwe**, the institutional coordination structures from the national to the ward level have been strengthened in 2016-2017. In the past year, 'cascade' capacity-building has been held from the national level to 15 District Food and Nutrition Security Committees – who have passed on the baton in training 75 Ward Food and Nutrition Committees on community-based, multi-stakeholder approaches for stunting reduction. The model strengthens accountability at the local level for actions to address stunting, as well as increasing community ownership of food and nutrition programmes in their communities.

Some countries report difficulty in extending these efforts, while others face lacking awareness of the importance of nutrition among local authorities, or means are not available. **Kyrgyzstan** reports that further decentralisation of the MSP is required, while both **Lao People's Democratic Republic** and **Myanmar** have started to establish coordination structures. However, in **Pakistan**, the provincial level coordination structures are well-established and working well despite challenges in ensuring adequate financial allocations for nutrition at the federal level.

4. SUN Countries are auditing their coordinating structures to make sure they're up to par

Reflection on the effectiveness of coordination structures often takes place during policy development, and before MSPs are shaped, or re-shaped, at national or sub-national levels. Several countries, including some 'early-risers' of the SUN Movement, have taken this one step further, by undertaking organisational, or institutional, audits. During the reporting period, these audits took place in **Benin, Burkina Faso, Côte d'Ivoire, Haiti, Madagascar, Niger** and **Tanzania**.

In **Niger**, the institutional audit identified capacity strengths and gaps of individuals, and of the overall structure. The audit also made recommendations regarding the MSP organisation, enshrined in a resulting Decree to strengthen the structure and functioning of the MSP. The institutional analysis carried out in **Madagascar**, with the support of UNICEF, WFP and the World Bank, looked at modernisation needs of the National Nutrition Office. In **Tanzania**, an institutional analysis of the national, district and council level coordination structures took place in October 2016. The analysis – carried out during the process of developing a new National Multi-Stakeholder Nutrition Action Plan (NMNAP) for 2016-2021 – showed the need to modify the national structures to ensure alignment.

WHAT DO WE KNOW ABOUT COMMUNICATION FLOWS BETWEEN CENTRAL AND LOCAL PLATFORMS?

SUN Countries report varying levels of difficulty in ensuring communication flows between central and local authorities. In **Benin**, a series of channels are explored by the Ministry of Decentralisation, the Communal Dialogue Bodies (*Cadres Communaux de Concertation*) and the National Association of Communes. **Mali**, however, reports that "knowledge management between centre and regions needs to be strengthened", and **Burundi** worry that food security data still doesn't flow up and down easily. In **Ghana**, general feedback mechanisms between central and regional/district-levels exist, however this needs to be strengthened for nutrition, in particular.

5. SUN Countries can face challenges in maintaining the momentum of their MSPs

Although most SUN Countries have seen progress towards bringing people together into a shared space for action in 2016-2017, challenges are still faced by many.

Benin, Cameroon, Democratic Republic of the Congo, the Gambia, Mali, Mauritania, and Niger have seen some challenges in operationalising their coordination structures in the reporting period. Challenges include not gathering often enough or not at all, the lack of a workplan to rally behind, a low participation rate or lacking multi-stakeholder engagement.

In **Yemen**, the National SUN Secretariat faces coordination challenges due to the ongoing conflict, which have weakened existing partnerships and coordination mechanisms. However, efforts are made to coordinate activities of various sectors and stakeholders, to bridge the development and humanitarian nexus, while acknowledging the different coordination structures in place.

Several countries report difficulty in creating or keeping up the momentum of certain networks, such as a donor network, which is the case for **Burkina Faso, Chad, Mauritania and Democratic Republic of the Congo**. Several countries report that these networks do not come together enough or work as part of the MSP, although several have reported this would require facilitation skills and tools, which some MSPs do not possess. To overcome this, **Chad** has held an inter-network workshop, which resulted in an inter-network workplan. In **Tajikistan**, in April 2016, the SUN Development Partners' Network was created under the leadership of USAID and UNICEF (donor co-conveners), and recognised the need to push nutrition in its own right, rather than always aligning with other sectors such as food security and health. The creation of this network has helped mobilise both interest and commitments from donors.

The road ahead

The first phase of the Movement was characterised by diverse stakeholders coming together to prioritise nutrition and align their efforts for impact. The second phase encourages a greater focus on results and improvements in the nutritional status of everyone. Most SUN Countries report progress towards bringing more people, and the right people, to the table. However, there is a risk of momentum flailing, which could threaten positive trends seen recently.

SUN Countries have, however, sustained the early gains made in 2014 and 2015 in establishing coordination mechanisms, and several of those mechanisms have transitioned from informal working groups into formal structures in 2017, which is a major feat.

In addition, those MSPs have maintained the 2015 and 2016 gains in expanding the range of stakeholders engaged, and ensuring their coordination. Finally, the gains seen in high-level political commitment in 2016 have also been maintained.

The greatest challenge SUN Countries still face include tracking, reporting and reflecting on stakeholders' contributions, with no progress seen since 2015. Information does not generally flow easily between decentralised and central coordination mechanisms, which also rings true for the SUN networks, who could scale up the information flow, between each other, and with the government.

SUN COUNTRIES ARE ENSURING A COHERENT POLICY AND LEGAL FRAMEWORK

In the SUN Movement, prioritising and institutionalising effective actions that contribute to good nutrition means:



- Proven high impact nutrition interventions to reduce stunting, increase exclusive breastfeeding, reduce anaemia, and reduce wasting are scaled up.
- Sectors such as agriculture, education, social protection, health and women's empowerment incorporate a focus on nutrition and contribute more to nourishing people's lives and futures.
- Policies and laws which help make good nutrition a reality are put in place, which put women and girls at the centre and strengthen community action and inclusive participation.

As stated in the Movement's Strategy and Roadmap for 2016-2020, whether or not the promise to leave no one behind is fulfilled depends on whether those furthest behind are taken into account when policies and laws are made. In 2016-2017, SUN Movement action in this area has been underpinned by the right of any woman, man or child to have adequate food and nutrition – by upholding the International Code of Marketing of Breast-milk Substitutes, as endorsed by the World Health Assembly (WHA), and pushing for decent work and maternity protection – thus safeguarding the healthy physical and cognitive development of a child. The promotion of a healthy diet, through food fortification and salt iodisation, for instance, has also been an increasing area of focus, during this period. To ensure nutrition as a game-changer to development, an important area of work has been harnessing the powerful role that parliamentarians play in ensuring strong environments for improving nutrition.

“NUTRITION NOT ONLY MAKES A DIFFERENCE, IT IS THE DIFFERENCE... A GIRL WITH A LOWER LEVEL OF EDUCATION IS MORE LIKELY TO MARRY EARLY AND HAVE CHILDREN, AND IF SHE HAS CHILDREN, SHE RISKS SEVERE COMPLICATIONS – OR EVEN DEATH – DURING PREGNANCY AND DELIVERY. IF SHE GIVES BIRTH, HER BABY IS MORE LIKELY TO BE SMALL OR BORN PREMATURELY – A MAJOR PREDICTOR OF POOR HEALTH, DISABILITY AND DISEASE LATER IN LIFE.

– Marie-Claude Bibeau, Minister of International Development and La Francophonie, Canada, and SUN Movement Lead Group member

PROGRESS AT A GLANCE

SUN Countries have, in 2016-2017, worked tirelessly towards ensuring pro-nutrition, gender-sensitive, robust and coherent policy, legal and regulatory actions as per frameworks to redress the various causes of malnutrition, throughout the lifecycle. The Constitutions of **10 SUN Countries** explicitly protect the right to adequate food, whilst **21 SUN Country** Constitutions implicitly protect the right to adequate food for women, men, and their families. **45 SUN Countries** have in place some form of legal measure related to the International Code of Marketing of Breast-milk Substitutes. Out of which, **20 SUN Countries** have comprehensive legislation or regulations reflecting all or most provisions of the Code. **56** countries have legislation on universal salt iodisation, **46** countries have legislation on mandatory flour fortification, **18** countries have a high level of constitutional protection of the right to food and **24** countries have a minimum of **14** weeks' full paid maternity leave, with **5 SUN Countries** having ratified the ILO's Maternity

Protection Convention, No. 183 (2000). **49 SUN Countries** now have data on country policies to ensure a healthy diet. **22 SUN Countries** have a multi-sectoral, integrated non-communicable disease (NCDs) and risk factor policy, strategy, and/or action plans, at the national level, that address the four main NCDs (cardiovascular diseases, diabetes, cancer, chronic respiratory diseases), where unhealthy diet and physical inactivity as seen as main risk factors.⁴⁹

Although fewer SUN Countries report progress towards creating this coherent legal and policy environment in 2016-2017 than across the other strategic objectives, a record-breaking **42 SUN Countries** are harnessing

the budgetary, legislative and political powers of parliamentarians – helping to cement nutrition as a national priority. **13 SUN Countries** also have dedicated parliamentary networks set up. **25 SUN Countries** have nominated one, or several, high-level political or social champions for nutrition – from First Ladies, Presidents, Prime Ministers to sports stars, traditional and religious leaders, and celebrities. **26 SUN Countries** organised high-level events in 2016-2017 to spur action on nutrition.

1. SUN Countries are working towards ensuring policies and laws are coherent across actors and sectors, although progress has been slow

The recognition of nutrition as a fundamental driver for human, societal and national development is a key factor leading to increased alignment behind national nutrition priorities. This understanding facilitates the rallying of all actors in society behind national nutrition priorities, which SUN Countries are strengthening, through participatory multi-sectoral and multi-stakeholder consultations. Nearly 25 per cent of all SUN Countries have reviewed their policies – with the involvement of relevant actors to effectively align their actions with national nutrition goals. In **Peru**, the President has played a key role in elevating nutrition to a “state issue”, beyond the responsibility of any one line ministry.

The longer countries are a part of the SUN Movement, the more likely they are to establish evidence-based nutrition policies and legislation that support lasting human impact. As relevant policies and legislation are put into action, governments and other nutrition actors move quickly to ensure the widespread dissemination of policies to those who are tasked with implementing them. In 2016-2017, **18 SUN Countries** have facilitated this through the development of advocacy and communication strategies, with **Côte d'Ivoire** and **Senegal** currently developing theirs. 19 per cent of SUN Countries have made progress in disseminating their national nutrition policies. The Secretariat of Food and Nutritional Security (SESAN) in **Guatemala** has implemented its 2016-2020 Strategic Communication Plan to help disseminate nutrition actions, within the framework of the National Strategy for the Prevention of Chronic Malnutrition 2016-2020. SUN Countries are working more to integrate nutrition into sector-specific plans, in areas such as agriculture, gender equality and climate change, with countries such as **Malawi** reviewing these plans and policies, to ensure alignment with the SDGs in 2016-2017.

HOW DO SUN COUNTRIES ENSURE GENDER-SENSITIVE AND PRO-NUTRITION POLICIES, REGULATIONS AND LAWS?

1. SUN Countries are working towards ensuring policies and laws are coherent across actors and sectors, although progress has been slow;
2. SUN Countries are putting the right to food into action;
3. SUN Countries are stepping up to protect the best infant and young child nutrition;
4. SUN Countries are working towards making work and family work – for parents and children;
5. SUN Countries are engaging parliamentarians to champion nutrition results.

⁴⁹ Noncommunicable Diseases Progress Monitor (2017). Geneva: World Health Organization; 2017. License: CC BY-NC-SA 3.0 IGO.

2. SUN Countries are putting the right to food into action

“ SINCE FOOD IS A RIGHT AND NOT A COMMODITY AND EATING REMAINS A VITAL NEED, FOOD AND NUTRITION SECURITY MUST BE CONSIDERED A RIGHT OF ALL PEOPLE RATHER THAN A DEVELOPMENT GOAL CARRYING NO ACCOUNTABILITY.⁵⁰”

Whilst under international law states are obliged to respect, protect and fulfil the right to food, the practical difficulties in achieving this human right are demonstrated by the extent of food insecurity seen today. In many SUN Movement countries, not only is there shortage of food and lack of infrastructure but also poor distribution and inadequate access to food. However, the recognition of the right to food and nutrition in constitutions and national legal frameworks has provided the necessary grounding to ensure nutrition is an enduring rather than

fleeting priority in many SUN Countries. Across the Movement, **24 SUN Countries** explicitly or implicitly mention this fundamental right in their constitutions. **10 SUN Country** constitutions (Costa Rica, Democratic Republic of the Congo, Guatemala, Haiti, Kenya, Malawi, Nepal, Niger, Philippines and Zimbabwe) explicitly protect the right to adequate food, whilst **21 SUN Country** constitutions implicitly protect the right to adequate food (Central African Republic, Costa Rica, Côte d'Ivoire, Democratic Republic of the Congo, El Salvador, Ethiopia, Guatemala, Guinea, Haiti, Indonesia, Kenya, Kyrgyzstan, Madagascar, Malawi, Mali, Nepal, Peru, Philippines, Senegal, Togo and Tanzania).

IN UGANDA, THE CONSTITUTION HAS NO MENTION OF THE RIGHT TO ADEQUATE FOOD, AS SUCH, BUT FOCUSES ON THE RIGHT TO NUTRITION.



3. SUN Countries are stepping up to protect the best infant and young child nutrition

“ SUN COUNTRIES DESPAIR AT THEIR LIMITATIONS BORDERING ON INABILITY TO ENSURE STRICT IMPLEMENTATION OF THE ‘MILK CODE’... DESPITE LEGISLATIVE PROVISIONS WHICH INCLUDE PENALTIES FOR VIOLATORS IN MOST COUNTRIES.”

– Charulatha Banerjee, Regional Knowledge Management Specialist Asia at ENN

Breastfeeding has often been described as nature's health plan. Breastfeeding is the best way to prepare the brains and bodies of baby girls and boys for a long, healthy and thriving life ahead. The International Code on the Marketing of Breast-milk Substitutes represents a set of recommendations to regulate the marketing of breast-milk substitutes, feeding bottles and teats and aims to stop the aggressive and inappropriate marketing of breast-milk substitutes, which prevails in many countries of the world today. This Code was adopted at the 34th session of the World Health Assembly (WHA), held in 1981. Today, **45 SUN Countries** – or more than three quarters of the Movement – have legal measures in place to implement the International Code of Marketing of Breast-milk Substitutes. **13 SUN Countries** have no legal measures in place, and

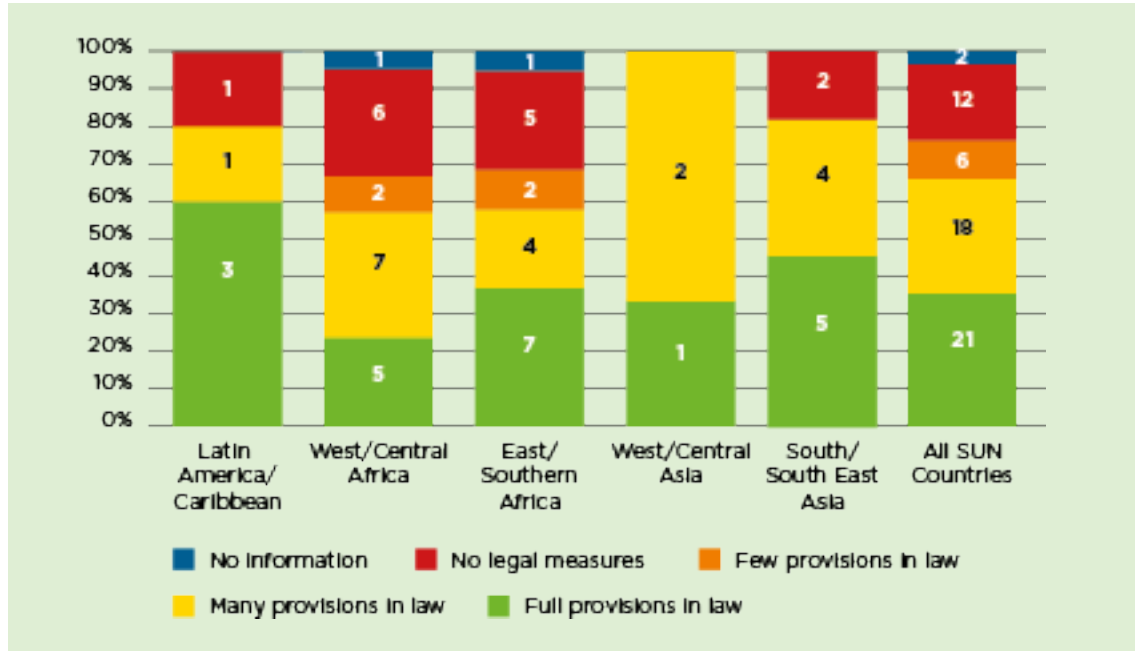
no data is available for two countries. **21 SUN Countries** have included all the Code provisions into their national regulatory framework, with some interesting trends across SUN regions and sub-regions (see figure 6).

In 2016-2017, **Burkina Faso, Cameroon, Kenya, Mauritania, Myanmar, Papua New Guinea, Sierra Leone, Somalia** report working towards putting in place regulations on the marketing of breast-milk substitutes – with **Chad** working with parliamentarians to advocate for the adoption of the Code. **Viet Nam** has strengthened regulations and **Lao People's Democratic Republic** is working on revising the legislation, whilst **Democratic Republic of the Congo** reports needing to revise theirs.

⁵⁰ Vivero Pol, J.L. and Schuftan. (2016). No right to food and nutrition in the SDGs: mistake or success? BMJ Global Health Jun 2016, 1 (1) e000040; DOI: 10.1136/bmjgh-2016-000040. Available at: <http://gh.bmj.com/content/1/1/e000040> [accessed September 2017].

Uganda is looking for ways to ensure that the Code is implemented, as is the case for **Comoros**, **Gabon** and **Niger** – as the latter three not as yet having operationalised this key Code.

Figure 7: Legal status of Code in SUN countries by sub-region



CODE VIOLATORS IN THE SPOTLIGHT: CIVIL SOCIETY ALLIANCES ENSURING ACCOUNTABILITY



All SUN Civil Society Alliances (CSAs) prioritise reporting violations of the International Code of Marketing of Breast-milk Substitutes (BMS) regularly, to concerned authorities. In 2016, **Myanmar** launched a mobile app, which can be used to report violations in real time. This allows the reporting to be done throughout the year and from all corners of the country – however, actions against offenders are yet to be seen. The **Cambodia** CSA, responding to the rapid fall in exclusive breastfeeding rates, successfully advocated for the establishment of an Oversight Board for the reporting of violations – with authority to take action. Another effort to increase awareness on the BMS code has been in the **Philippines**, through information campaigns conducted by Island Caravans to reach communities and inform them of the benefits of breastfeeding and stress that promotion of BMS a legal offence.

4. SUN Countries are working towards making work and family work – for parents and children

For genuine equality of opportunity and treatment for women and men at work, safeguarding the health of expectant and breastfeeding mothers, and protecting them from job discrimination is a precondition. Although raising a family is a cherished goal for many, pregnancy and maternity represent potentially vulnerable times for working women and their families. Expectant and breastfeeding mothers need special protection to prevent harm to them or their infants, and they need adequate time to give birth, recover, and give their children the best start, by breastfeeding. At the same time, they also require protection to ensure that they will not lose their job simply because of pregnancy or maternity leave. Such protection not only ensures a woman's equal access to employment, it also ensures the continuation of often vital income, necessary for her whole family's wellbeing.

Data on maternity protection laws is available for 56 SUN Countries (reference year 2011),⁵¹ and shows that most countries have full (24 out of 56) or partial (23 out of 56) laws in place. The ILO's Maternity Protection Convention, 2000 (No. 183) gives a guaranteed 16 weeks' maternity leave and ensures female workers can return to the salary and posts they occupied before delivery.

Five SUN Countries (Benin, Burkina Faso, Mali, Peru and Senegal) have ratified this Convention, with **Peru** and **Senegal** signing onto this key Convention in 2016-2017.⁵² Nine countries lack maternity protection laws, altogether.⁵³ The type of breastfeeding policies in place is available for 53 SUN countries,⁵⁴ however, the requirements differ across countries especially with respect to the number of workers. **El Salvador, Philippines, Viet Nam** and **Sri Lanka** have laws, for instance, that require all employers to provide paid breastfeeding breaks, regardless of the number of workers. 24 countries have a minimum of 14 weeks' fully-paid maternity leave, with **Philippines** extending maternity leave from 60 to 120 days (or 150 days for single mothers) in March 2017, and **Nigeria** extending their maternity leave to 18 weeks in 2016-2017.

Paternity leave also seems to be on the rise, which bodes well for ensuring children's nutrition, as too much of the burden of malnutrition is placed on the mother's shoulders. SUN Countries such as **Bangladesh, Burkina Faso, Cambodia, Cameroon, Central African Republic, Chad, Comoros, Congo, Gabon, Madagascar, Mauritania,** and **Togo** now provide for up to 10 days' paternity leave, **Kenya** providing for 14 days' paid leave for fathers.

Maternity protection encapsulates 5 elements:



1. Maternity leave
2. Cash and medical benefits
3. Health protection at the workplace
4. Employment protection and non-discrimination
5. Adequate breastfeeding arrangements

⁵¹ Data source: 2015 Global Nutrition Report dataset.

⁵² The ILO. Information System on International Labour Standards, NORMLEX. Available at: http://www.ilo.org/dyn/normlex/en/f?p=NORMLEXPUB:11300:0::NO::P11300_INSTRUMENT_ID:312328

⁵³ Malawi, Mozambique, Nepal, Uganda, Guinea-Bissau, Philippines, Yemen, Papua New Guinea, Sudan

⁵⁴ Data on entitlement to paid nursing breaks not available for the Gambia, Kyrgyzstan, Lao PDR, Liberia, Sierra Leone and South Sudan. Data on provision of nursing or childcare facilities not available for Burkina Faso, Gambia, Kyrgyzstan, Liberia, Sierra Leone and South Sudan.

LOOKING AT NUTRITION AT WORK IN INDONESIA: THE ROLE OF THE PRIVATE SECTOR

The SUN Business Network (SBN) in Indonesia, is led by the private sector company IndoFood. SBN Indonesia has 16 members, all of whom have pledged to develop workforce nutrition programmes.



SBN Indonesia is working with Nutrition Japan, a public-private platform involving Japanese business and supported by the Government of Japan, to pilot a workforce programme in collaboration with the Fakultas Kesehatan Masyarakat University of Indonesia, in four factories on the island of Java. The aim of the pilot is to improve maternal health and support breastfeeding for approximately 1,400 working mothers, and improving the nutrition of factory workers, through healthier lunch provisions, nutrition education, health screening and physical activity offerings. Improving workers' nutrition status not only improves their health but also improves attendance and productivity. A baseline assessment was undertaken in May 2017, where an assessment of canteen food provisions and employee health and dietary intakes were made. The programme offered healthier meal options in factories as well as employee education seminars around nutrition, health checks and physical activity classes as well as offer dedicated breastfeeding rooms for lactating mothers.

The University of Indonesia will conduct an evaluation of the effectiveness of the pilot, which will help demonstrate the impact of workforce nutrition programmes on workforce nutrition status. The findings from the evaluation will be used to modify the workforce nutrition programme which will then be rolled out to an estimated 40 factories across Indonesia.

Data on country legislation on salt iodisation is available for all 59 SUN countries, with a total of 56 SUN countries (or 95 per cent) having mandatory legislation.⁵⁵ Nevertheless, only nine countries⁵⁶ fulfil the criteria of adequate level of iodine in the salt and have a level of household consumption above 80 per cent. In 2017, legislation on the fortification of maize and pearl millet was passed in **Namibia**.

GIVING DECENT JOBS TO YOUTH AND PROMOTING NUTRITION AND LOCAL FOOD IN NAMIBIA

In February 2017, the National Commission on Research, Science and Technology (NCRST) handed over facilities of the Pearl Millet/Olute Food Research Project, launched by Nahas Angula, former Namibian Prime Minister and SUN Movement Lead Group Member, to the Community Skills Development Centre in Ondangwa, in the Oshana region. The Olute Food Research Project is about developing and modernising local food such as mahangu, beans and groundnuts, to ensure nutrition. This community centre was to build skills of young drop-outs, so they can enter skilled labour and be self-employed. Nahas Angula started the Olute Food Project when he was the Minister of Higher Education, with a view to add value to local food, ensure food security and get rid of the dependence on imports.



⁵⁵ Gabon, Pakistan and Somalia do not have legislation of iodised salt.

⁵⁶ Benin, Cameroon, Costa Rica, Nepal, Papua New Guinea, Peru, Rwanda, Sri Lanka, Uganda.

5. SUN Countries are engaging parliamentarians to champion nutrition results

2017 was a landmark year for parliamentary engagement in the SUN Movement. In January 2017, SUN Movement Lead Group member and Secretary General of the Inter-Parliamentary Union (IPU) encouraged all member parliaments of the IPU, who are also members of the SUN Movement, to convene a national nutrition debate. **Bangladesh, Myanmar, Senegal and Zambia**, among others, have shared their intent to bring parliamentarians together to make nutrition a cross-party priority. **42 SUN Countries** are now leveraging the budgetary, legislative and political powers of parliamentarians – helping to cement nutrition as a national priority. They have expressed a desire to be better connected, supported by evidence-based tools, and to share their experiences across the SUN Movement. The SUN Secretariat, working with the SUN networks, will provide a platform for parliamentary learning and exchange going forward, alongside UNICEF, Alive & Thrive and the IPU.



In April, Dhaka, Bangladesh the IPU put nutrition front and centre of its General Assembly declaring nutrition a maker and maker of sustainable development during its general debate. Nutrition was also a key feature of a side event focusing on **“Breaking Down Barriers for Improved Health of Young Generations: A Multi-Sectoral Approach”**.

In June, the IPU and UNICEF, in collaboration with Alive & Thrive and the support of the National Assembly and the SUN Movement Secretariat, held a two-day sub-regional seminar in Ouagadougou, Burkina Faso. Entitled, “Promoting maternal and child nutrition in Western and Central Africa”, the event brought together regional leaders and representatives from



over 20 nations. Around 100 parliamentarians passionately rallied behind improving nutrition in their countries and respective electorates, and requested more ways to share and learn from one another as they champion the nutrition agenda. The event culminated in the development of the **“Ouagadougou Declaration”** – a set of priority actions that each participant will recommend to their national parliaments and constituents to advance progress towards meeting global nutrition targets.

Other parliamentary gatherings took place in the margins of the World Bank Spring meetings and during the Africa Caribbean Pacific – European Union Joint Parliamentary Assembly in Malta, where parliamentarians stressed the importance of good nutrition.

THE OUGADOUGOU DECLARATION

To provide a compass for encouraging parliamentarians to champion nutrition, the following calls to action have been used to focus their efforts:

- *Schedule once per year, a full-fledged debate on the status of nutrition in your country;*
- *A coherent nutrition policy needs a coherent budget; the Parliament must keep oversight on this and make sure that the budget is spent in the right way;*
- *Make sure that donors, investors and stakeholders in society act in alignment with the National Nutrition Plan;*
- *Make nutrition and early childhood development a topic in elections;*
- *Nutrition is the foundation for implementing the 2030 Agenda for Sustainable Development (including the Sustainable Development Goals);*
- *Many countries face multiple burdens of malnutrition so it would be great to build concrete partnerships with countries who are fighting obesity and non-communicable diseases (NCDs) to share research and experience, learn and leapfrog;*
- *Make data collection and interpretation an inclusive and transparent process including the SDG Voluntary Reviews of the High Level Political Forum (HLPF);*
- *Be a champion! Members of Parliament are important role models in their constituencies, in Parliament and elsewhere, Walking your talk about nutrition.*

The road ahead

SUN Countries have made great strides in the development and review of nutrition-relevant policies. SUN Countries have embraced the Sustainable Development Goals (SDGs) as the main reference for development policies and programmes at the national level.

Countries are still overcoming the complexities of cross-sectoral coordination for nutrition to complement national policy processes, with adequate planning and budgets for actions. More work is needed in to recognise that policy enforcement can be achieved only by addressing various shortcomings that fall into the responsibility of several governmental sectors. Some SUN Countries have already started to tackle this challenge by mainstreaming nutrition into sectoral policies, for ownership. Moving forward, SUN Countries will need to prioritise the adoption of policies that reduce nutritional inequities and inequalities, especially for women and girls, and work on eliminating discriminatory laws and practices.

Although, there is a strong rationale for making nutrition a top government priority and implementing an effective nutrition policy, challenges persist in breaking the traditional norm of nutrition policies being seen as a sub-sector of health that competes with other subsectors over resources. SUN Countries are focusing on raising the executive oversight of policy implementation and legal enforcement, by increasing the awareness of senior decision-makers of the scale of malnutrition problem and its social and economic consequences for this and future generations, and having policies endorsed at the highest level of government.



SUN COUNTRIES ARE ALIGNING ACTIONS AROUND COMMON RESULTS

In the SUN Movement, implementing effective actions aligned with common results means:

- Agreed common results guide nutrition stakeholders, with improved coordination and partnership behind national plans and priorities.
- A collaborative multi-sectoral approach is implemented, with impact monitored and adjusted for results at scale.
- Results are shared, change agents learn from the experience and continuous improvement paves the way for sustained transformation of people's nutrition.



For all women, men, adolescents and children to achieve optimal nutrition, the SUN Movement's Strategy and Roadmap call on all stakeholders to come together, for all actors to collaborate and rally around a common results framework (CRF), so that resources are mobilised and used effectively, in a coordinated manner. Simply put, the notion of a CRF in the SUN Movement has been shaped to facilitate this common language for actions to end malnutrition, in all its forms by 2030, everywhere. And often, the process of developing a CRF can be as important as the final product, as it facilitates the engagement of more sectors in nutrition, in a more profound way, and is key to ensure awareness is raised about everyone's role in ensuring nutrition results.

“ WHEN WRITTEN DOWN, THE COMMON RESULTS FRAMEWORK (CRF) WILL INCLUDE A TABLE OF EXPECTED RESULTS: IT WILL ALSO CONSIST OF A COSTED IMPLEMENTATION PLAN, PERHAPS WITH A ROADMAP DESCRIBING THE STEPS NEEDED FOR IMPLEMENTATION... THE DOCUMENTS THAT MAKE UP A COUNTRY'S CRF WILL BE THE COMMON POINT OF REFERENCE FOR ALL SECTORS AND STAKEHOLDERS AS THEY WORK TOGETHER FOR SCALING UP NUTRITION.⁵⁷

CRFs can take many forms. They can take the form of multi-sectoral policies, strategies, or plans. CRFs can also be dedicated programmes or frameworks that unite other planning documents. For countries in the process of developing their CRFs, multi-stakeholder platforms (MSPs) have been key to their development, as the MSP the ability to convene stakeholders and ministries, with defined roles and a lead.⁵⁸ A CRF has several key ingredients (see figure 8), which includes linkages with sectoral policies, strategies and plans, an agreed set of results to be achieved, an implementation plan with estimation of costs and a monitoring and evaluation framework.

⁵⁷ SUN Movement (2015). Ref 2: Assessment Guide and Overview of Progress Markers 2015. Available at: http://scalingupnutrition.org/wp-content/uploads/2013/02/REF-2_Assessment-Guide-Overview-of-Progress-Markers_2015-EN.pdf [accessed September 2017].

⁵⁸ SUN Movement (2017). SUN Country Network Meeting on implementing effective nutrition actions aligned with common results and national goals. Available at: <http://scalingupnutrition.org/sun-countries/sun-country-network-meetings/26th-sun-country-network-meeting/> [accessed August 2017].

PROGRESS AT A GLANCE

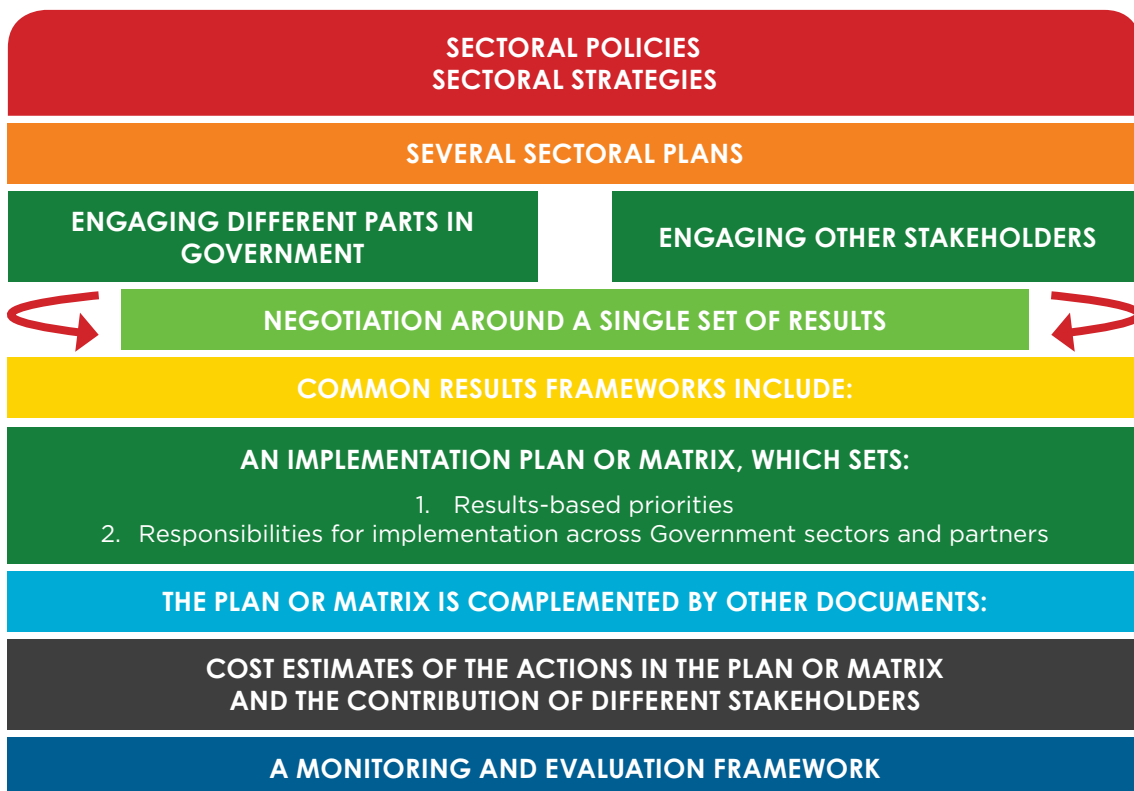
HOW ARE COMMON RESULTS DETERMINED AND ACTED ON ACROSS THE SUN MOVEMENT?

1. SUN Countries are stock-taking policies and programmes and ensuring actions are aligned;
2. SUN Countries are agreeing on the importance of common nutrition goals and paving the way to meet them;
3. SUN Countries are organising and implementing priority actions at local and national levels;
4. SUN Countries' use of information systems to monitor actions is stronger in the first countries to join SUN.

More than half of SUN Countries report they are closer in the development – and execution – of their CRFs in 2016-2017 than ever before. In 2016-2017, **37 SUN Countries** have a national CRF in place while **13** more⁵⁹ are in the process of developing theirs, including two of the most recent SUN Countries (**Gabon** and **Papua New Guinea**). At least **10** countries⁶⁰ are developing their 'second generation' CRFs and one SUN Country is in the process of finalising its third multi-sectoral plan (**Madagascar**). 14 CRFs include between two and four sectors, while seven encompass more than 10. **24** have a monitoring and evaluation framework, and **5** are under development. **30** CRFs are fully costed – **12** more than in 2015-2016, with a further 8 in the process of being costed. **Côte d'Ivoire, Tanzania,** and **Senegal** have, in 2016-2017, fully

completed this area of work.

Figure 8: Common results frameworks – key ingredients



⁵⁹ Sierra Leone, Somalia, South Sudan, Papua New Guinea, Pakistan, Mauritania, Lesotho, Liberia, Kenya, Gabon, DRC, Chad, Cameroon.

⁶⁰ Ethiopia, Kenya, Mali, Nepal, Sierra Leone, Malawi, Sri Lanka, the Gambia, Viet Nam, Zambia.

The reporting period has also seen an increase in hands-on tools to facilitate the creation, refinement and execute CRFs, across the Movement, such as the first-ever checklist for ‘good’ quality national nutrition plans, launched by the UN Network for SUN and Secretariat in January 2017. **Burkina Faso, Cambodia, Chad** and **Tanzania** have already made use of this checklist, in the process of developing and assessing their CRFs.

1. SUN Countries are stock-taking policies and programmes and ensuring actions are aligned

ALIGNMENT IN TAJIKISTAN: ENSURING NUTRITION AND ATTAINMENT OF THE SDGs AT THE SAME TIME

In **Tajikistan**, the first ever National Nutrition Forum took place in July 2016. The two-day Forum aimed at sharing the knowledge and experience around nutrition and its linkages with the Sustainable Development Goals (SDGs) and the Tajik National Development Strategy 2030. As a result of continuous advocacy, food security and nutrition have been included in the priorities of the new National Development Strategy (NDS) 2030 and Mid-term Development Strategy (MTDS) 2020.



Côte d'Ivoire, Mauritania, Senegal and **Tanzania** today have fully completed this important step, whilst **9 SUN Countries** have reported progress⁶¹ within the reporting period. However, as many SUN Countries report having ‘almost’ achieved a stock-taking of policies and programmes, whilst others have seen some alignment of existing actions, collective progress across SUN Countries in the past year has been limited, but stable.

2. SUN Countries are agreeing on the importance of common nutrition goals and paving the way to meet them

To meet nutrition goals, creating a set of common targets is essential. These targets must be SMART (specific, measurable, accountable, realistic and timebound). Many SUN Countries feel that global points of reference, such as the 2030 Agenda, the 2025 Global Nutrition Targets, and the WHO global NCD monitoring framework, further facilitate their work.

There are two factors seen by SUN Countries as critical: political will to ensure nutrition is at the top of the agenda, and, the time and effort put in to reach consensus amongst sectors and actors on common country ambitions. These target-setting exercises involve multi-sectoral and multi-stakeholder consultations, with the participation of nutrition councils, technical experts and committees. To protect the CRF as a nonpartisan agenda, **Mali, Congo,** and **Senegal,** have involved members of parliament in the process of strategy and action plan development.

Furthermore, sustaining the commitment to develop and implement the CRF – by both government and people – is needed for progress. The high staff turn-over and leadership in line ministries and institutions can lead to changes in the implementation and priority placed on a nutrition policy and programme. Some SUN Countries have stressed that the integration of the CRF into the National Development Plan is essential to ensure the sustained implementation of actions.

Bangladesh, Burkina Faso, Cameroon, Chad, Myanmar, Tanzania, Guatemala and **Senegal** have put in place key CRF components, such as a costed operational planning document and monitoring and evaluation frameworks – with Côte d'Ivoire and Tanzania having fully completed this work in 2016-2017. However, some SUN Countries find setting up these monitoring and evaluation systems and accountability mechanisms challenging.

⁶¹ Burundi, Chad, Democratic Republic of the Congo, Guatemala, Kyrgyzstan, Myanmar, Tanzania and Zimbabwe and Senegal.

Putting the checklist to use: Assessing and improving the quality of the multi-sectoral nutrition plan in Burkina Faso


BURKINA FASO IS ONE OF FIVE SUN COUNTRIES WHO HAVE REPORTED A DECREASE IN STUNTING IN 2016-2017.

While setting up their CRF for nutrition, Burkina Faso adopted a multi-sectoral, participatory approach to identify and form national nutrition targets. This process was followed by specific workshops for each sector to further refine CRF interventions per sector, in a bid to help to achieve agreed national nutrition targets. This key exercise, using the checklist for 'good' quality national nutrition plans, has been very useful to both foster dialogue and improve the quality of the national nutrition plan – a win-win for Burkina Faso.

Malnutrition is a real public health and development concern in Burkina Faso, with a 27.3% stunting prevalence in 2016. After joining the SUN Movement in July 2011, Burkina Faso revised the national nutrition policy, as per the multi-sectoral approach of the Movement in the development of a new multi-sectoral nutrition plan (NMHS) for 2017-2020. Ensuring quality national nutrition plans is a key dimension for real nutrition impact, at scale.

With this in mind, Burkina Faso used the checklist during the formulation phase of this plan in February and March 2017. Concretely, a review looking at strengths and weaknesses of the draft national nutrition plan was undertaken by the multi-sectoral technical planning committee, especially within the areas of: (1) situational analysis and reviews of policies and programmes; (2) stakeholder participation and political engagement processes; (3) costs; (4) mechanisms for implementation; (5) follow-up mechanisms, with criteria such as SMART nutrition targets and governance, accountability, management and coordination mechanisms.

Subsequently, this committee, under the lead of the SUN focal point, the Director of Health at the Ministry of Health, held working sessions to find consensus and make a common single evaluation for each criterion on the draft nutrition plan. This exercise showed that most of elements that make a good quality national nutrition plan were taken into account in the first draft, but the checklist made it possible to improve the final iteration of this plan. Areas in which the plan was strengthened, was in alignment with the National Economic and Social Development Plan, the SUN Movement theory of change, and the SUN Movement's multi-stakeholder, multi-sectoral approach, and risk management.



3. SUN Countries are organising and implementing priority actions at local and national levels

Ethiopia has a strategy with a multi-sectoral nutrition scorecard, available at the district, regional, and national levels, which enables the comparison of performance inter-regionally, and across districts. **Zambia's** recently developed multi-sectoral and multi-stakeholder CRF monitoring and evaluation framework will be rolled-out in selected districts.

The in-country capacity to implement actions in a coordinated way – centrally, and in districts – per the CRF, has increased across the Movement in 2016-2017, with **Bangladesh, Burkina Faso, Burundi, Chad, Côte d'Ivoire, Kyrgyzstan, Lao People's Democratic Republic, Senegal** and **Guatemala** reporting progress. In **Cameroon**, the revision of the nutrition policy in 2015 to reflect new evidence that scaling up interventions accelerate the reduction of malnutrition, made it possible to create an operational plan – and a CRF. These plans will be validated and submitted for Cabinet approval in September. Members of the multi-stakeholder platform in **Kyrgyzstan** have participated in an online consultation on food security and nutrition programme in action, to guide more efficient work and improve human impact.

4. SUN Countries' use of information systems to monitor results is stronger in the first countries to join SUN

It has been said that “an investment in knowledge pays the best interest”. Reliable monitoring of progress, evaluation of outcomes and demonstration of results are core functions for countries in the SUN Movement. Information systems are used to monitor the implementation of priority actions for improved nutrition. National information systems for nutrition are essential for assessing the status quo; measuring changes in the nutrition of women, men and their families; tracking progress of actions taken; and prioritising efforts toward improving nutrition. An accurate assessment of the nutrition situation allows governments and their development partners to make evidence-based nutrition policy and programme development decisions. Although SUN Countries have reported the same level of use

of information systems in 2015-2016, more discussions on coordinating service delivery and harmonised targeting is ongoing. **7** countries have reported progress in this area,⁶² while **4** have reported a decline (Kenya, Nigeria, Sierra Leone and Tanzania).

“ IT IS MY SINGULAR BELIEF THAT EVERY SECTOR MUST BE HELD ACCOUNTABLE FOR THEIR PERFORMANCE AND DELIVERY OF FOOD AND NUTRITION WITH VERY CLEAR INDICATORS MONITORED AND EVALUATED ANNUALLY.

– Ibrahim Assane Mayaki, CEO of NEPAD and SUN Movement Lead Group member

⁶² Bangladesh, Burkina Faso, Chad, Cote d'Ivoire, Guatemala, Kyrgyzstan, Senegal.

IN THE SPOTLIGHT: NATIONAL INFORMATION SYSTEMS FOR NUTRITION



With one of the highest prevalence of stunting in under-five girls and boys in the world, **Guatemala** has made major strides in ensuring that the fight against hunger and undernutrition is placed at the highest level of the political agenda. In 2012, Guatemala signed the Zero Hunger Pact (PPHO), which marked the beginning of various governments stepping up the institutionalisation of food and nutrition security, putting in place new institutions and policies aimed at improving commitment across ministries and sectors, resulting in high investments in the national information system for nutrition. In 2016, Guatemala updated its common results framework based on the lessons learned from implementation of the Zero Hunger Pact Plan, which influenced the design of the 2016-2020 National Strategy for the Prevention of Chronic Malnutrition (ENPDC).

The Food and Nutrition Security National Information System (SIINSAN), operates as a repository and source of invaluable information that serves as a basis for increased awareness of the actual levels of service delivery, enhances accountability of the health posts, and helps to identify what issues need to be addressed in order to achieve goals set.

The road ahead

Although an established CRF has many benefits when in place, SUN Countries have encountered various bottlenecks that need to be overcome to agree and put into practice joint outcomes for improved nutrition.

Despite the fact that nutrition is a multi-sectoral endeavour and, hence, everybody's business, can also mean it is not prioritised and becomes nobody's business. This often arises from a lack of capacity and technical expertise on nutrition in the non-traditional sectors, with very few well-informed nutrition-focused personnel at the departmental level to drive multi-sectoral cooperation for nutrition. To this end, key SUN Movement focus must be on strengthening in-country capacity, for better impact. Calling on nutrition champions, including, for instance, parliamentarians in strategic advocacy for ownership and results, could be scaled up to sustain this momentum.

To help build resilience amongst all SUN Countries, but in particular those facing fragility or conflict, CRFs serve an important purpose in bringing emergency and 'bread and butter' interventions. A CRF must identify the emergency responses to be framed in a broader development agenda and not be executed as a siloed intervention. This allows governments to anticipate crises and enables them to be prepared for a post-conflict and resilience-building context.

More can be done to learn how countries have addressed financing gaps for common results. With reduced commitment from sectors, adequate resources do not get allocated for the implementation of prioritised activities. Dwindling resources for nutrition-related CRFs in humanitarian contexts is also a stark reality, especially for those facing recurring crises.

SUN COUNTRIES ARE TRACKING FINANCES AND MOBILISING RESOURCES

In the SUN Movement, effectively using and significantly increasing financial resources for nutrition means:

- Spending on nutrition across sectors and actors is transparently tracked and assessed, to make existing money aligned behind nutrition goals and mobilise new money for nutrition.
- National governments, donors, innovative financing mechanisms, businesses, and consumers act in “global solidarity” to collectively accelerate progress.



“FOR MANY PEOPLE, THE ETHICAL, HUMAN RIGHTS, AND NATIONAL SECURITY ARGUMENTS FOR IMPROVING NUTRITION ... ARE REASON ENOUGH FOR ACTION. BUT THERE ARE ALSO STRONG ECONOMIC ARGUMENTS FOR INVESTING IN NUTRITION.”⁶⁴

In 2016-2017, SUN Countries have been striving to demonstrate a better use of financial data, through improved advocacy and planning – to entice mobilising domestic and external resources and investments in nutrition. They do this by regularly and transparently tracking nutrition budget allocations against multi-sectoral nutrition plans, when available. The 2016 Investment Framework for Nutrition⁶⁴ – the first of its

kind – estimated that scaling up nutrition-specific interventions needed to meet the global targets for stunting, anaemia in women, exclusive breastfeeding and treatment of severe wasting everywhere, will cost USD 7 billion annually over the next 10 years. Today only USD 3.9 billion is spent on nutrition each year. **Altogether – by putting our money where our mouth is and investing to reach these targets – at least 3.7 million child deaths can be averted.**

Financial tracking, analysing, and monitoring the allocation and spending of resources is key to reach SUN Movement’s strategic objectives and to attain the SDGs. The availability of robust finance data is critical for policy-makers – as it enables them to prioritise, guide programme planning, monitor, and evaluate the implementation and results of any given policy. Tracking public investments also increases accountability and advocacy opportunities for good nutrition.

⁶³ The World Bank Group (2006). Repositioning Nutrition as Central to Development. A Strategy for Large-Scale Action. Available at: <https://openknowledge.worldbank.org/handle/10986/7409> [accessed September 2017].

⁶⁴ World Bank Group (2016). An Investment Framework for Nutrition: Reaching the Global Targets for Stunting, Anemia, Breastfeeding and Wasting. Available at: <https://openknowledge.worldbank.org/handle/10986/26069;jsessionid=7BAB7658BC3085AF9F51D203ACBCEA84> [accessed July 2017].

PROGRESS AT A GLANCE

How are SUN Countries tracking finances and mobilising resources?

1. SUN Countries are slowly but surely increasing investments in both nutrition-sensitive and nutrition-specific programmes;
2. SUN Countries are finding funding gaps, with a view to filling them to ensure better nutrition for all;
3. SUN Countries are reaping benefits of tracking nutrition funding, including the alignment of sectors and programmes and more resources;
4. SUN Countries are ensuring reliable and long-term nutrition investments by creating resource mobilisation strategies.

47 SUN Countries – or almost 80 per cent – are seeing progress in their ability to track finances and mobilise resources for nutrition. **Zambia**, for example, has reported six ministries now being able to develop, cost, and operationalise their respective workplans at the national level. **13 SUN countries** have reported an increase in capacities to track and transparently account for spending.⁶⁵ Countries such as **Côte d'Ivoire** have increased their 'score' after having integrated nutrition-sensitive and nutrition-specific actions in their public investment programme, to benefit from better financial tracking mechanisms. **18 SUN Countries** have increased their ability to address shortfalls and align resources.⁶⁶ In **Kyrgyzstan**, the State budget reports on expenditures and donors track their expenses in the framework of their programmes

and agreements with the Government. **17 SUN Countries** report increasing their ability to turn pledges into disbursements. **5 SUN Countries** saw a decline in the reporting period, to this end.⁶⁷ **18 SUN Countries** have increased their ability to consistently predict multi-year funding.⁶⁸ In **Nepal**, the revised Suaahara-II programme is an example of sustaining and building on results already achieved, as the first phase of the programme reached more than 600,000 households with its integrated nutrition programming.

The average estimated nutrition budget allocation across **37 SUN Countries** is at **5.9 per cent of general government expenditure**, although nutrition-specific spending is at **less than 0.05 per cent**. SUN Government Focal Points and SUN Networks are working hard to use the evidence gathered through budget analysis exercises to advocate for more and better nutrition-focused spending.

⁶⁵ This is based on analysis of 42 SUN Countries.

⁶⁶ This is based on analysis of 41 SUN Countries.

⁶⁷ This is based on analysis of 40 SUN Countries.

⁶⁸ This is based on analysis of 39 SUN Countries.

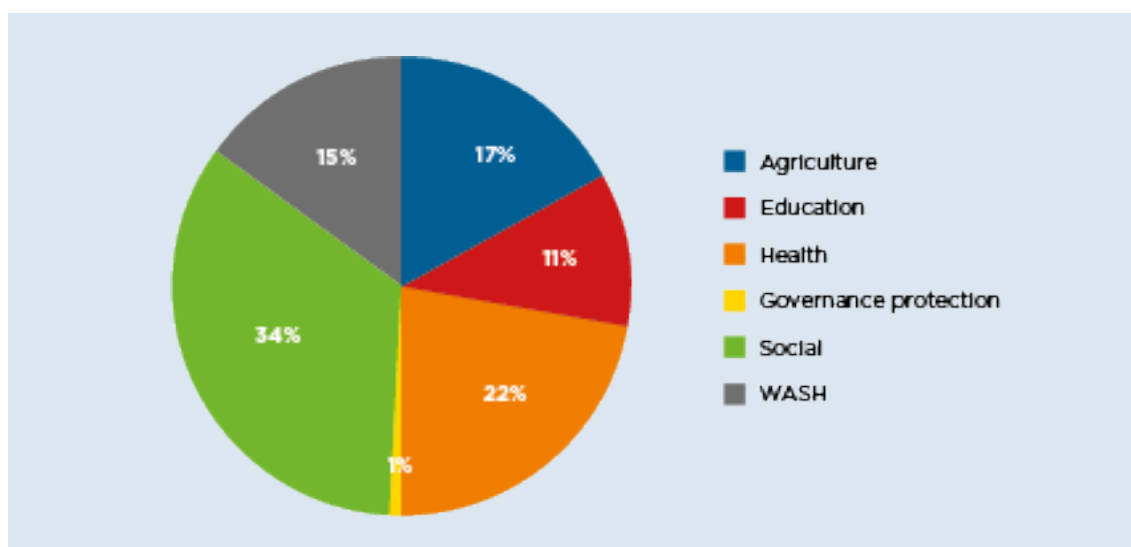
1. SUN Countries are slowly but surely increasing investments in both nutrition-sensitive and nutrition-specific programmes

On average, 2016-2017 allocations for nutrition-sensitive programmes in **Bangladesh, Chad, Comoros, Ghana, Indonesia, Lao People's Democratic Republic, Liberia, Madagascar, Nepal, Philippines** and **Zambia** (based on 25 countries) has increased by 4 per cent. Allocations for nutrition-specific programmes (based on 21 countries) in **Democratic Republic of the Congo, Guinea-Bissau, Indonesia, Lesotho, Madagascar, Nepal, Philippines** and **Zambia** have increased by 29 per cent, with Democratic Republic of the Congo, Mauritania and Nepal having seen particularly large increases in spending on nutrition-specific programmes in the reporting period.

“**MOBILISING THE RESOURCES NEEDED TO ACCELERATE PROGRESS AGAINST MALNUTRITION WILL REQUIRE THAT DONORS, COUNTRIES, INNOVATIVE FINANCING MECHANISMS, BUSINESSES, AND CONSUMERS ACT IN SOLIDARITY. IN THE GLOBAL SOLIDARITY SCENARIO—WHERE NUTRITION COMMITMENTS ARE MADE AND ALL ADDITIONAL RESOURCES ARE MOBILISED THROUGH COORDINATED GLOBAL EFFORT—DONOR SPENDING SCALES UP RAPIDLY DURING THE NEXT FIVE YEARS, WHILE DOMESTIC SPENDING STEADILY GROWS. THEN, FROM 2020 TO 2025, DOMESTIC FINANCING ACCELERATES, AND DONORS BEGIN TO SCALE BACK IN SUPPORT OF COUNTRY OWNERSHIP OVER NUTRITION PROGRAMMING.**”⁶⁹

Within nutrition-sensitive programmes, the highest share is allocated to social protection, health, and agriculture, in particular. The Government of **Zimbabwe** has, in 2017, prioritised investing in the agriculture sector by allocating USD 291.6 million for key food security activities, including strategic grain reserve, input schemes and supportive personnel. This allocation, together with other agriculture-related expenditures incurred amounting to USD 148.8 in 2016, has now been translated into a total of USD 440.4 total in agriculture support for 2016-2017 (or a little more than 10 per cent of the national budget). **Peru** has reported an increase in the budget allocation of nutrition-related activities, for the year 2017. Although there has been a gradual decrease in external investments, this has also coincided with an increase in state investment of nutrition and anaemia-specific programmes. **El Salvador** has reported an increase in food security and nutrition-related investments throughout the last years, which has enabled the country to identify financial gaps to better manage government resources and mobilise additional external investments.

Figure 9: Distribution of nutrition-sensitive allocations across sectors



⁶⁹ Investing in nutrition dashboard. Available at: <http://www.investinnutrition.org/dashboards/global> [accessed August 2017].

LEARNING MORE ABOUT PARLIAMENTARY ENGAGEMENT: BUDGET ADVOCACY IN PAKISTAN

Recognising the important roles that parliamentarians can play in increasing budgetary allocations for nutrition-specific and nutrition-sensitive interventions, the SUN Civil Society Alliance (CSA) in Pakistan has focused efforts on engaging parliamentarians as key nutrition champions. Irshad Danish, the founding coordinator of the CSA and the SUN Academia and Research Network in Pakistan (SUNAR, Pak) explained that the CSA began its work by reaching out to parliamentarians who had a history of working on different social and development issues. They were encouraged to see not only a great deal of interest from female parliamentarians at both national and provincial levels, but also that both ruling and opposition MPs were ready to work together to address issue of malnutrition despite their political differences.

The CSA did their homework - they studied each party's manifesto and then made sure to highlight how their political ambitions were easily related to and complimented by the country's development goals particularly those related to health and nutrition. The CSA then organised sensitisation sessions of MPs across the country. During their engagement with parliamentarians, they provided key statistics and updates on the legal situation and policy environment. This led to parliamentarians using official procedures and protocols of national and provincial assemblies to call attention to and instigate dialogue on nutrition. Meetings with members of relevant Parliamentary Standing Committees also helped to promote accountability through parliamentary platforms. The CSA is also developing policy briefs and provincial scorecards to aid MPs champion nutrition during policy and planning activities.



2. SUN Countries are finding funding gaps, with a view to filling them to ensure better nutrition for all

Finding shortfalls in the capital needed to fund nutrition activities is perhaps more important now than ever. In August 2016, **Sudan** launched an investment case to scale up the coverage of suggested nutrition interventions to 90 per cent. This was costed at an average of USD 524 million USD per year, of which, estimates of current government contributions were at USD 83 million USD per year, highlighting a gap of USD 324 million to scale up nutrition, once other partners had pledged their commitments. In 2016-20, the financial tracking exercise in **Kyrgyzstan** has led to the estimation of a financial gap of 44.7 per cent within the existing costed Food Security and Nutrition programme (2014-17). The Government of **Ethiopia** continues to work towards fulfilling their commitment to allocate domestic financing of USD 15 million per year towards nutrition until 2020. Some SUN Countries are also zooming in on certain sectors and interventions. In **Cambodia**, for example, the Government has found ways of bridging this shortfall by allocating USD 2.2 million towards salt iodisation promotion and the purchase of potassium iodate and ready-to-use therapeutic food, which was previously provided by partners.

FINANCING NUTRITION IN CÔTE D'IVOIRE: INCREASING NATIONAL INVESTMENTS TO ACCESS EXTERNAL RESOURCES

On 7 June 2013, Côte d'Ivoire joined the SUN Movement to show its commitment to ending all forms of malnutrition. In 2016, the costs of putting into action its multi-sectoral plan for nutrition 2016-2020 (PNMN), which was developed by its multi-sectoral and multi-stakeholder platform (MSP), were estimated to be at USD 470 million.

With a financial commitment of about 15 per cent of the overall costs of the Plan by the Government, partners are stepping up to fill the remaining funding gap.

This Plan has now been aligned with the National Development Plan 2016-2020, and nutrition has been integrated into the public investment programme. This has ensured a transfer of funds towards the implementation of the Plan, whilst also reaping the benefits of advanced monitoring mechanisms for disbursements. By ensuring complementarity between the Nutrition Plan and the Development Plan, the donor community had an opportunity to rally behind nutrition goals, as part of its overall platform development cooperation support.

The country's aid management platform has been key to enhance transparency and sharing of knowledge on donor contributions towards malnutrition in Côte d'Ivoire. Although translating the pledges into actual disbursements remains a challenge, and there are still some funding gaps, lessons learned from Côte d'Ivoire include that, with the right will to ensure domestic funding, eventually external funding will follow suit. Furthermore, this is far more likely to be the case where programmes are aligned with national development priorities.

3. SUN Countries are reaping benefits of tracking nutrition funding, including the alignment of sectors and programmes and more resources

The SUN Movement budget analysis exercise, which took place in 2015-2016, have had a range of benefits in SUN Countries. In a bid to achieve the SUN Movement's Strategic Objective four 'effectively using and significantly increasing financial resources for nutrition', 47 SUN Countries have undertaken the budget analysis exercise, comprising 3 key steps, and have analysed their government budgets in 2016-2017. Data is available for 41 SUN countries, and 22 SUN Countries have undertaken this analysis for a second time (in 2015 and 2016). The 2017 budget analysis exercise is still ongoing. Furthermore, with the third round of data collection currently underway, the budget analysis exercise is less about financial tracking and more about showing how countries are investing and assisting them in increasing their resources, or spending more wisely. SUN countries who undertook the budget tracking analysis at least twice believe that this exercise provides a very useful entry point for raising awareness among relevant sectors and stakeholders of the value of addressing malnutrition.

Specifically, the budget analysis data helps:

- Map alignment of planned and budgeted interventions;
- Monitor performance and expenditures of implemented interventions;
- Map alignment of budgeted programmes' objectives against drivers of malnutrition (in the case of nutrition-sensitive budget allocations);
- Advocate for:
 - Scaling up implementation and mobilising resources;
 - Improving coordination and targeting of programmes (both geographically and population-wise);
 - Integrating nutrition high-impact interventions in selected programmes.

Beyond tracking existing allocations for nutrition, the budget analysis exercise has helped countries to engage with potential sectors implementing nutrition-sensitive programmes. **Tajikistan's** existing programme was focusing on nutrition-specific interventions, with the Ministry of Health as the implementing agency. Budget analysis unearthed the potential of engaging with other nutrition-sensitive sectors. Tajikistan envisages a resource mobilisation strategy, using data obtained from the budget tracking exercise.

WANT TO FIND OUT MORE ABOUT NUTRITION INVESTMENTS IN SUN COUNTRIES?

In 2017, the SUN Movement Secretariat has compiled Nutrition Investment Snapshots for 35 SUN Countries and the Indian State of Maharashtra that look at trends in nutrition-relevant programmes and activities.

Go to: <http://scalingupnutrition.org/share-learn/planning-and-implementation/investing-in-nutrition/>

This budget tracking exercise has also been useful to engage policy and programme managers in understanding the biggest funding drivers with potential nutrition-sensitive programmes, and has triggered a thought process on how to turn the needle on malnutrition across the SUN Movement. For instance, **Pakistan's** budget analysis exercise has revealed that the Benazir Income Support Programme (on social safety nets), with budget allocations of approximately USD 1 billion and a reach of around 5.4 million beneficiaries, could play a critical role in reducing stunting, wasting and food insecurity, if tailored to nutrition outcomes.

Budget analysis has also reaped benefits for nutrition programmes, with **Ethiopia, Nepal** and **Philippines** developing their 'second generation' multi-sectoral nutrition programmes, with the inclusion of additional interventions, especially those that are nutrition-sensitive. In these SUN Countries, more resources, have been put in towards the implementation of these plans by the public sector, (on-budget allocations).

PASSING THE BATON IN ETHIOPIA: INCREASING DOMESTIC NUTRITION-SENSITIVE RESOURCES FOR LASTING CHANGE

Child malnutrition has decreased by 20 per cent in 16 years, showing the commitment by the Government of Ethiopia to ensure that fighting malnutrition is a key priority. This is also demonstrated by the Seqota Declaration to end child undernutrition by 2030, actions and targets set in the National Nutrition Program 2016-2020 (NNPII) – a multi-sectoral strategy using a lifecycle approach to improving maternal and child nutrition and the stewardship of the National Nutrition Coordinating Body.

ETHIOPIA IS ONE OF FIVE SUN COUNTRIES WHO HAVE REPORTED A DECREASE IN STUNTING IN 2016-2017.

Information on past and current investments in nutrition is critical to scale-up these interventions, assess the resource gap, and set financial targets to be achieved jointly by stakeholders. However, data on resources is not readily available across partners.

Some key lessons from Ethiopia's successful journey in the fight against malnutrition include ensuring investment into systems strengthening and capacity-building so that routine nutrition resource tracking across sectors is conducted through public systems. Furthermore, promoting sustainable, on-budget financing options for nutrition with monitoring mechanisms to ensure that funds are used for priority interventions is key for lasting human impact.

Costing for the NNPII has been conducted, with the total budget required for implementing the programme over the next 5 years is estimated to be USD 1.1 billion, out of this the Government is contributing 45 per cent (or USD 515,690,757), with donors putting in 17 per cent (or USD 198,116,469). With a budget gap of almost 40 per cent, the results of the NNPII depends upon filling this gap, for Ethiopia to make further gains in the fight against malnutrition.

4. SUN Countries are ensuring reliable and long-term nutrition investments by creating resource mobilisation strategies

Resource mobilisation entails all activities involved in securing new and additional resources for nutrition, but also involves making better use of, and maximising, existing resources. The geographic and programmatic scale up envisaged across the SUN Movement demands a significant increase in investments. Countries including **Nepal, Kyrgyzstan, Tajikistan, Philippines** are developing their resource mobilisation strategies.

Countries such as **Viet Nam**, face challenges in mobilising resource because of absence of a resource mobilisation strategy. Countries in fragile and protracted crisis are struggling with ensuring adequate finances for the longer-term development programmes, as humanitarian and life-saving interventions are main funding drawers.

Calls for nutrition investments continue to grow

At the ground-breaking **Human Capital Summit** held during the 2016 World Bank Annual Meetings, the Prime Minister of Côte d'Ivoire, and Finance and Economic Ministers of Cameroon, Ethiopia, Indonesia, Madagascar, Pakistan, Senegal, and Tanzania pledged to improve nutrition, health and education programmes for young children to dramatically reduce childhood stunting and equip tens of millions of young girls and boys with the abilities they need to succeed in a fast-changing world.

The road ahead

The road ahead for SUN Countries heavily depends on ensuring political commitment to sustain and increase resources for nutrition.

To better inform scaling up needs, the data gap needs to be bridged – in both financial and programmatic areas. Considering the contributions that nutrition-sensitive programmes play to ending malnutrition, a key area of focus for the Movement ensure that national and donor investments in social programmes become increasingly more nutrition driven. Countries have also shown that having resource mobilisation strategies in place help spur long-term and reliable investments. Ensuring more of these strategies are put in place, will be key to securing the finances needed for SUN member countries to eliminate malnutrition.



© UNICEF / Markisz

2.4 THE SUN MOVEMENT'S UNIQUE ADDED VALUE

SUN Movement nutrition champions: Leading from where they stand

The SUN Movement is a powerful example of how working together can lead to lasting results and human impact. Led by governments and supported by multiple stakeholders – the SUN Movement has inspired unprecedented political will to improve the nutrition status of everyone, everywhere. Behind the scenes, nutrition champions are making sure that inspiration translates into impact for those who need it the most.

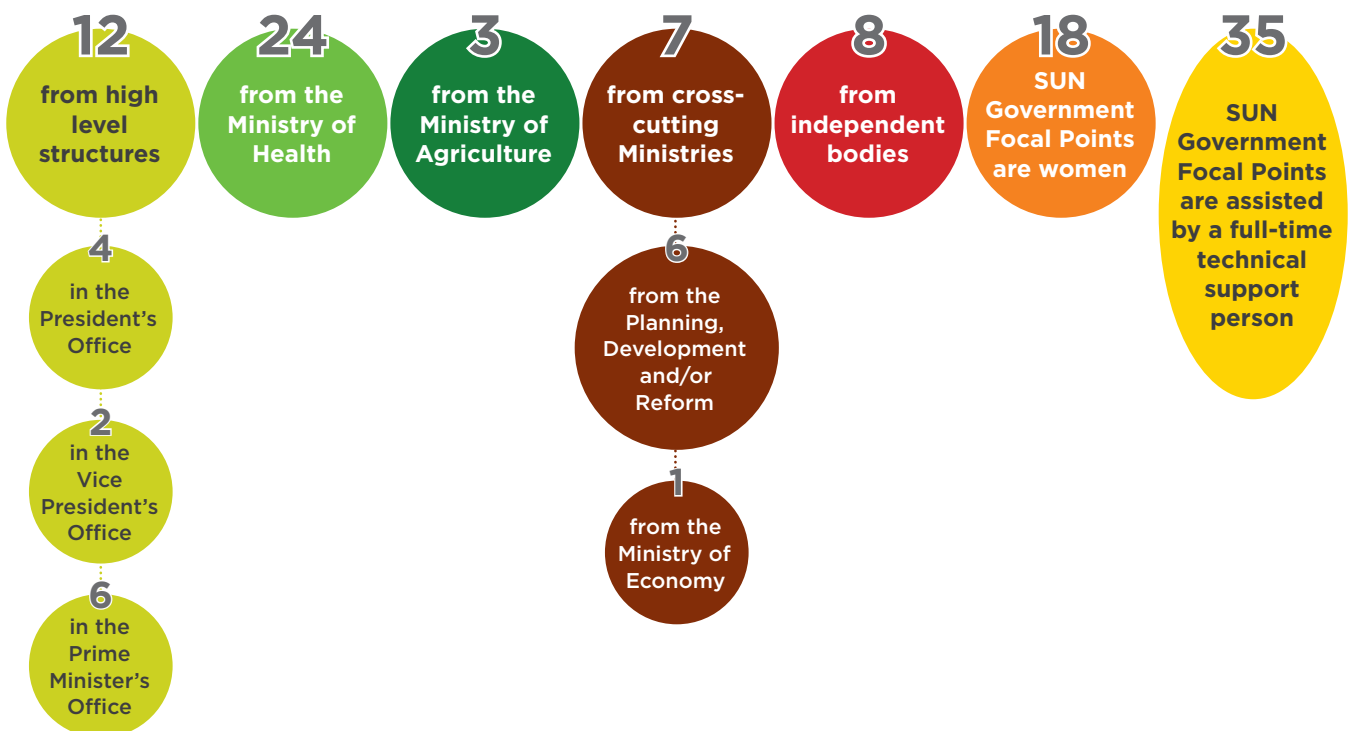
Nutrition changemakers in SUN Countries, representing sectors such as agriculture, health, education, water and sanitation, women's empowerment and others, come together to tackle the multiple forms of malnutrition and build an enabling political and environment – to ensure good nutrition. They change their individual and institutional behaviours – to achieve common nutrition results. Finance and resources are mobilised and the coverage of locally-relevant nutrition-specific actions and nutrition-sensitive approaches are scaled up. By working together, and aligning their actions, they can achieve results far greater than what can be achieved alone.

52 SUN Government Focal Points – champions themselves – have convened these diverse agents of change from UN agencies, civil society, donors, business, academia, the media and parliament – to achieve national nutrition goals. The SUN Government Focal Points hail from sectors such as health, agriculture, planning and economy – and their efforts to unite their national nutrition communities are why the SUN Movement thrives.

“ IN MY POSITION, I CAN MAKE A DIFFERENCE EVERY DAY, AND I MUST. BEFORE I GO TO BED, I ASK MYSELF, WHAT DID I DO TO CHAMPION NUTRITION TODAY? WHO DID I TALK TO ABOUT GOOD NUTRITION? ”

– José Pacheco, Minister of Agriculture, Mozambique

WHO ARE THE SUN MOVEMENT FOCAL POINTS IN 2016-2017?



“ I AM A BREASTFEEDING AND NUTRITION CHAMPION PASSIONATE ABOUT MATERNAL AND EARLY CHILDHOOD NUTRITION AND ITS IMPACT ON THE FUTURE OF THE CHILD. I FEEL THAT A LOT HAS BEEN DONE ON THE NATIONAL LEVEL BUT UNFORTUNATELY SOMETIMES THIS INFORMATION DOES NOT TRICKLE DOWN TO THE MAN AND WOMAN ON THE STREET.

– Esther Kimani, Kenya

25 SUN Countries have officially appointed high-level nutrition champions. Champions often fall into three categories: decision-makers, influencers and clients. Champions work at high-levels, mid-levels and on the ground. While some individuals are working within their personal capacities or professions, others are contributing to broader governmental efforts to champion nutrition.

Nutrition leadership is proving invaluable for sustaining political commitment to nutrition amongst many of the countries. Leadership in nutrition can be fostered and built overtime and it has made the difference in many SUN Countries.

“ WE CAN ALL BE, AND WE SHOULD ALL BE, NUTRITION CHAMPIONS IN OUR OWN RIGHT, AND, BY LEADING FROM WHERE WE ARE, WE CAN MAKE A SUBSTANTIAL DIFFERENCE IN THE LIVES OF MANY.

– Gerda Verburg, SUN Movement coordinator



© UNICEF / Dormino



Announcing the Scaling Up Nutrition Champion Awards!

The 2017 SUN Movement Global Gathering is an ideal moment for recognising these nutrition champions' efforts and supporting them to keep banging the nutrition drum. **This year:** The first-ever Scaling Up Nutrition Champion Awards will be given to women and men who have made an outstanding contribution towards:

1. **Bringing people together for nutrition**

Nominees in this category will be assessed on their achievements in increasing the political salience of nutrition and successes in building coalitions involving new and diverse stakeholders.

2. **Nutrition policy impact**

Nominees in this category will be assessed on their achievements in advancing pro-nutrition policies, laws and legislation, as well as generating widespread awareness about good nutrition.

3. **Supporting nutrition results**

Nominees in this category will be assessed on their achievements in fostering alignment amongst stakeholders, for enhanced impact at national, regional or community level to reach those directly affected by malnutrition, as well as innovations in multi-sectoral programming.

4. **Increasing finance for nutrition**

Nominees in this category will be assessed in relation to their contributions in helping to mobilise new national financial resources for nutrition and efforts to helping to maximise the effectiveness of current spending on nutrition.

Want to learn more? Go to: www.scalingupnutrition.org.

SUN Countries are sharing and learning how to fight malnutrition, across sectors, from one another

In the reporting period, the SUN Country Network – comprising SUN Government Focal Points and multi-stakeholder platforms (MSPs) – convened thrice during SUN Country Network meetings, which provide an opportunity to discuss each other's progress, to analyse common challenges and to share the lessons learnt in the continued efforts to address malnutrition and ensure lasting human impact. In 2016-2017, SUN Countries shared good practices and challenges in aligning multiple stakeholders behind national nutrition priorities, they examined how to coordinate the efforts of actors along the data value chain for efficient and effective nutrition information systems, and they reviewed the effective implementation of nutrition actions, aligned with common results and national goals. A series of meetings were also held to support Latin American, Southern African and Eastern African countries as they deal with the major threats posed by El Niño and increasing food insecurity.

Coming together virtually



SUCCESSSES, LESSONS AND CHALLENGES IN ALIGNING MULTIPLE STAKEHOLDERS BEHIND NATIONAL NUTRITION PRIORITIES

Date: 5-9 September 2016

Participants: 374 people

Countries: 51 Countries and the Indian States of Maharashtra and Uttar Pradesh



Key takeaways:

- The Sustainable Development Goals (SDGs) present an excellent opportunity to reinforce alignment of stakeholders' efforts;
- To articulate government needs, creating a common vision of what a multi-sectoral approach to nutrition is, and ensuring that there is an authority or mechanism to guide, put into practice and sustain this approach, is critical;
- Coordination mechanisms at the sub-national level are key to the alignment of stakeholders and in coordinating work in each region or district for improved results;
- Adequate funding is key to support nutrition governance and coordinating structures;
- Overcoming sectoral and individual ways of working remains a key challenge across the SUN Movement.



INFORMATION SYSTEMS FOR NUTRITION

Date: 12-16 December 2016

Participants: 229 people

Countries: 35 Countries and the Indian States of Jharkhand and Maharashtra

Key takeaways:

- Nutrition targets based on indicators such as the WHA global nutrition and nutrition-relevant non-communicable disease (NCD) targets need to be included in the planning stage - to agree on one common monitoring and evaluation framework;
- Stakeholder contributions need to be mapped to harmonise data and information management;
- Building capacity at the grassroots level to use automated systems can improve the quality of data and information collection and a coordinated implementation of surveys;
- Taking advantage of technology and tools available to facilitate data management - from collection to visualisation - can help spread the word about findings;
- Having a recognised lead agency that can tap into the expertise and capacity of different actors along the data value chain, helps the development of a functioning system with a central repository that is accessible to all;
- Continuous engagement in communities of practice on data and accountability initiatives to share and learn the knowledge and know-how around data gaps is encouraged across the SUN Movement.



IMPLEMENTING EFFECTIVE NUTRITION ACTIONS ALIGNED WITH COMMON RESULTS AND NATIONAL GOALS

Date: 13-23 March 2017

Participants: 312 people

Countries: 51 SUN Countries and the Indian States of Jharkhand and Uttar Pradesh

Key takeaways:

- The added value of a common results framework to guide nutrition planning in the country is to facilitate the coordination of efforts and resources for joint nutrition actions;
- Sustaining the government's and people's commitment to the CRF is essential for delivering continued results;
- The CRF can be an effective tool to monitor nutrition-relevant programme implementation across sectors and to hold all relevant actors mutually accountable;
- Having operational plans and communication strategies seem to improve the way SUN Countries work together, for common results.

SPECIAL MEETING WITH SUN GOVERNMENT FOCAL POINTS ON INCREASING THE EFFECTIVENESS OF THE SUN MOVEMENT COUNTRY NETWORK MEETINGS

Meeting Date: 1 -22 June 2017

Participants: 18 SUN Government Focal Points

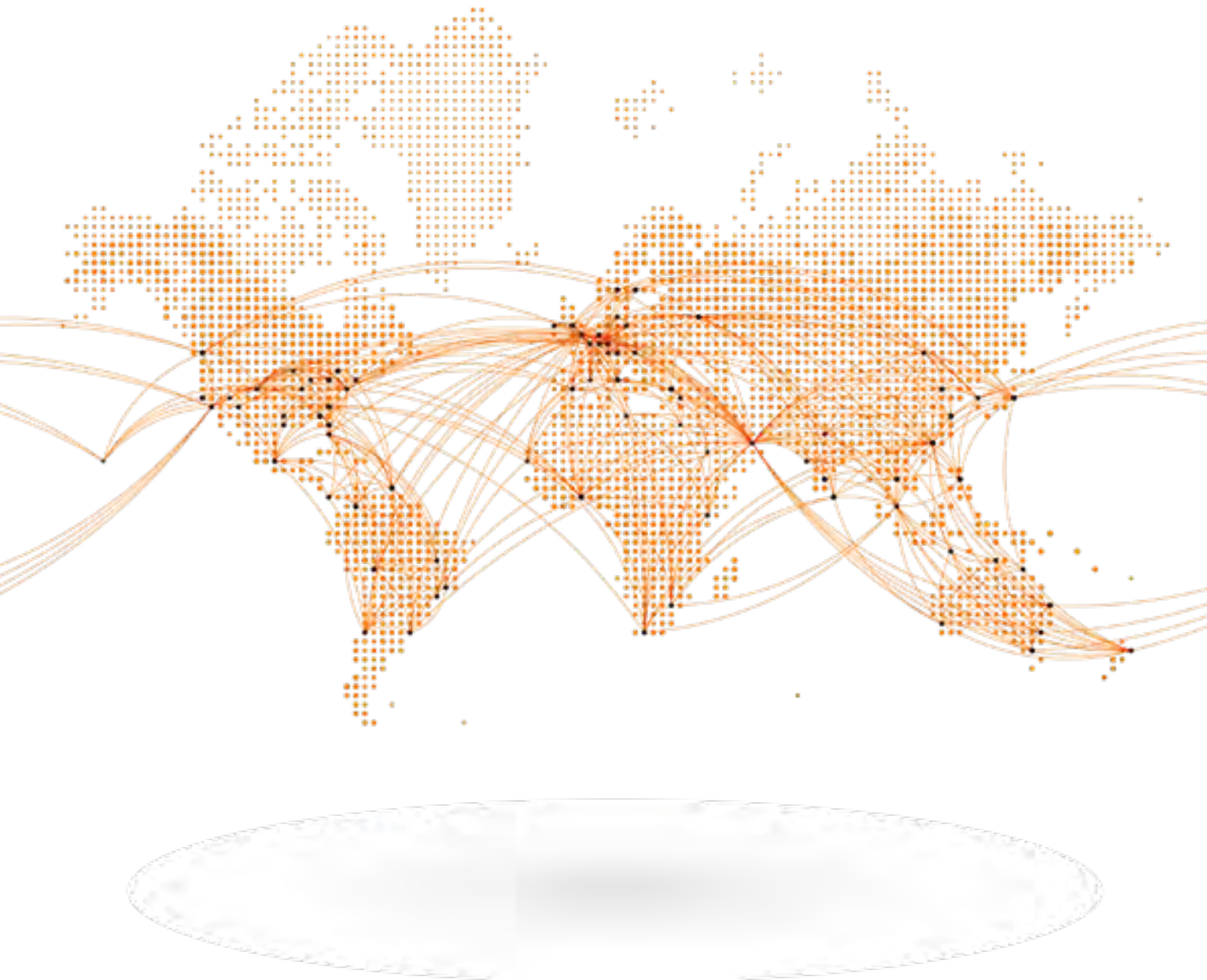
Key takeaways:

- As there is always space for growth and improvement in ensuring optimal sharing and learning, all SUN Government Focal Points were invited to join an interactive discussion with the SUN Movement Secretariat, to reflect on areas for improvement for the next iterations of SUN Country Network Meetings – in 2018 and beyond. An online survey was also used to receive inputs members of the national multi-stakeholder platforms;
- The below thus reflects concrete actions points for the road ahead, collated from these meetings and the results from the online survey;
- The SUN Country Network Meetings are integral to sharing and learning about topics facing many SUN countries today and to position their multi-stakeholder platforms in countries;
- To garner more detailed, operational and impact-oriented online discussions than SUN Country Network Meetings normally allow for, online sharing tools in the form of supplementing webinars are encouraged to be considered;
- The current frequency of the meetings (quarterly) is deemed adequate with the opportunity to also report on the progress of the SUN Countries towards achieving the SUN Movement's strategic objectives;
- In terms of 2018-19 themes, having a thematic prioritisation exercise during the 2017 SUN Global Gathering for SUN Government Focal Points has been suggested.

Learning exchanges

SUN Countries often organise field visits and study tours to other countries, to learn from their experiences. While this process can be facilitated by the SUN Movement Secretariat, the majority is done without global level involvement – thanks to the support of UN agencies and donors in-country.

Last year, delegations from **Tajikistan** and **Lao People's Democratic Republic**, visited **Nepal** and **Viet Nam**, respectively, to learn about coordination mechanisms for nutrition, behaviour change communication and young child feeding practices. In 2017, a range of multi-stakeholder delegations have visited other SUN Countries: **Côte d'Ivoire** travelled to **Senegal** to learn about their approach; Indonesia and **Madagascar** visited **Peru** to learn about their multi-sectoral action. In addition to this great example of South-South Cooperation, Canadian Members of Parliament visited **Indonesia**, to learn about promoting impactful development policy for maternal and child health.





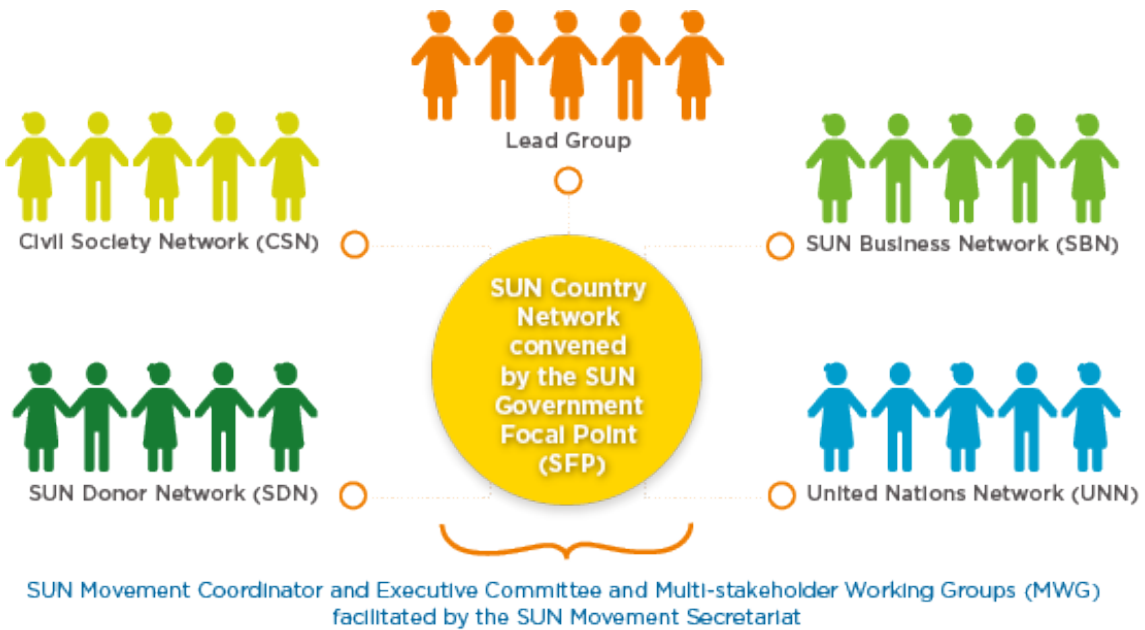
3

Supporting countries scale up nutrition

“ EVERYONE HAS A VOTE AND A VOICE. WE JUST HAVE TO OPEN OUR EYES TO WHAT MAY BE RIGHT IN FRONT OF US: A FRESH, WELL-BALANCED MEAL FOR PEOPLE AND PLANET AND 17 GLOBAL GOALS WITHIN REACH!

– Gunhild Anker Stordalen, President/ Founder of the EAT Foundation and member of the SUN Movement Lead Group

As the Movement’s first phase took basis in bringing more and the right people to the table, and global networks representing business, civil society, donors and the UN were established, the focus, so far, of its second phase (launched last September) has been to ensure that these structures are set up and strengthened, for progress towards national and global nutrition goals. This support system also comprises the SUN Movement Secretariat, Coordinator, Executive Committee and Lead Group.





How do SUN supporters work in 2016-2017?


- Globally, **civil society, the private sector, donors, and UN agencies are organised into networks**, driven by steering committees and secretariats whose mission it is to ensure in-country stakeholders are galvanised and organised. They do so by continuous support, technical assistance, timely exchange of information, monitoring and evaluation of achievements;
- The **SUN Movement Coordinator** leads and strengthens collaboration between stakeholders and advocates for improving nutrition at country, regional and global levels;
- The **SUN Movement Secretariat** provides support to SUN Government Focal Points and their MSPs, by facilitating Movement-wide sharing and learning opportunities and access to technical assistance and support aligned with the SUN Movement's principles;
- The **SUN Movement Executive Committee** oversees and supports the implementation of the SUN Movement Strategy and Roadmap and strengthens accountability within the Movement;
- The **SUN Movement's Lead Group** consists of prominent leaders and change makers who have pledged to position nutrition at the highest levels and provide the inspiration, action and direction on a global scale. They are figureheads for nutrition and carry out strategic advocacy to ensure it grows as a global priority.

3.1 THE SUN MOVEMENT NETWORKS

The SUN Movement networks are made up of actors from different stakeholder groups. The self-organised oversight mechanisms of these networks steer their workplans, are responsible for alignment with the SUN Movement Strategy and Roadmap, and transparently report progress and achievements by way of the Movement's annual Progress Report. In SUN Countries, members of the SUN Networks support respective national governments by participating in multi-stakeholder platforms and aligning their activities behind national goals and targets. SUN Networks are supported by facilitators and their secretariats, who coordinate their members' contributions and promote the values and principles of the Movement.

“ **DEVELOPMENT WILL BE ACHIEVED WITH THE PRIVATE SECTOR, NOT BY EXCLUDING THEM. THE PRIVATE SECTOR, HOWEVER, SHOULD BE INVOLVED IN MULTI-SECTORAL ACTION BACKED BY SCIENTIFIC EVIDENCE.** ”

– Martin Chungong, Secretary General of the Inter-Parliamentary Union and member of the SUN Movement Lead Group



The SUN Business Network (SBN) is the only dedicated global platform for business and nutrition, with the aim to reduce malnutrition in all its forms – through engaging and supporting business to act, invest and

innovate in responsible and sustainable actions and operations to improve nutrition. To do this, the SBN provides a neutral platform to broker partnerships and collaborations between business and all actors on nutrition at the national, regional and global level in support of SUN Countries. The SBN believes that when consumers demand improved nutrition that businesses will act and national economies will grow. The SUN Business Network is co-convened by the Global Alliance for Improved Nutrition (GAIN) and World Food Programme (WFP), the latter of which, through its regional offices, have supported the setting up of new national networks. The SBN is supported by a global secretariat based in London, UK.

3 OBJECTIVES OF THE SUN BUSINESS NETWORK

1. To **mobilise businesses** to contribute towards the reduction of malnutrition, in all forms;
2. To make good nutrition more **aspirational, accessible, affordable and available for the consumer**;
3. To **build the case for greater business engagement** in nutrition amongst all stakeholders.



© UNICEF / Tattersall

Progress at a glance

IN 2016-2017, TO BETTER MEET DEMAND, THE SUN BUSINESS NETWORK HAS PARTNERED WITH THE AFRICAN DEVELOPMENT BANK & ASHOKA CHANGEMAKERS TO ADDRESS NUTRITION INVESTMENT HINDRANCES FOR BUSINESSES, INCLUDING SMES, IN AFRICA.

demand creation, nutrition in the agriculture value chain, workforce nutrition and food fortification;

- At the global level, the SBN updated its impact pathway and impact indicators for national SBNs, to show results, in 2016-2017;
- An online toolkit for host organisations in SUN Countries wishing to develop a national business engagement network was created in 2016-2017;
- To explore how best to support businesses in Africa, the SBN surveyed its members, showing that some key concerns facing businesses, including small and medium enterprises include: weak infrastructure and accessing finance, policy environment information and technical assistance. The SBN is identifying partnerships for members in Africa, such as the African Development Bank, Ashoka Changemakers and private sector investment funds, to redress these challenges.


- Today, the SBN brings together more than 400 members – up by 100 since 2015-2016 – ranging from multi-national to national companies united in their commitment to improved nutrition;

- National networks have higher membership than ever before, and are working on programmes in areas including: consumer awareness and

2017-2018 priorities

- Create more national SBNs in Asia, Latin America and West Africa, in particular;
- Increase business commitments to address the multiple burdens of malnutrition;
- Capture good practice and lessons learned to apply these in the development of new-and-improved tools for national SBNs;
- Understand business members' needs to meet commitments (i.e. technical assistance, business development support and access to finance) and identify potential partners and service-providers to address business needs;
- Increase the number of partnerships with providers of finance and business; development support to improve the access and affordability of nutritious foods;
- Apply SBN's new monitoring and learning approach to assess impact of the network in SUN Countries.

IN 2017-2018, THE SUN BUSINESS NETWORK AIMS TO INCREASE THE NUMBER OF BUSINESSES MAKING COMMITMENTS TO ADDRESS THE DOUBLE BURDEN OF MALNUTRITION



The **SUN Civil Society Network (CSN)** encourages the formation of vibrant civil society alliances, with such alliances existing in 39 SUN Countries

today. The network represents over 2,000 organisations locally, nationally and internationally, spanning multiple sectors and backgrounds, including four regional coordination groups – two of which (covering Asia and East and Southern Africa) were set up in 2016-2017. The network, in 2016-2017, developed a theory of change to provide a shared framework within which national alliances and the global network can work – to inform the development of national and regional strategies and support implementation. The CSN Secretariat is hosted by Save the Children, in the United Kingdom, overseen by a global steering committee.

3 WAYS IN WHICH CIVIL SOCIETY MAKES A UNIQUE CONTRIBUTION TO THE SUN MOVEMENT:

1. **Advocating** – through social mobilisation, advocacy and campaigning – to raise awareness of the impact of malnutrition and encouraging governments make fighting it a priority;
2. **Implementing** – through programming we are reaching affected communities and delivering nutrition-sensitive and specific services;
3. **Monitoring** – from a local to a global level we are tracking progress, by monitoring nutrition spending, collecting data to ensure no one is left behind and holding governments accountable for their promises.

Progress at a glance

IN KYRGYZSTAN AND INDONESIA, ALLIANCES SUCCESSFULLY LOBBIED FOR THE INCLUSION OF BREASTFEEDING INDICATORS IN NATIONAL PLANS IN 2016-2017.

- In February 2017, Philippines launched its SUN Civil Society Alliance;
- Three regional learning exchanges have been organised – bringing together 6 alliances in Asia for the first time in Indonesia, 9 alliances for a Learning Route in Rwanda and 14 alliances for a workshop in Senegal;
- A CSN theory of change has been created to inform the development of national and regional strategies;
- A new network website has been launched to increase access to and the sharing of knowledge across the network;
- Nutrition champions have been trained, including champions who have spoken at a series of high profile events and advocated for action on nutrition in the media;
- Communities affected by malnutrition have had their voices raised;
- Nutrition has been integrated into national Sustainable Development Goal plans. In Kyrgyzstan and Indonesia, for example, alliances have successfully lobbied for the inclusion of breastfeeding indicators in national plans;
- CSN has supported national progress in the implementation of the International Code on Marketing of Breast-milk Substitutes. In Myanmar and Cambodia CSAs have advocated for and supported the government in establishing monitoring mechanisms via the use of mobile phone apps, to ensure enforcement;

- The Network has undertaken budget analysis now being used to advocate for increased or improved domestic investment in nutrition. In Malawi, Zambia and Burkina Faso alliance members have made contact with finance ministers in order to brief them for the Early Child Development Summit at the World Bank;
- Bespoke technical support in fundraising and strategy development has been provided via the More Partnership and the development of a fundraising toolkit in English, French and Spanish.
- National launches of the Global Nutrition Report in East and West Africa have been held, to increase government accountability for existing nutrition commitments;
- The coverage of nutrition in the media has increased, by training journalists in Kenya and Zimbabwe. Award ceremonies recognising effective coverage of nutrition issues have been held in Tanzania and Ethiopia.

2017-2018 priorities

- The SUN CSN and national CSAs are facing significant fundraising challenges, meaning there is a considerable risk to the future of the network. Without the civil society network, the SUN Movement cannot be called a multi-stakeholder approach. Currently the SUN Civil Society Network Secretariat is funded until March 2017 and only five CSAs have funding that extends past 2017. For others, the future is less certain. The key priority for the next year will be securing funding to ensure the sustainability of the network and to enable the delivery of national plans;
- Build partnerships to deliver global campaigns and ensure civil society contributions to global and regional events;
- Develop case studies, policy briefs and a library of tools on key thematic areas;
- Support the development of a network of nutrition champions to ensure that the views of the most marginalised communities and women and girls, are considered in decision-making. The development of a network of parliamentary champions who will work closely with civil society to advocate for national progress;
- Produce analysis of global guidelines and frameworks to support their national implementation, especially on the marketing of breast-milk substitutes and national SDG reporting;
- Develop a SUN CSN communications strategy;
- Strengthen internal systems and processes to increase efficiency as a network;
- Continue to strengthen regional coordination groups and deliver joint advocacy and capacity-building;
- Strengthen national CSAs processes to manage risk and ensure good governance (e.g. addressing conflict of interest and enabling access legal advice);
- Deliver technical assistance to support the delivery of CSAs strategic plans;
- Develop a new learning exchange model to take forward the work started with the SUN CSN Learning Route.

THERE IS A CONSIDERABLE RISK TO THE FUTURE OF THE NETWORK. WITHOUT THE CIVIL SOCIETY NETWORK, THE SUN MOVEMENT CANNOT BE CALLED A MULTI-STAKEHOLDER APPROACH.

“ NUTRITION IS AN INVESTMENT IN OUR COLLECTIVE FUTURE, IN THE POTENTIAL OF INDIVIDUALS, COMMUNITIES AND NATIONS.

– Melinda Gates, co-chair of the Bill & Melinda Gates Foundation



The SUN Donor Network (SDN) seeks to ensure political commitment for nutrition and embrace the SUN Movement approach as an invaluable global movement. It advocates for country access to more and better financing for nutrition, at all levels. Further to increasing accountability and measuring progress in mobilising resources, the SDN is committed to continue tracking donor spending on nutrition. The SDN strives for better coordination and transparency of approaches to nutrition in support of countries and alignment with national nutrition plans. The SDN brings together global development partners in nutrition, including bilateral donors, foundations

and development banks, in support of SUN Countries to develop and implement their own approach to scaling up nutrition.

Progress at a glance

- In a bid to increase, harmonise and align development partners' support for government-led nutrition plans, 36 countries have an appointed donor convener – up from 28 in 2015-2016; There are SUN Donor Networks in 24 SUN Countries. 45 MSPs work with donors in 2016-2017;
- The Network has developed and provided high-level strategic messaging about the importance of nutrition;
- In the reporting period, the SDN has reviewed these structures at the country level and strives to increase learning and capacity strengthening – to promote multi-sectoral country efforts to end malnutrition;
- Identifying and filling data gaps has been a priority. A mapping of global nutrition data and accountability initiatives to support the understanding of data priorities has been implemented and shared with countries. Based on this, an assessment of SUN Country data priorities has been conducted and continues. A variety of global programmes, funded by several donors to strengthen the capacity to generate, analyse and use data at the country level, are yielding results;
- Overviews of available donor initiatives, programmes and funding sources have been collected, compiled and shared with SUN Countries, also looking at available funding mechanisms and sources to SUN Countries, enabling countries to access those funds at the national level;
- The SUN Movement support structure has been strengthened through financial support including the development and design of the new 'pooled fund' in support of Civil Society Alliances in SUN Countries.

“ THE MULTI-PARTNERSHIP, MULTI-STAKEHOLDER APPROACH IS WHAT IS NEEDED BECAUSE WE CAN'T PRETEND THAT WE ARE CAPABLE, WE KNOW AND WE CAN MANAGE TO DO EVERYTHING ALONE IN TERMS OF FINANCING [AND] MANAGING [NUTRITION] PROJECTS.

– Neven Mimica, European Commissioner for International Cooperation and Development and SUN Movement Lead Group Member

2017-2018 priorities


IN 2017-2018, THE SDN WILL SUPPORT RESOURCE MOBILISATION FOR NUTRITION GLOBALLY AND AMPLIFY THIS SUPPORT AT THE COUNTRY LEVEL, WHILST IDENTIFYING OPPORTUNITIES FOR NEW NUTRITION COMMITMENTS AND BREAKING THEM DOWN TO COUNTRIES.

- Firming up coordination and delivery at the country level, through improved harmonisation of donor approaches to nutrition and alignment with nutrition strategies and CRFs;
- Strengthening the role of donor conveners and support systems, building further on the existing review of structures and responsibilities;
- Improving coordination mechanisms and structures among donors and with other SUN structures, by strengthening capacities, at national and regional levels;
- Supporting resource mobilisation for nutrition globally, and amplify this support at the country level, whilst identifying opportunities for new nutrition commitments and breaking them down to countries;
- Improving the understanding and transparency of multilateral and bilateral funding sources to improve accessibility for countries. The SDN aims at supporting a more effective governance structure;
- Strengthening the SDN's communication and knowledge management, in particular on nutrition policy and strategy developments, investments, research and donor approaches as well as building on good practices in nutrition-sensitive programming as well as where donor harmonisation and alignment has contributed to scaling up nutrition;
- The SDN will also continue to strengthen coordination around global events and processes.



“ WHAT WE SEE ACROSS THE UN SYSTEM IS HOW WE WORK MORE AND BETTER ACROSS AGENCIES AND GROUPS. THE MINDSET HAS CHANGED OVER PAST DECADES. NOW WE THINK ABOUT COLLABORATING MORE EFFECTIVELY.

– David Beasley, Executive Director of the World Food Programme and SUN Movement Lead Group member



The UN Network for SUN (UNN), provides an entry point in which United Nations entities engage in a harmonised and coordinated manner with the SUN Movement – to help countries attain nutrition targets and achieve the SDGs. Formally established in 2013 by the principals of five UN agencies working in nutrition – FAO, IFAD, UNICEF, WFP, and WHO – the UN Network helps bring convergence to national multi-sectoral nutrition efforts by harnessing UN agencies’ functional and technical expertise. At the country level, membership increasingly includes additional UN agencies.

Progress at a glance

- At the country level, membership increasingly includes additional UN agencies, and, in December 2017, all SUN Countries had UN Networks. 42 countries – five more than in 2015-2016 – have appointed UN Network Chairs. REACH (Renewed Efforts Against Child Hunger and Undernutrition) was engaged in 17 SUN countries in 2016-2017, and continues to be a service, provided through the UN Network, in response to country demand to bring momentum to and build capacity for multi-sectoral nutrition governance processes;⁷⁰
- In 2016-2017, the United Nations has taken vast strides to call attention to nutrition, starting with the proclamation of the UN Decade of Action on Nutrition 2016-2025.⁷¹ In January 2017, its work programme was launched, following the proclamation of this Decade in April 2016. Since then, Norway has become the first country to establish an action network, whilst Ecuador and Brazil have been the first countries to pledge their ambitious commitments;
- The reporting period has also seen other strategic global developments, such as the formulation of the UN Network for SUN Strategy (2016-2020) – developed in tandem with the SUN Strategy and Roadmap 2.0 – which provides a guiding framework for UN Network activity in the second phase of the SUN Movement;
- The Network has SUN supported countries set and/or review national SMART (specific, measurable, achievable, relevant and timebound) nutrition targets and other follow-up actions, as per the Second International Conference on Nutrition (ICUN2);
- The regional Asia UN Network for SUN was set up in 2016-2017, in addition to capacity development support with Regional Economic Commissions.
- The UN Network has also developed resources to support work at the country level and to better understand how the UN Network is performing. These include: A Compendium of Actions for Nutrition; the UN Network Capacity Assessment Guidance Package for Nutrition; the Checklist of criteria to guide the formulation of ‘good’ quality nutrition plans (jointly facilitated with the SMS); and the UNN Reporting Exercise tool.⁷²

⁷⁰ As at 30 April 2017, REACH was operational in eleven countries, namely: Burkina Faso; Burundi; Chad; Haiti; Lesotho; Mali; Myanmar; Senegal; Sierra Leone; Tanzania; and Zimbabwe. It has provided support to other countries in the past, including: Bangladesh; Ethiopia; Ghana; Guinea; Lao PDR; Mauritania; Mozambique; Nepal; Niger; Rwanda and Uganda

⁷¹ Resolution [A/RES/70/259](#) (1 April 2016).

⁷² 47 country UN Networks took part in the UN Network Reporting Exercise, which covered the period from 1 January to 31 December 2016. While countries responded to a standardised questionnaire, they provided different levels of detail in their qualitative responses. It is therefore possible that other countries have made similar achievements, which were not captured in their UNN Reporting responses

Table 4. Summary achievements of the UN Network at the country level

Achievements	No. of countries
UN Nutrition Inventory	18
UN Nutrition Strategy/Agenda	10
Support with establishment/functioning of other SUN Networks	3
Academic Network	5
Business Network	5
Civil Society Network	3
Establishment/strengthening multi-sectoral nutrition coordination mechanisms	43
Development/updating nutrition policies/ strategies/plans/programmes (incl. costing)	43
Integration of nutrition into joint UN frameworks	30
UN Joint Programmes	28
Advocacy	
Targeting parliamentarians	17
Targeting the media	16
Engaging champions	5
High-level political events or sensitisation of the media	5

2017-2018 priorities

- Enhancing the functionality and cohesion of UN Networks in all SUN Countries;
- Mobilising the UN Network at all levels to support national SUN efforts and priorities in an effective manner;
- Leveraging investments and innovation and availing expertise to SUN countries to strengthen the scale-up of nutrition actions and nutrition governance processes;
- Strengthening mutual accountability for nutrition by tracking UN collective efforts in support of national nutrition priorities.

3.2 THE SUN MOVEMENT SECRETARIAT

The SUN Movement Secretariat (SMS) supports the implementation of the SUN Movement Strategy and Roadmap, launched in September 2016. It does this by liaising with SUN Government Focal Points and SUN networks, and ensures Movement-wide dialogue and conversations, in the name of continual improvement. The Secretariat enables access to technical assistance and tailored support to SUN Countries, as per the Movement's principles of engagement. The annual Joint-Assessment exercise can be seen as a flagship process guided by the Secretariat, which also lends its hand in support to the SUN Movement Executive Committee and Lead Group.

Today, 17 SUN Countries – or a little less than a third – have a humanitarian appeal. In 2016-2017, the Secretariat stepped up work to bridge the humanitarian-development nexus divide by turning the spotlight on ensuring nutrition results in a time of fragility, climate shocks and conflict – to build resilience and stable families, communities and countries.

Driven by country demand, the Secretariat brings together the SUN Country Network quarterly, to discuss developments, bottlenecks and challenges, with a unique meeting held with SUN Countries in June to plan ahead and improve the offer of these gatherings. The Secretariat continued to connect countries with technical assistance as well as arrange key knowledge sharing opportunities – by bringing together 15 experts and nutrition knowledge providers to 'declutter' the nutrition research landscape in March 2017.

It has also facilitated face-to-face meetings of the SUN Networks and Executive Committee, arranged nutrition events during the High-Level Political Forum and the 72nd Session of the UN General Assembly, including the launch of the new SUN Movement Lead Group 2017 Engagement Plan. The development of the Monitoring, Evaluation, Accountability, and Learning (MEAL) framework for the Movement, has been a key development in the reporting period. The Secretariat is currently working towards bringing SUN Governmental Focal Points, heads of state, parliamentarians and champions, representatives of the Networks and the SUN Movement Lead Group and Executive Committee, to the 2017 SUN Movement Global Gathering (SUNGG) to be held 7-9 November – for the first time in a SUN Country – in Abidjan, Côte d'Ivoire.

The SUN Movement Secretariat is supported by the Bill & Melinda Gates Foundation, Canada, the European Union, France, Germany, Ireland, the Netherlands, the United Kingdom and the United States. Human resource capacity, reporting directly to the SUN Movement Director, has been made available by France and the World Food Programme. The activity plan and budget of the SUN Movement Secretariat supports the implementation of the revised SUN Movement Strategy and the priorities identified by SUN countries in the context of the SUN Movement Roadmap 2016-2020.



3.3 THE SUN MOVEMENT POOLED FUND

The SUN Movement Multi-Partner Trust Fund (MPTF) was established in March 2012 and closed in December 2016. It provided catalytic, last resort grants for the development and implementation of actions for scaling up nutrition. By the end of December 2016, the SUN Movement MPTF provided financial support to civil society actors in 24 SUN Countries across Africa, Asia and Latin America.

The evaluation of the SUN Movement MPTF concluded that funded projects made major contributions towards the strategic objectives of the SUN Movement (2012–2015) and that the MPTF has been effective in helping to catalyse and enhance engagement by various stakeholders in national nutrition processes. The evaluation also examined the need for a catalytic, last resort fund after 2016, by focusing on the areas requiring financial support to contribute to the implementation of the SUN Movement Strategy and Roadmap. A decision was taken on the need for a pooled fund in the second phase of the Movement to support catalytic actions by national stakeholders to scale-up nutrition.

In 2016, it was decided that the new fund will be “strengthening participation by in-country non-state stakeholders (civil society, private sector actors, academics, and journalists, among others) and parliamentarians in national multi-stakeholder platforms to implement scale up nutrition plans”. It was agreed that UNOPS will host this new pooled fund and it is expected that new grants will start implementation during the first quarter of 2018. Taking into account the level of funding available in the proposed pooled fund, the focus in the first call for proposals will be on SUN Civil Society Alliances. Other in-country non-state stakeholders (private sector actors, academics, and journalists, among others) and parliamentarians will be considered only if additional funding is made available to the pooled fund.



© UNICEF / Friedman-Rudovsky

3.5 THE SUN MOVEMENT EXECUTIVE COMMITTEE

The SUN Movement Executive Committee has, in 2016-2017, reinforced the accountability of the Movement. It acts on behalf of the SUN Movement Lead Group to develop and oversee the implementation of the strategy. In the reporting period, an ethical framework (including a code of conduct) has been signed by each Executive Committee member, which has been made publicly available and all decisions are also available to the public, via the SUN Movement website (www.scalingupnutrition.org).

Members of the SUN Movement Executive Committee include:

BAKER, Shawn (CHAIR)

Bill & Melinda Gates Foundation

KA, Abdoulaye (CO-CHAIR)

Cellule de lutte contre la Malnutrition Primature, Senegal

BLOEM, Martin

World Food Programme

BRANCA, Francesco

World Health Organization

DE MARQUEZ, Daysi

Consejo Nacional de Seguridad Alimentaria y Nutricional (CONASAN)

EDMONDSON, Jane

Department for International Development (DFID), Bangladesh

HADDAD, Lawrence

Global Alliance for Improved Nutrition (GAIN)

KINTU, Christine Guwatuddu

Office of the Prime Minister, Uganda

KOIRALA, Uma

Civil Society Alliance for Nutrition, Nepal (CSANN)

MIKINDO, Tumaini

Partnership for Nutrition in Tanzania (PANITA)

NEWSOME, Martha

Medical Teams International

PHIRI, Felix

Ministry of Health, Department of Nutrition, Zambia

SHAHEEN, Muhammad Aslam

Ministry of Planning, Development & Reform/Planning Commission of Pakistan

SHEKAR, Meera


World Bank

WIENTJES, Fokko

Royal DSM

KARIM, Moin

UNOPS *ex officio* member



3.6 THE SUN MOVEMENT LEAD GROUP

“ ALL MEMBERS OF THE LEAD GROUP WANT THE NARRATIVE TO BE SHARPER THAN EVER BEFORE. GOOD NUTRITION IS PROTECTION, IT HELPS PEOPLE WITHSTAND THREATS. YET, IT'S OFTEN WOMEN AND THE IMPOVERISHED WHO SUFFER THE MOST INJUSTICE.

– David Nabarro, Sustainable Development Goal Facilitator and SUN Movement Lead Group member

The SUN Movement Lead Group – comprising 28 leaders and changemakers who have pledged to position nutrition at the highest levels, provide inspiration and direction for the SUN Movement, and its mission in eradicating malnutrition. It has the overall responsibility for the Movement's progress towards achieving its strategic objectives, whilst preserving its unique character and core principles. Inaugurated in September 2016, its members act as high-level ambassadors and champions for the work of the Movement, advocating on specific issues relating to the strategy and roadmap to end malnutrition in all its forms.

In a bid to come together to discuss progress, the annual meeting of the Lead Group, entitled “Nourishing a Sustainable

Future”, and held on the margins of the 72nd Session of the United Nations General Assembly, saw the launch of an engagement plan – aimed to steer the course of country-level and global actions for these champions.

WHAT ARE THE STRATEGIC OBJECTIVES OF THE LEAD GROUP?


1. **Influence decision-makers and thought leaders** at country and global levels of the gains and gaps in nutrition and the importance of taking action;
2. **Energise the nutrition discussion** by publicly ‘banging the drum’ for nutrition in international and national forums;
3. **Highlight the SUN Movement's approach and role** by strengthening and supporting SUN Networks' efforts to end malnutrition;
4. **Support the Movement's cross-cutting objectives**, including working across sectors, building partnerships to transform nutrition, putting women and girls at the centre of all action, and leaving nobody behind.



Introducing the 2017 SUN Movement Lead Group



Akinwumi **ADESINA** (Nigeria), President, African Development Bank



Nahas **ANGULA** (Namibia), Chairperson, Namibian Alliance for Improved Nutrition



Tom **ARNOLD** (Ireland), Former SUN Movement Coordinator, Former CEO Concern Worldwide



David **BEASLEY** (USA), Executive Director, World Food Programme



Marie-Claude **BIBEAU** (Canada), Minister of International Development and La Francophonie



Ahmed Mushtaque Raza **CHOWDHURY** (Bangladesh), Vice Chair, BRAC




Martin **CHUNGONG** (Cameroon), Secretary General, Inter-Parliamentary Union



Chris **ELIAS** (USA), President, Global Development, Bill & Melinda Gates Foundation



Shenggen **FAN** (China), Director General, the International Food Policy Research Institute (IFPRI)



Rebeca **GRYNSPAN** (Costa Rica), Secretary General, Ibero-American General Secretariat



Keith **HANSEN** (USA), Vice President for Human Development, World Bank Group



HE Jakaya **KIKWETE** (Tanzania), Former President



Anthony **LAKE** (USA), Executive Director, UNICEF and Chair, SUN Movement Lead Group



Ibrahim **MAYAKI** (Niger), CEO, the New Partnership for Africa's Development (NEPAD)



Neven **MIMICA** (Croatia), Commissioner for International Cooperation & Development, European Commission



HE Jimmy **MORALES** (Guatemala), President



Monica Katebe **MUSONDA** (Zambia), Founder and CEO, Java Foods



David **NABARRO** (UK), Sustainable Development Facilitator



Sania **NISHTAR** (Pakistan), Founder and President, Heartfile Foundation



Priti **PATEL** (UK), Secretary of State for International Development



Joy **PHUMAPHI** (Botswana), Founder and Executive Secretary, African Leaders Malaria Alliance



Mary **ROBINSON** (Ireland), President, Mary Robinson Foundation - Climate Justice



Nina **SARDJUNANI** (Indonesia), Sustainable Development Goals National Secretariat, Bappenas



Feijke **SIJBESMA** (the Netherlands), CEO, Royal Dutch DSM



Dhananjayan "Danny" **SRISKANDARAJAH** (Sri Lanka), Secretary General, CIVICUS



Gunhild Anker **STORDALEN** (Norway), Founder/President, EAT Foundation



Helle **THORNING-SCHMIDT** (Denmark), CEO, Save the Children International



Gerda **VERBURG** (the Netherlands), Coordinator, the SUN Movement and Assistant UN Secretary-General



“WHAT HAVE WE ACHIEVED AS A MOVEMENT? WE HAVE RAISED THE IMPORTANCE OF THIS TYPE OF WORK. NUTRITION USED TO BE JUST FOR EXPERTS BUT NOW IT'S CLEARLY REACHED THE POLITICAL LEVEL. AND THIS [LEAD] GROUP HAS PLAYED A CLEAR ROLE IN THAT.”

– Helle Thorning-Schmidt, CEO of Save the Children International and member of the SUN Movement Lead Group

4

Making sure a world with no malnutrition is within reach

4.1 THE WAY FORWARD

By Gerda Verburg, Assistant Secretary-General of the UN and SUN Movement Coordinator

This report is intended for sharing, learning and ensuring accountability – all principles found at the heart of the Scaling Up Nutrition Movement. Agenda 2030 is a game changer for all. No longer can we kick “a can down the road” – business as usual just isn’t an option for any of us. Fighting malnutrition is no small task, as it requires a consolidated and coherent approach, with many stakeholders onboard. SUN Countries are figuring it out and learning from one another. Over the past year, I have been very impressed by how many SUN Governments, and beyond, are stepping up to implement Agenda 2030, its Sustainable Development Goals, and the Paris Climate Agreement. The motivation appears to be very much there. So are challenges.

For many, the year 2016-2017 can be looked back on as unforgettable – for better or worse. I believe this also rings true for the SUN Movement. Let me start by giving a snapshot of some ‘better’ moments from the past year. SUN Countries including Burkina Faso, Ethiopia, Mauritania, Myanmar, and Nigeria, have seen reductions in the number of their stunted girls and boys, proving that its eradication is within reach and that, with sustained efforts, malnutrition – in all forms – can be fought. Globally, although fewer girls and boys are stunted than before, more than 155 million children are still at risk of lifelong damage to their brains and bodies, which won’t be an easy task to redress. There is little time.





And there is no time like the present. Many SUN Countries believe that the environment in which they work today is better than it has ever been for ending malnutrition, which is a great start. What SUN Countries share is their commitment to deliver to those most in need, by establishing a set of common results and the frameworks needed to put these goals into action.

Advocacy to sustain political commitment towards nutrition has been scaled up this year. The 28 members of our Lead Group, representing political and social changemakers, have been flying the flag for better nutrition since they last came together at their inauguration in September 2016. The recently launched engagement plan will further ensure these moments, at the right time, and the right place, for maximum impact. This work will complement that of a record-breaking number of parliamentarians and champions who work in SUN Countries to fight malnutrition, once and for all. A handy toolkit on how to best engage these champions – as we hope more endeavour to be – will be launched at the same time as this report, during the 2017 Global Gathering of the SUN Movement in Abidjan, alongside the first-ever Scaling Up Nutrition Champion Awards. It is high time that these often un-sung sheroes and heroes are acknowledged and lauded.

At the core of the SUN Movement lies the belief that multi-sectoral and multi-stakeholder collaboration – at all levels – must be promoted and strengthened. This is in line with SDG 17's vision for strong partnerships and solidarity for sustainable development. In addition to a wider membership of multi-sectoral platforms in 2016-2017, gathering governmental branches, setting the same goals and ensuring adequate and tracked resources is within reach. The Movement's theory of change – with a vision to meet all SDGs – is built around the hypothesis that, together, with aligned nutrition implementation, we see better results than could have been achieved alone. If multiple stakeholders come together, in an enabling environment, actors subsequently change their behaviours and make sure no one is left behind – leading to more and SMARTer contributions and spending. Our Monitoring, Evaluation, Accountability, Learning (MEAL) system will help us gain knowledge, over time, how the countries that form the Movement are faring towards ensuring the environment and resources needed to scale up for nutrition. This report shows the power of knowing where we are, if we are on the right track, and where to focus our efforts.

The promise of equity, equality and non-discrimination – with women and girls at the centre, able to lead from where they stand – is a noble promise too good to break. Where women are empowered, there is less hunger. Whereas SUN Countries stand united in the belief of equity and equality, moving from lip service to action requires double effort, as it is dependent in social norms surrounding her. And this is where men come in – in all their roles, from fathers, husbands and partners to religious leaders, from teachers to CEOs – as champions of equality. This way, we know that no one will be left behind. Clearly, this is not the time to rest on our laurels.

4.2 THE ROAD AHEAD

“ FOR THE THINGS WE HAVE TO LEARN BEFORE WE CAN DO THEM, WE LEARN BY DOING THEM.

– Aristotle

By 2020, as stated in the SUN Movement Strategy and Roadmap, national plans to end malnutrition will be fit for the challenge. This is the Movement's ambition. To get there, in-country capabilities will be strengthened and reinforced – through building on what exists in countries and learning-by-doing.

To solve the malnutrition puzzle, for everyone, everywhere, countries, sectors and stakeholders

should focus efforts on: 1. continuously improving country planning and implementation, 2. mobilising, advocating and communicating for impact, 3. strengthening capacities at all levels, while 4. ensuring equity, equality and non-discrimination for all – with women and girls at the centre of actions. This will require coherent and consistent efforts, where divides are bridged.

To power progress for all, the SUN Movement will, in the period ahead, support country action towards the four agreed areas, as mentioned above, whilst addressing urgent and potentially irreversible risks to nutrition successes, including increases in hunger and food insecurity due to conflict and climate-related shocks, the drastically growing multiple burden of over and undernutrition, and the peril of leaving behind those needed to solve malnutrition, once and for all.

4.3 LOOKING TO 2018

The SUN Movement has demonstrated that immense energy is driving this collective push for nutrition results, reinforced by a growing recognition that we are all in this together, as we must be to achieve goals set. SUN Countries are leading by example, showing results, sharing what works to accelerate progress and learning from one another.

As the year 2018 will mark the mid-term period of the Strategy and Roadmap, this will be a critical time for assessing whether progress towards commonly set goals are on par, or if efforts need scaling up.

Moving forward, the SUN Lead Group has recommended several priorities for SUN Countries – to spur concrete nutrition results – for the year ahead.

1. Take a long-term approach to better nutrition in crises settings and in building resilience

1. **Strengthen leadership, political commitment and coherent action for improved nutrition**, across crises response and development plans – in line with the 2016 World Humanitarian Summit outcomes.
2. **Intensify the prioritisation of nutrition at all levels**, across all sectors, especially in humanitarian responses with a focus on stunting prevention.
3. **Collaborate with multiple stakeholders**. The private sector and civil society have important roles to play in the field of recovery, resilience-building, and early action focused on long term stability.
4. **Leave no one behind, especially adolescent girls**. SUN Countries should focus on ensuring progress for adolescent girls, in particular, and make sure that women have access to decision-making in crises settings to build resilience.

2. Domestic and external investment must increase rapidly, as nutrition is the maker and marker of the Sustainable Development Goals

1. **Scale up cost-effective actions which can be scaled up immediately**, as well as leveraging the contributions of multiple sectors.
2. **Make the investment case** with Ministers of Finance to increase domestic nutrition investments.
3. **Keep political attention high** in the offices of Presidents and Prime Ministers, which is also where the SUN Government Focal Point should be nested.
4. **Look towards innovative sources of finance**, such as private revenue and multilateral instruments such as the Global Financing Facility (GFF).

3. Build trust amongst stakeholders and leverage the immense potential of the private sector

1. **All stakeholders (businesses, civil society, donors, the UN) in the SUN Movement must live up to their commitments to implement national nutrition plans, and collaborate to address the multiple forms of malnutrition.** SUN stakeholders and networks should recommit to nutrition and be challenged on what they will do differently in light of the multiple burdens of malnutrition.
2. **Host critical, transparent and inclusive dialogue among stakeholders to build effective partnerships at all levels, to prevent and fight all forms of malnutrition – focused on measurable results.** The SUN Lead Group acknowledges the important contributions of the private sector and the need to build effective dialogue between business, government and civil society, to ensure a solid base of trust and collaboration.

4. Address inequalities amongst women, men, girls and boys

1. **With the knowledge that where women and girls are empowered, hunger and malnutrition will decline, SUN Countries need to scale up efforts that uphold equity, equality and non-discrimination**, in every aspect of life;
2. **SUN Countries also need to put more emphasis on ensuring progress for adolescent girls**, an essential group in the nutrition puzzle.

All stakeholders in the SUN Movement are building upon current successes with greater ambition for results and impact. This ambition is the unique quality that has made the SUN Movement a success to date. The ambition will ensure it remains country-led, inclusive, multi-stakeholder and multi-sectoral. As 2018 commences, it will be essential to **strengthen the narrative on nutrition; keep political attention focused on the issue; always focus on inequalities and those most at risk of being left behind**; and focus on tackling **the multiple burdens of malnutrition which threaten many SUN Movement countries, and beyond**. Through principled collaboration, the SUN Movement will continue its drive to ensure a world free from malnutrition, in all its forms.



© UNICEF / Luthi



5

SUN Country Profiles

This chapter provides an overview of progress toward achieving the SUN Movement's strategic objectives in 59 SUN Countries in 2016-2017. In 2017, a record-breaking 52 countries undertook the Joint-Assessment Exercise. They did this with the participation of the different constituencies reflected within their national SUN Movement platforms. These include participants from sectoral ministries and parts of government, as well as representatives of donor agencies, civil society organisations, UN agencies and businesses.

As part of this Joint-Assessment Exercise, stakeholders in countries were asked to score themselves individually and collectively against four processes which form the structure of the country profiles that follow in the coming pages. The SUN Movement Joint-Assessment Exercise is voluntary and provides an opportunity for stakeholders to reflect on progress in the past year and ensure efforts to defeat malnutrition are well-aligned and effective. It is anticipated that the Joint-Assessment process will help stakeholders to own and benefit from the monitoring of progress and to be mutually accountable for their collective actions.



Guide to the Country Profiles

The Country Profiles in this report aim to provide a snapshot of progress in SUN Countries and consist of five main elements depending on the information available for each country.


1. **The nutrition situation:** An overview of the country's current nutrition status in relation to the 2025 World Health Assembly targets for maternal, infant, and young child nutrition and the relevant targets for preventing and controlling non-communicable diseases.
2. **Institutional transformations:** A bar graph depiction of the percentage score agreed by in-country stakeholders on how they are progressing toward the SUN processes from each year that they have completed a Joint-Assessment exercise. The bar charts are accompanied by text describing progress in relation to each process.
3. **Priorities for 2017-2018:** A snapshot of the country priorities for the coming year as agreed by stakeholders during the countries Joint-Assessment exercise. For countries that did not complete a Joint-Assessment exercise, their profile depicts the nutrition situation and the scores from previous years where they have submitted the results of previous exercises. However, there is no narrative under each process or priorities for 2016-17 if content has not been submitted to the SUN Movement Secretariat.

For detailed information on the SUN Movement Monitoring Framework and analysis of the 2016 Joint-Assessment Exercise, please refer to Annex 2. All SUN Country Joint-Assessment Exercises can be found in full at > www.scalingupnutrition.org.

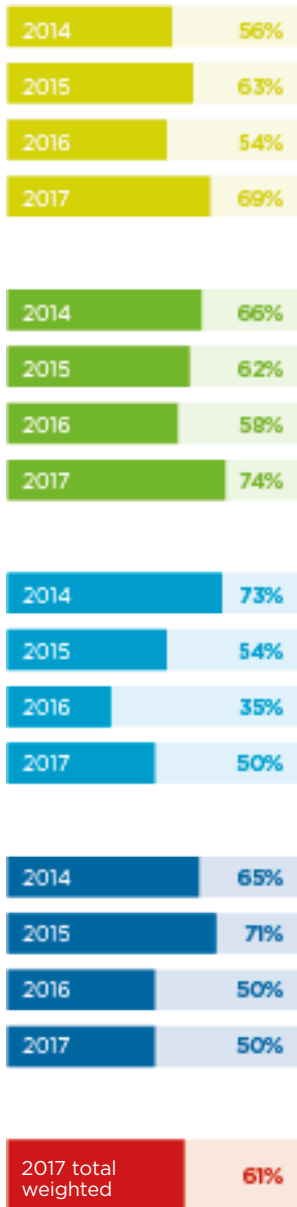


Joined: September 2010
Population: 161.20 million

Bangladesh



Institutional transformations in 2016-2017



Bringing people together into a shared space for action

The revised terms of reference for the Bangladesh National Nutrition Council (BNNC) secretariat have been included as part of the second National Plan of Action on Nutrition (NPAN2) 2016-2025, and is awaiting the Prime Minister's approval. The REACH partnership support in Bangladesh ended in 2016, with UN agencies (FAO, UNICEF, WHO, WFP, ILO) continuing to facilitate multi-sectoral

collaboration. The Civil Society Alliance for Scaling Up Nutrition, Bangladesh (CSA for SUN, BD) is developing an enhanced communication and advocacy workplan. The SUN Business Network (SBN) and SUN Network for Academia are currently being established, and a consultative drafting of terms of reference has thus commenced, with in-country convenors.

Ensuring a coherent policy and legal framework

The NPAN2 was developed with the active and full involvement of national, regional, and international stakeholders – during every step of this process. The plan has been endorsed by the Executive Committee of the BNNC. The results framework of the fourth health, population, and nutrition (HPN) sector programme (2017-2022) has been developed, whilst the reporting period has seen the national strategy for adolescent

health and a comprehensive social and behaviour change communication (SBCC) strategy for HPN approved. The second Country Investment Plan (CIP2) on nutrition-sensitive food systems is being developed, through a multi-sectoral process, in response to the commitment made in the seventh Five Year Plan and to enhance investments in priority nutrition-sensitive programmes.

Aligning actions around a common results framework

The current common results framework (CRF) is a matrix, as annexed in seventh Five Year Plan, and a dedicated framework for monitoring and evaluation (M&E), along with indicators and targets is described in the NPAN2. An inter-agency

M&E platform within the BNNC secretariat is envisaged, which will be responsible for tracking actions and results. The NPAN2 aims to create an enabling environment, where periodic reports of M&E activities are institutionalised.

Financing tracking and resource mobilisation

The NPAN2 has been costed, in light of priority interventions. Multi-year funding is accessible, as per the National Plan of Action for Nutrition. Domestic contributions towards nutrition have been increasing, tracked by the National Food Policy Plan of Action (NFP-PoA), the CIP monitoring report, and the budget

analysis exercise with the SUN Movement. The Government has included nutrition in its seventh Five Year Plan which facilitates long term planning. Under the mid-term budgetary framework, the Ministry of Finance provides resources for the forthcoming three years and more insight into the predictability of funding.

2017-2018 PRIORITIES

- Implement the NPAN2 (2016-2025) and monitor progress of the National Nutrition Policy 2015, through a coordinated '3M' (multi-stakeholder, multi-sectoral, multi-level) approach among different ministries and stakeholders;
- Mobilise resources – both domestic and external – to address the funding gap to fully implement the NPAN2;
- Facilitate a coordinated approach towards data collection through different surveys on cost-effectiveness and nutrition advocacy.

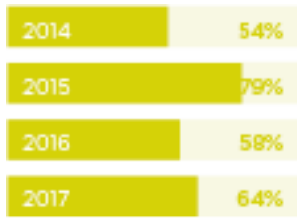


Joined: December 2011
Population: 10.58 million

Benin



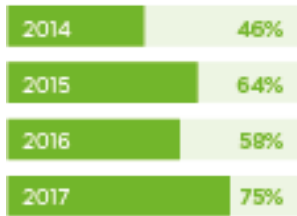
Institutional transformations in 2016-2017



Bringing people together into a shared space for action

The Food and Nutrition Council, the multi-sectoral and multi-stakeholder platform (MSP), has so far been decentralised to 21 of Benin's 77 communes. An institutional evaluation of this Council took place in November 2016. However, the MSP does not have an annual workplan. A multi-stakeholder group specialising in communication has been established and


other technical groups (gender, micronutrients, hygiene, etc.) are in the process of being set up. The civil society, donor and UN agency networks participate in implementing the platform's nutrition priorities. Commune-level consultation frameworks for nutrition are in place in 21 of Benin's 77 communes, each with performance indicators.



Ensuring a coherent policy and legal framework

Although there is no ongoing analysis of legislation, there are a number of provisions that protect nutrition (iodised salt, vitamin-enriched wheat flour) and agricultural and health policies take nutrition into account, particularly in the adolescent and youth health care strategy and the agricultural strategy. A national nutrition policy is currently being produced. The national protocol for treating acute malnutrition has been updated and a plan to promote breastfeeding has been launched. A cooperation agreement has

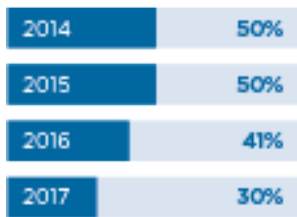
been signed between the Ministries of Health and Agriculture to implement interventions aimed at promoting good food and nutritional practices. A national communication strategy document for social and behavioural change has been validated, aimed at promoting nutrition. The Department for Food and Applied Nutrition (Ministry of Agriculture) and the Benin Food Safety Agency are responsible for ensuring that texts on food safety are applied although the guidelines are implemented.



Aligning actions around a common results framework

The 2016-2025 common results framework to combat chronic malnutrition was validated in 2016 but has not yet been costed. The Food and Nutrition Council is being extended to the commune level. For the moment, feedback of information is therefore being done on a sectoral level. The Food and Nutrition Council is

supporting the mainstreaming of nutrition into the third-generation commune-level development plans, with aligned contributions from donors and the UN. It should be noted that the strategic food and nutrition development plan will be updated.



Financing tracking and resource mobilisation

During the vote on the 2017 budget, parliamentarians ensured that funds were allocated to nutrition. The agriculture component of the Commune Development Support Fund (the main objective of

which is to provide infrastructure capable of supporting the development of agricultural activities) includes nutrition, in order to support actors in the value chains and encourage good production practices.



2017-2018 PRIORITIES

- Operationalise the common results framework at the commune level;
- Establish a joint operational monitoring and evaluation system for the common results framework, disseminate and publish implementation reports;
- Produce the national nutrition policy;
- Update the Strategic Food and Nutrition Development Plan, and provide a cost estimate;
- Establish a network of parliamentarians on nutrition;
- Begin work on an analysis of the annual funding for all nutrition stakeholders.



Joined: April 2015
Population: 2.21 million

Botswana



Institutional transformations in 2016-2017

Not available for 2014*

Not available for 2015*

2016 **32%**

Not available for 2017*

Bringing people together into a shared space for action

Not available for 2014*

Not available for 2015*

2016 **55%**

Not available for 2017*

Ensuring a coherent policy and legal framework

Not available for 2014*

Not available for 2015*

2016 **52%**

Not available for 2017*

Aligning actions around a common results framework

Not available for 2014*

Not available for 2015*

2016 **61%**

Not available for 2017*

Financing tracking and resource mobilisation

2017 total weighted

—

2017-2018 PRIORITIES

- Further engage with the Ministries of Education (both Basic and Tertiary, Research, Science & Technology); Water and Sanitation, Environment and Natural Resources, as well as the Ministry of Trade and Industry;
- Better involve technical and financial partners in nutrition, including FAO, IFAD, UNICEF, WHO, WFP and the EU;
- Identify nutrition focal points in the different sectors/ministries, as well as a (high-level) nutrition champion.



Joined: June 2011
Population: 18.11 million

Burkina Faso



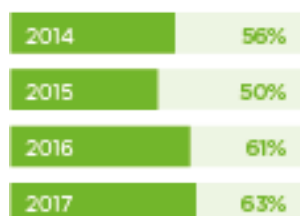
Institutional transformations in 2016-2017



Bringing people together into a shared space for action

The multi-sectoral platform for nutrition (MSP) and the National Council for Dialogue on Nutrition (CNCN) of the Ministry of Health, meets twice a year. The United Nations, civil society (RESONUT), private sector and parliamentarian (REPASEN) networks are fully active and have appointed coordinators while the university and donor networks are being established. Although there are regional consultation frameworks along the lines

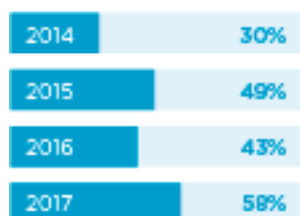
of the CNCN, they are not fully operational, contributing only marginally nutrition-sensitive sectors. To improve this, institutional anchoring and accountability mechanisms must be improved. Advocacy has been undertaken with regional authorities to encourage mainstreaming nutrition into commune-level development plans. Artists have created songs to spread the word about nutrition.



Ensuring a coherent policy and legal framework

As the revised national nutrition policy was validated in 2016 and the strategic sectoral plans and policies that contribute to nutrition and the mainstreaming of nutrition into sectoral policies were examined (rural sector development, health development, food security and education), no noteworthy changes in legislation have been seen. Major

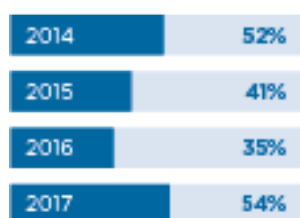
gains have included the integration of nutrition as an essential component of human capital in the 2016-2020 National Social and Economic Development Plan (PNDES) and the validation of a communication, advocacy and social mobilisation strategy for nutrition in April 2017, in addition to which advocacy for a law on breast-milk substitutes is being pursued.



Aligning actions around a common results framework

The mapping of nutrition stakeholders and actions has enabled the multi-sectoral strategic plan for nutrition to be produced, including a common results framework, a monitoring and evaluation system, and budget estimate. Approved in May 2017, these documents are now being adopted politically. A multi-sectoral communication plan for nutrition

has been prepared. While the common results framework interventions have been established, annual and sectoral workplans containing measurable targets must be developed, alongside a multi-sectoral information platform on nutrition. This is being established to ensure efficient implementation of actions.



Financing tracking and resource mobilisation

Two studies on nutrition budget allocations of the State's technical and financial partners were conducted in September 2016, revealing an increase in national resources devoted to nutrition: purchases of nutrition supplies by the Ministry of Health came to approximately USD 1.8 million (1 billion francs CFA) and

supplementary funds could be allocated in the context of PNDES implementation. Advocacy for increased resources is continuing through the creation of a specific budget line. To mobilise resources, a partners' conference is planned for the end of 2017 with the aim of financing the 2016-2020 multi-sectoral strategic plan.




2017-2018 PRIORITIES

- Support capacity-development of nutrition-sensitive individuals and organisations to improve their commitment and contribution;
- Improve the information platform for better data gathering and analysis.



Joined: February 2013
Population: 10.20 million

Burundi



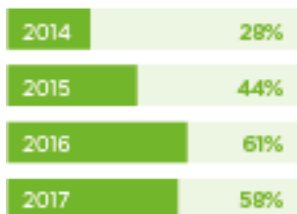
Institutional transformations in 2016-2017



Bringing people together into a shared space for action

The multi-sectoral food and nutritional security platform (MSP), institutionalised by decree in 2014, brings together stakeholders in a high-level steering committee and 10 technical work groups - coordinated by the Deputy Head of Cabinet of the Second Vice-President, supported by a secretariat. The political landscape has complicated the working of this system since 2015. Efforts have focused on engaging new sectors (environment, finance and social welfare) on updating members of the technical work groups

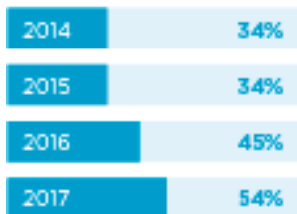
and on re-energising these. Decentralised platforms have been established in four provinces. The United Nations, donors and civil society networks are in place, this latter being decentralised in some communes. Certain donors have suspended their assistance, including the European Union. Links have strengthened with the global networks. Parliamentarians have mobilised: their network is established, however, still needs to be officially launched.



Ensuring a coherent policy and legal framework

Nutrition is taken into account within strategic policy documents, sectoral plans and policies, including the National Agricultural Investment Plan, the National Social Protection Policy (2011) and the National Health Policy (2016-2025); these frameworks are poorly publicised.

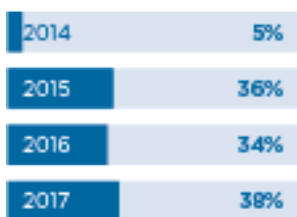
Legislation on maternity leave needs to be revised. This year, in response to the severe drought, the UN and civil society platforms drafted a humanitarian intervention plan for nutrition contributing to actions aimed at averting a nutritional emergency.



Aligning actions around a common results framework

The 2014-2017 Strategic Multi-Sectoral Plan for Food and Nutritional Security (PSMSAN) acts as a national reference framework but it has no common results framework nor monitoring and evaluation framework. The cost estimate needs updating. The lack of these elements makes the alignment of stakeholders difficult, and annual and sectoral plans are not in line with the PSMSAN. The Ministries of Agriculture and Health

implemented a pilot project in Ngozi Province, with support from the UN and funding from Swiss cooperation. The steering committee conducted a joint annual review resulting in an extension of the PSMSAN to 2018. It is acknowledged that the PSMSAN must be evaluated and a new plan produced. A mapping of stakeholders and actions is underway to enable guidance for this process.



Financing tracking and resource mobilisation

Resource mobilisation is hindered by the lack of a cost estimate for the PSMSAN, and the country's political landscape has seen a decline in funding for nutrition and an outflow of external partner funds. Over the past two years, Burundi has been

tracking public allocations and budgetary implementation for nutrition, however, there is a need for better dissemination of results. A decline in allocations was noted in comparison to April 2015-April 2016. No estimate of external funding is available.




2017-2018 PRIORITIES

- Extend the 2014-2017 PSMSAN to cover 2018 and produce a common results framework;
- Complete the PSMSAN cost estimate;
- Produce a communication, advocacy and resource mobilisation strategy for nutrition;
- Undertake mapping of actors and actions in food and nutrition security;
- Produce a roadmap for the UN network.



Joined: June 2014
Population: 15.52 million

Cambodia



Institutional transformations in 2016-2017

Not available for 2014*

Not available for 2015*

2016 59%

2017 75%

Not available for 2014*

Not available for 2015*

2016 58%

2017 66%

Not available for 2014*

Not available for 2015*

2016 48%

2017 59%

Not available for 2014*

Not available for 2015*

2016 33%

2017 45%

2017 total weighted 61%

Bringing people together into a shared space for action

In 2017, the Council for Agricultural and Rural Development (CARD) established a working group on WASH and nutrition, ensuring the convergence between the two sectors. The SUN Civil Society Alliance (CSA) Cambodia, led by an interim Executive Committee (EC) – comprising Helen Keller International, Plan International, World Vision International, Action Against Hunger and Save the Children – has concluded its interim mandate,

and a new committee will be elected in mid-2017. UN agencies are rallying behind national nutrition priorities. However, the UN Network has not been formalised and the Business Network has not been established. The decentralisation of multi-sectoral efforts is supported by key donors. The visit of the SUN Movement Coordinator to Cambodia proved helpful in triggering a strategic dialogue amongst stakeholders.

Ensuring a coherent policy and legal framework

CARD is conducting a mid-term review of the National Strategy for Food Security and Nutrition (NSFSN) to look at progress made from 2014 to 2016 and to set short and medium-term priorities (for 2019-2023). In 2017, FAO launched a report on gender and the right to food, whilst the WFP completed research on adolescent nutrition, with a particular focus on

girls. The national social protection policy framework is in place (signed in March 2017), and incorporates cash transfers to support the 1,000-day window (i.e. pregnant and lactating women and children under two years), in addition to school meals for pre-school and primary school children. Nutrition is integrated into the school health policy.

Aligning actions around a common results framework

The review of the NSFSN will be used to prioritise key interventions and policies. Nutrition-relevant policies include: the Fast Track Roadmap for Improving Nutrition 2014-2020, the National Plan of Action for the Zero Hunger Challenge, the Ministry of Rural Development (MRD) Action Plan for Rural WASH 2014-2018, the Ministry of Health Baby Friendly

Hospital Initiative (BFHI), and the Agricultural Sector Strategic Development Plan. The Ministry of Health has disseminated the 3rd annual national nutrition report highlighting achievements in 2016. The MRD has completed the first-ever mapping of WASH partners. The new joint monitoring indicator framework for 2016-18 has been approved.

Financing tracking and resource mobilisation

The Ministry of Economy and Finance has allocated budget lines for nutrition. Nutrition-related activities and their expenditures are reported in the Ministry of Health Annual Progress Report for 2016. SUN CSA has finalised a financial manual, detailing the financial policies and procedures to ensure transparent tracking of

allocations and expenditures. In 2016, a total of USD 14.7 million has been spent on nutrition by 16 UN and civil society partners. Within this amount, USD 5.9 million is focused on fortified rice as part of the school feeding programme targeting pre-school and primary school children.

2017-2018 PRIORITIES

- Engaging the private sector to kick-start the SUN Business Network;
- Increasing nutrition financing commitments from the Government and ensuring longer-term programming from development partners;
- Enforcing regulations for food fortification, including market surveillance and awareness-raising for the private sector.

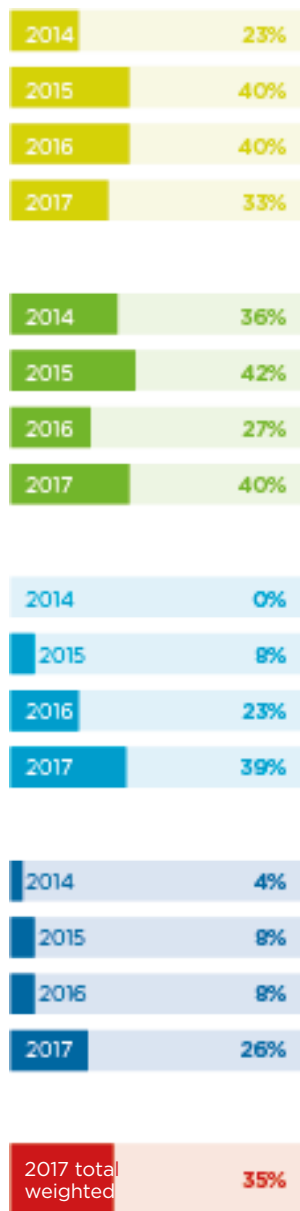


Joined: February 2013
Population: 22.83 million

Cameroon



Institutional transformations in 2016-2017



Bringing people together into a shared space for action

The Inter-ministerial Committee to Combat Malnutrition, established within the Office of the Prime Minister, has continued its work. A food and nutrition guide has been produced and validated. The multi-sectoral and multi-stakeholder platform (MSP) that brings the different SUN networks together needs re-energising, to strengthen the current mechanism and mitigate the absence of certain sectors in

monthly meetings. This would also enable the four working groups formed in the regions most affected by malnutrition to be strengthened. The civil society, donor and UN networks have been established while the private sector network is in the process of being formalised. The parliamentary network to combat malnutrition would be more effective if it had a more detailed road map.

Ensuring a coherent policy and legal framework

The nutrition policy has been revised to ensure it is in line with new evidence that stresses the need for a multi-sectoral approach and the scaling up of cost-effective interventions to speed up the reduction of malnutrition. The nutrition situation analysis and legal framework were updated prior to developing the common results framework and operational plan

for policy implementation. Tracking missions are conducted to ensure the implementation of food fortification and the International Code of Marketing of Breast-milk Substitutes. Parliamentarians are challenging the Government at all parliamentary sessions to make nutrition a national priority.

Aligning actions around a common results framework

UNICEF's support to the development of the common results framework (CRF) commenced in May 2016 on the basis of the new multi-sectoral food and nutrition policy, with the involvement of all nutrition stakeholders. The areas of intervention selected within this CRF enabled the development of a multi-sectoral operational plan. These documents will

be submitted for the approval of the Inter-Ministerial Committee by the end of 2017. A national workshop was organised in June 2017, to evaluate and strengthen the capacity of plan implementers this plan nationally. Once these instruments have been adopted, there will be more concrete and efficient policy and planning coordination between ministries.

Financing tracking and resource mobilisation

The CRF will be costed by the end of 2017 and the recruitment of a consultant for this work is currently underway. The Ministry of Health allocates specific funds to nutrition and advocacy work is continuing within Parliament for a specific budget line to be established

in 2018. The World Bank has agreed to finance a health programme that includes nutrition activities and the finalisation of the programme's operational plan, which sets out the mechanisms for resource mobilisation, will enable donors to align resources.

2017-2018 PRIORITIES

- Validate the CRF and monitoring and evaluation framework;
- Validate the operational multi-sectoral nutrition plan, costed nationally and sub-nationally;
- Implement financial tracking of nutrition at national and sub-national levels;
- Produce a solid national investment portfolio to reinforce advocacy for nutrition with donors;
- Develop the capacities of key actors, including members of the MSP;
- Revive SUN networks, establish platforms for academia and the private sector.



Joined: February 2017
Population: 4.55 million

Central African Republic



Institutional transformations in 2016-2017

Not available for 2014*

Not available for 2015*

Not available for 2016*

Not available for 2017*

Bringing people together into a shared space for action

Not available for 2014*

Not available for 2015*

Not available for 2016*

Not available for 2017*

Ensuring a coherent policy and legal framework

Not available for 2014*

Not available for 2015*

Not available for 2016*

Not available for 2017*

Aligning actions around a common results framework

Not available for 2014*

Not available for 2015*

Not available for 2016*

Not available for 2017*

Financing tracking and resource mobilisation

2017 total weighted

-

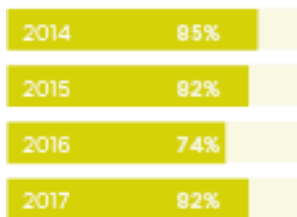


Joined: May 2013
Population: 14.01 million

Chad



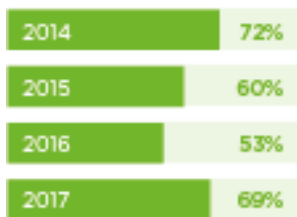
Institutional transformations in 2016-2017



Bringing people together into a shared space for action

The National Food and Nutrition Council (CNNA), an inter-ministerial platform created in 2014, is not yet functioning but is expected to hold its first meeting in 2017. The CNNA's (multi-stakeholder) technical committee holds monthly meetings convened by the Ministry of Health's Nutrition Director. Five regional food and nutrition committees have been created as part of a pilot scheme in 2016-2017. This year, a new private sector network has been created in addition to the seven

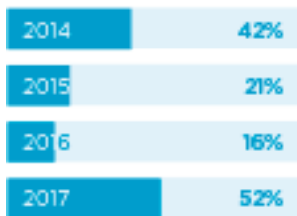
existing networks (including journalists, champions and academics), and there are plans for a dedicated network on fortification. A joint action plan for these networks has been developed in 2017, based on their respective workplans. The Members of Parliament network benefited from a peer awareness-raising day in December 2016, and network members spoke to the public during a tour in January 2017. The champions' network has ensured training for journalists on nutrition.



Ensuring a coherent policy and legal framework

A number of laws have been drafted, technically approved and/or adopted, but some problems with the application and operationalisation of these laws are found. Technical reviews are currently under way to determine how nutrition is incorporated into sectoral strategies. The Infant and Young Child Feeding Strategy has been finalised, and approved in 2017. Members of Parliament are actively

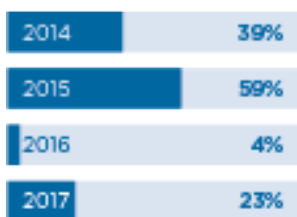
lobbying for the adoption of the Code of Marketing of Breast-milk Substitutes. The minimum package of activities offered at health centres is currently being revised to include nutrition indicators. Finally, the National Food and Nutrition Crisis Response Plan has been approved, and the Disaster Risk Reduction Plan (including nutrition) is currently going through the approval process.



Aligning actions around a common results framework

The Inter-Sectoral Food and Nutrition Action Plan (PAINA) has been finalised, costed and approved since 2016. The CNNA is expected to adopt a plan, and to develop a common results framework (CRF) with targets. However, the United Nations, technical and financial partners and NGOs all align with the government's objectives.

Several mapping exercises (nutrition cluster, civil society) have been launched to provide a comprehensive overview of interventions across all stakeholders. There is a harmonised annual framework, which indicates those areas that are vulnerable to food and nutrition security risks. Finally, two major fortification projects have been launched.



Financing tracking and resource mobilisation

A funding gap analysis was performed prior to production of the PAINA budget. However, nutrition funding data is not managed centrally and the estimates have not been updated. Donors have been unable to disburse their pledged funding because the PAINA has yet to be adopted. The champions', civil society and REACH networks have joined forces to advocate

for more nutrition funding from Members of Parliament and the Ministry of Finance. The results of the Cost of Hunger study were published in late 2016 and widely disseminated. Thanks to the platform's work, nutrition was included in the emergency response and health themes at the Chad donor roundtable event, held in Paris in September 2017.



2017-2018 PRIORITIES

- Complete and adopt the Integrated Implementation Plan;
- Create the CRF, along with a monitoring and evaluation plan;
- Operationalise the CNNA.



Joined: December 2013
Population: 0.78 million

Comoros



Institutional transformations in 2016-2017

Not available for 2014*

Not available for 2015*

Not available for 2016*

2017 **21%**

Not available for 2014*

Not available for 2015*

Not available for 2016*

2017 **22%**

Not available for 2014*

Not available for 2015*

Not available for 2016*

2017 **3%**

Not available for 2014*

Not available for 2015*

Not available for 2016*

2017 **2%**

2017 total weighted **12%**

Bringing people together into a shared space for action

A temporary multi-sectoral committee has been established, pending creation of the formal structure provided for in the draft decree submitted to the Government in 2014 (which is currently being revised for re-submission). The temporary committee is chaired by the Ministry of Health Family Health Department (DSF) and its membership includes representatives of the Ministry of Production, the Ministry of Education, and the Ministry of the Economy and Trade. In line with the DSF's workplan, the committee holds

meetings to draft documents and advocate with the authorities. Each island has a nutrition focal point, who coordinates local health department activities. Some non-governmental organisations (NGOs) and other organisations attend nutrition-related meetings. In February 2017, a meeting was held to discuss the creation of a multi-sectoral platform involving civil society and coordinated by the Comoros Consumers' Federation (FCC). A Parliament focal point has been appointed.

Ensuring a coherent policy and legal framework

The national multi-sectoral food and nutrition policy is currently being revised, in conjunction with other sectors (gender equality, social welfare, agriculture, water and sanitation). There is already a community nutrition communication strategy, and work on an infant and young child feeding strategy is currently ongoing. The amended food bill has been submitted to Parliament. Advocacy ongoing to

revise the draft decree on creation of the platform, and to ensure that nutrition is included in key policies (such as the national health policy, Strategy for Accelerated Growth and Sustainable Development, Five-year Investment Plan). On the legislative front, the country has yet to operationalise the Code of Marketing of Breast-milk Substitutes.

Aligning actions around a common results framework

Most of the activities relating to a common results framework are yet to be

implemented as the platform is yet to be established.

Financing tracking and resource mobilisation

The DSF has provided estimated costings for activities contained in the annual workplan. Each partner has an overview of its allocated funding. There has been

no financial feasibility assessment for national plans to implement nutrition improvement activities.

2017-2018 PRIORITIES

- Sign the decree to establish the multi-sectoral platform (MSP);
- Produce the platform's annual workplan;
- Map nutrition stakeholders and interventions;
- Mobilise financial resources for nutrition.



Joined: October 2013
Population: 4.7 million

Congo



Institutional transformations in 2016-2017

Not available for 2014*



Not available for 2014*



Not available for 2014*



Not available for 2014*



Bringing people together into a shared space for action

On 11 April 2017, a national ad-hoc committee to combat malnutrition was established centrally, by memorandum, while awaiting a revision of the decree establishing a National Council to Combat Malnutrition (CNLM). The new committee groups together nutrition focal points identified within the Presidency, the Office of the Prime Minister, the Senate and National Assembly, sectoral ministries and UN agencies. It is coordinated by the

SUN focal point, the Minister and Secretary-General of the Presidency. It will be possible to incorporate the multi-stakeholder platform that exists within the context of the food and nutritional security component of the United Nations Development Assistance Framework into this committee. Additionally, improved participation of the private sector, civil society and donors will not begin until after the CNLM has been established.

Ensuring a coherent policy and legal framework

There are pro-nutrition legislation and sectoral strategies, however, these are not always followed up with the implementing regulations or the publicity necessary for them to be effective. There will be further analysis of existing legislation in 2017, through a diagnostic study of the national

nutrition situation. The Brazzaville Declaration and its roadmap were adopted by Central African states in November 2016, during a sub-regional workshop (organised jointly by the Congo and UNICEF) on repositioning nutrition as a factor of development in Central Africa.

Aligning actions around a common results framework

The Strategic Framework to Combat Malnutrition by 2025, along with its 2016-2018 operational plan (which also has a monitoring and evaluation framework), was validated in 2016. Some activities are already being implemented but the start-up difficulties encountered by other programmes can be explained by the delayed start-up of CNLM activities. An evaluation of plan implementation is

scheduled for 2017, to assess the situation and form a three-year roadmap. An online portal documenting UN support to the SUN Movement was launched in 2017; an information system for gathering and analysing nutrition data needs to be put in place promptly, as this will enable support for plan implementation and stakeholder alignment.

Financing tracking and resource mobilisation

Estimated costings for the 2016-2018 operational plan are in place but have not been followed up with a strategy for mobilising the necessary resources. There is ongoing advocacy work aimed at increasing the nutrition budgets of

the sectoral ministries, based largely on the results of a workshop to examine the level of mainstreaming of nutrition into the State budget. This workshop commenced on 7 July 2016 (using the SUN methodology).

2017-2018 PRIORITIES

- Validate the national policy to combat malnutrition;
- Carry out a diagnosis of the nutrition situation;
- Create a human resources capacity development plan for nutrition;
- Organise a workshop to evaluate operational plan implementation and to produce a roadmap;
- Revise the draft decree establishing the National Council to Combat Malnutrition;
- Produce resource mobilisation strategies and organise a donor roundtable;
- Establish a monitoring and evaluation system for nutrition;
- Organise a nutrition awareness day, with the private sector.



Joined: March 2014
Population: 4.81 million

Costa Rica



Institutional transformations in 2016-2017

Not available for 2014*



Bringing people together into a shared space for action

The UN Network for SUN has been in place since early 2017, comprising the Pan-American Health Organization, FAO, and the UN Coordinator's Office. The joint workplan of the UN agencies and the Government gives priority to identifying additional actors and overcoming difficulties encountered, by including actors such as UNICEF.

Joint terms of reference have been agreed upon, and 10 meetings have been held. A roundtable is now being organised to fine-tune nutrition-related decisions and objectives, and the work will be decentralised. The appointment of the SUN focal point has been endorsed, as appointed by the previous Health Minister in 2014.

Not available for 2014*



Ensuring a coherent policy and legal framework

The Planning Ministry approved the creation of a Department for Nutrition and Sport, nested in the Ministry of Health, greatly strengthening nutrition governance. The Ministry of Health promotes compliance with the legal and regulatory framework for nutrition, with regards breastfeeding and the improvement of micronutrient-rich foods. A draft bill of on the right to food has been promoted,

spearheaded by the University of Costa Rica and with the involvement of the Ministries of Health, Public Education, Agriculture and Livestock Farming, the National Women's Institute, community-based organisations, academia, parliamentarians, and the UN, among others. This law has so far gained the support of more than 50 per cent of parliamentarians, and is hoped to be discussed in the Legislative Assembly.

Not available for 2014*



Aligning actions around a common results framework

The first weight and height census among schoolchildren revealed that an alarming 34 per cent of children were overweight or obese in 2016. The Ministry of Health is developing a National Child and Adolescent Obesity Prevention, Plan with the active involvement of SUN members. The census also justified the implementation of local obesity-prevention projects among schoolchildren and the continuation of preventive nutrition services with

the National Directorate of Education and Nutrition Centers and Children's Centers for Comprehensive Care. The Plan complements the 2015-2018 National Development Plan and the 2015-2019 National Health Plan, as each mainstream nutrition. The SUN Movement and the UN Network for SUN in Costa Rica have agreed on a participatory analysis of nutrition to increase momentum and move towards a common results framework.

Not available for 2014*



Financing tracking and resource mobilisation

A budget is available within the institutions to plan and implement nutrition-related activities each year, as in the case of the Ministry of Public Education's school canteens. There is no tracking of budget implementation by budget line but it is expected that, once the Department for

Nutrition and Sport is up and running within the Ministry of Health, tracking of resources will commence. The nutrition investment report has been produced through the national budget and applying the SUN Movement's methodology.



2017-2018 PRIORITIES

- Strengthen the multi-stakeholder platform with key social actors;
- Hold a round table on achievements and gaps in nutrition;
- Conduct a situation analysis on nutrition among children and adolescents;
- Recommend successful strategies and identify solutions to challenges;
- Establish a national plan for the prevention of obesity among schoolchildren;
- Ensure the UN network remains active;
- Create a joint working agenda between the Government and the UN system.

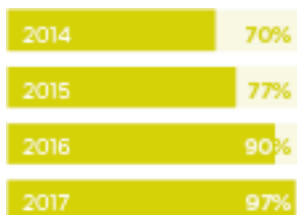


Joined: June 2013
Population: 23.11 million

Côte d'Ivoire



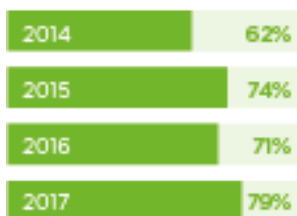
Institutional transformations in 2016-2017



Bringing people together into a shared space for action

In September 2016, Côte d'Ivoire launched the SUN Movement, establishing the organs of the National Council for Nutrition (including a decision-making committee, a technical committee, a focal point, and a permanent technical secretariat). A declaration of commitment to nutrition was signed by key ministers. The National Council for Nutrition's and networks meet regularly. Action plans

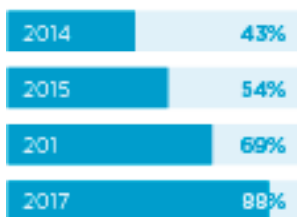
are being made for NutriMedia and the academia network; whilst those for civil society and technical focal points are available. Ministers with responsibility for decentralisation, communication, the environment, and sustainable development are involved. Equity and WASH is being mainstreamed into plans and action through the involvement of relevant national agencies and offices.



Ensuring a coherent policy and legal framework

A public communication strategy is being produced. The regulatory and legislative framework has been reinforced with the adoption of decrees and laws (on the marketing of breast-milk substitutes and food fortification); others are in the

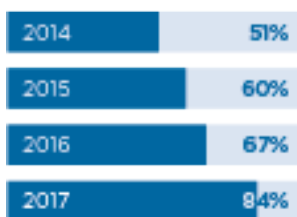
pipeline (on maternity leave, the regulation of the sale of sugary drinks to children around schools). In February 2017, Côte d'Ivoire contributed to the sub-regional policy on nutrition, a West African Health Organization initiative.



Aligning actions around a common results framework

Mainstreaming the 2016-2020 National Multi-Sectoral Plan for Nutrition (PNMN) into the 2016-2020 National Development Plan and the Public Investment Programme has facilitated a sense of ownership. Following an experience-sharing mission to Senegal, the PNMN decentralisation process commenced in priority regions in the north, with: the formalisation of the community approach; an organisational

and institutional analysis of regional bodies and the establishment of committees; an action plan for the north, plus sub-prefectural plans. The process of establishing the national nutrition information platform (NPIN) is underway. The World Bank is contributing to indicators for the common results framework and strengthening the sectoral monitoring and evaluation mechanism.



Financing tracking and resource mobilisation

The national contribution covers 15 per cent of the global PNMN cost, whilst the UN and donors 85 has committed to 85 per cent. This was the subject of a donors' roundtable on resource mobilisation in September 2016. The budget lines were allocated for direct interventions and for governance. The mainstreaming of the PNMN into the National Development Plan and the Public Investment

Programme is facilitating financial tracking. The Action Plan for the North is costed at almost USD 18 million (10 billion francs CFA), with a little more than USD 3.5 million (2.3 billion francs CFA) funding gap. Advocacy is underway to mobilise both internal and external resources. The regional authorities have committed to financing the Plan.



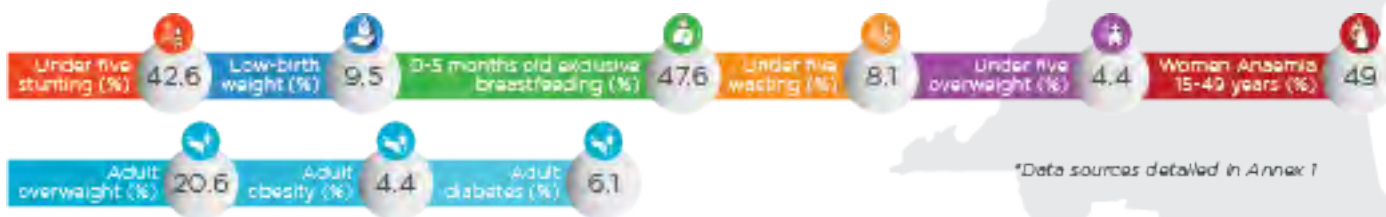
2017-2018 PRIORITIES

- Create manuals for PNMN implementation and policy for handling conflict of interest;
- Establish and improve capacity of the parliamentarians' network;
- Operationalise laws and decrees;
- Establish a multi-sectoral monitoring and evaluation system;
- Adopt a resource mobilisation strategy to solidify intentions stated during the roundtable.



Joined: May 2013
Population: 76.20 million

Democratic Republic of the Congo



Institutional transformations in 2016-2017



Bringing people together into a shared space for action

The National Multi-Sectoral Nutrition Committee, created in December 2015, is not yet functional. However, the National Nutrition Programme's technical platform - headed by the Ministry of Health - met eight times in 2016-2017, despite not having a dedicated budget. The multi-stakeholder platform (MSP) comprises all members of various nutrition and food security "clusters" and development stakeholders, as well as nutrition-related ministries, technical and financial partners, and United Nations agencies. The MSP members share data and information about emergencies

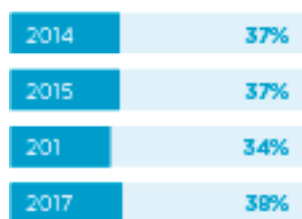
and field activities. Four ministries are currently appointing nutrition focal points, which will bring the total number of ministries with nutrition resource persons to 10. These focal points will need to attend a multi-sectoral coordination training session. There are five formal networks, including a scientist network, and the civil society network is currently appointing a new steering committee as it seeks an injection of fresh impetus. Finally, some activities from the 2017 roadmap have been incorporated into the National Health Development Plan.



Ensuring a coherent policy and legal framework

The World Bank performed a multi-sectoral analysis of laws and policies in 2015, during the process of drafting the National Multi-Sectoral Strategic Plan. Health and agriculture strategy documents are currently being revised to make them more nutrition-sensitive, in line with the National Food Security and

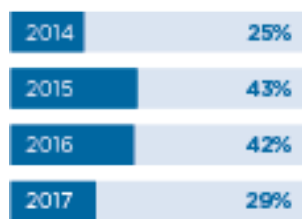
Nutrition Policy. Laws on the International Code of Marketing of Breast-milk Substitutes, food fortification and maternity leave also need to be revised. Insufficient progress has been made in establishing a coherent legal and policy framework because of the political situation in the country.



Aligning actions around a common results framework

Stakeholders now refer to the National Multi-Sectoral Strategic Plan for Nutrition (PNSMN) and the associated operational plan (which include a common results framework) to select the majority of activities for inclusion in their annual workplans. Government programmes are currently being revised to make them nutrition-sensitive, but the Government

has yet to start implementing the PNSMN and the associated action plan, because no dedicated resources have been allocated. Technical and financial partners are implementing a handful of activities using their own funds. The preliminary nutrition and food security stakeholder map also needs to be finalised.



Financing tracking and resource mobilisation

The estimated costings for PNSMN activities, by the World Bank and UNICEF, are included in the action plan but the Government has not set aside a dedicated budget for their implementation. Funding needs are therefore known, but plans for a high-level donor roundtable event were

abandoned because of a lack of funds. The SUN Movement in the Democratic Republic of the Congo has had an allocated budget since 2015, but the funding has not materialised and there is still no long-term resource mobilisation strategy.




2017-2018 PRIORITIES

- Finalise the common results framework;
- Mobilise resources to fund the PNSMN action plan;
- Develop multi-sectoral nutrition advocacy and communication strategies;
- Mobilise members of parliament to lobby for funding and raise public awareness.

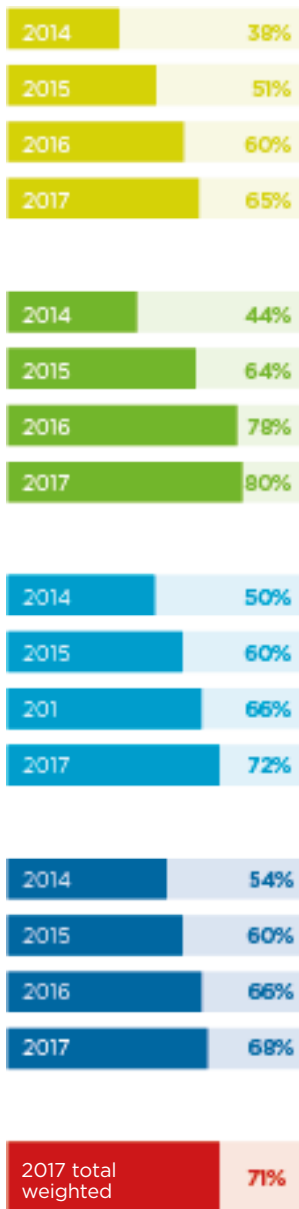


Joined: September 2012
Population: 6.31 million

El Salvador



Institutional transformations in 2016-2017



Bringing people together into a shared space for action

In recent years, El Salvador has continued to strengthen the coordination of actions at national, departmental and municipal levels. The National Food and Nutritional Security Council (CONASAN) has developed a multi-sectoral territorialisation model of the National Food and Nutritional Security Policy, forming departmental, municipal and community committees. The Civil Society Alliance for Nutrition has been strengthened. This alliance has carried out lobbying and

advocacy activities for the adoption of the Law of Food and Nutritional Sovereignty and Security. The process to establish the private sector working group for the promotion of food and nutrition security is currently under way. As President *pro tempore* of the Community of Latin American and Caribbean States (CELAC) in the period from 2017 to 2018, El Salvador has promoted food and nutrition security as one of the four main items on the regional agenda.

Ensuring a coherent policy and legal framework

El Salvador has made progress on strengthening the legal framework of the National Food and Nutritional Security Policy, in coordination with the different sectors. The country currently has an updated food and nutrition security assessment and has started the process of updating the National Policy. In June 2017, regulations came into force on the selling

of food in school canteens to improve the quality of food, and at local level, municipalities have been encouraged to make orders for this purpose. In the last year, CONASAN has, together with civil society organisations, advocated for the adoption of the Law of Food and Nutritional Security.

Aligning actions around a common results framework

El Salvador has worked in coordination with various national and international agencies and with civil society on initiatives included in the National Food and Nutritional Security Plan. In 2017, the actor mapping was updated and the National Food and Nutritional Security Observatory was launched. El Salvador

completed the National Census of Height and Weight of Schoolchildren, obtaining the main national indicators for all the municipalities in the country. As part of its international commitments, the CELAC Food and Nutritional Security Plan is being implemented. This plan is aligned with the National Plan.

Financing tracking and resource mobilisation

In 2016, El Salvador completed its budget estimate for public investment in food and nutritional security, identifying resource needs to be negotiated with the Government and international cooperation. The country has made progress on aligning

national objectives and those of United Nations agencies. International cooperation contributes nearly 30% of financing towards achieving food and nutrition security goals.

2017-2018 PRIORITIES

- Finish the update of the National Food and Nutritional Security Policy;
- Broaden the coverage of the territorialisation model for implementation of the National Food and Nutritional Security Policy, continuing to form departmental and municipal committees,
- Continue implementation of the Education and Social Communication Strategy;
- Continue advocacy for approval of the Law of Food and Nutritional Security;
- Strengthen private sector engagement in improving nutrition.



Joined: September 2010
Population: 99.87 million

Ethiopia



Institutional transformations in 2016-2017

Not available for 2014*

Not available for 2015*

Not available for 2016*

Not available for 2017*

Bringing people together into a shared space for action



Not available for 2014*

Not available for 2015*

Not available for 2016*

Not available for 2017*

Ensuring a coherent policy and legal framework



Not available for 2014*

Not available for 2015*

Not available for 2016*

Not available for 2017*

Aligning actions around a common results framework



Not available for 2014*

Not available for 2015*

Not available for 2016*

Not available for 2017*

Financing tracking and resource mobilisation



2017 total weighted

-



Joined: December 2016
Population: 1.93 million

Gabon



Institutional transformations in 2016-2017

Not available for 2014*

Not available for 2015*

Not available for 2016*

Not available for 2017*

Bringing people together into a shared space for action

The multi-stakeholder Food and Nutrition Security (PMMSAN) platform was set up in 2016 and meets monthly, comprising about 60 members from the public sector, including education, research, social affairs, parliamentary affairs, communication, mining, water and forestry, finance and the economy, the research community, business. Civil

society, UN agencies (FAO, WHO and UNICEF) and the private sector also represented in the multi-stakeholder platform (MSP). The Ministry of Agriculture and Livestock ensure the MSP is well-coordinated with an interim focal point who is in charge of the Ministry of Health programme "GRAINE".

Not available for 2014*

Not available for 2015*

Not available for 2016*

Not available for 2017*

Ensuring a coherent policy and legal framework

On 17 May 2017, the new national policy on nutrition and food security (PNSAN) was launched in Libreville. This policy aims to ensure all women, men and their families experience food security by 2025, through harnessing public-private partnerships. A decree on breastfeeding protection and marketing regulations

on substitutes and baby food production, in addition to salt iodisation legislation are in place, although not as yet put into practice. Gabon does, however, have a newborn and infant child feeding strategy (ANJE) and a health development national plan (PNDS) for 2017-2021.

Not available for 2014*

Not available for 2015*

Not available for 2016*

Not available for 2017*

Aligning actions around a common results framework

Several nutrition-related programmes are implemented by the Ministries of Health, Social Welfare, Agriculture, Education or Trade, or through health extension systems or local boards of directors, with

the support of donors and civil society, including, for example, UNICEF, WFP, FAO, World Bank, CARE, World Vision, Canada, Germany and Unilever.

Not available for 2014*

Not available for 2015*

Not available for 2016*

Not available for 2017*

Financing tracking and resource mobilisation

2017 total weighted

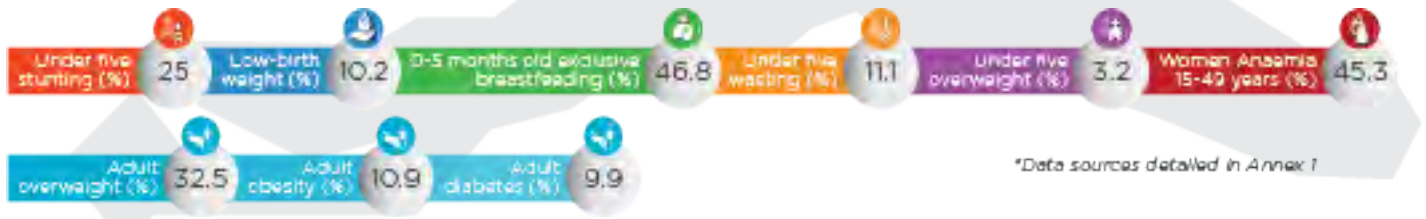
—

Please note that the narrative on this page, since Gabon joined the SUN Movement in December 2016, is not based on the Joint-Assessment Exercise, but a baseline study – which new SUN Movement members are asked to undertake.



Joined: July 2011
Population: 1.98 million

The Gambia



Institutional transformations in 2016-2017



Bringing people together into a shared space for action

The Gambia's multi-stakeholder platform (MSP) continues to work well, with quarterly meetings convened. In the past year, the National Nutrition Technical Advisory Committee (NTAC) has seen the inclusion of the Women's Bureau as well as the Water, Sanitation and Hygiene (WASH)

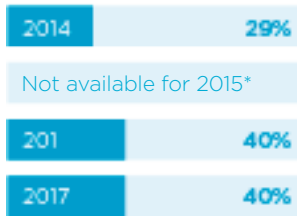
unit. Despite this, there is a need for stronger engagement with civil society, academia, and the private sector. The involvement of regional structures such as the Regional Technical Advisory Committees (TAC) should also be strengthened.



Ensuring a coherent policy and legal framework

Nutrition is mainstreamed into many sectoral policies and programmes. A nutrition bottleneck analysis has been conducted by the MSP to inform a review of the 2010-2020 National Nutrition Policy. This will eventually lead to an updated 2017-2025 National Nutrition Policy, to be accompanied by a costed strategic plan. Over the past year, a new policy on early childhood development

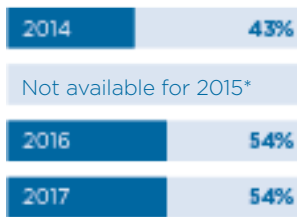
(ECD) and school feeding has been developed, with the involvement of the MSP. A Social and Behaviour Change Communication Strategy for 2016-2020 has also been developed. Lastly, the awareness of law enforcement agents - such as police and custom officials - on existing regulations for food fortification and salt iodisation has been raised.



Aligning actions around a common results framework

Although a common results framework (CRF) for nutrition is yet to be defined, the MSP has been involved in the development of the 2018-2021 National Development Plan and the 2017-2021 United Nations Development Assistance

Framework (UNDAF), ensuring nutrition components are now included. The intention is to develop a CRF, following the review of the National Nutrition Policy and subsequent development of a new nutrition strategic plan.



Financing tracking and resource mobilisation

The objective of the Additional Financing for Integrated Financial Management and Information System (IFMIS) Project for The Gambia is to increase the Government's capacity in public resource management. Although the IFMIS can provide information on budget execution rates, there is no specific platform

where this information is collated to track investments in nutrition interventions. The national nutrition strategic plan, which expired in 2015, was the key document used to identify resource gaps for nutrition. This highlights the need to develop a new costed nutrition strategic plan.



2017-2018 PRIORITIES

- Develop a common results framework;
- Improve the tracking of investments in nutrition;
- Encourage the involvement and active participation of civil society and the business community in the MSP;
- Conduct a capacity assessment of MSP members.

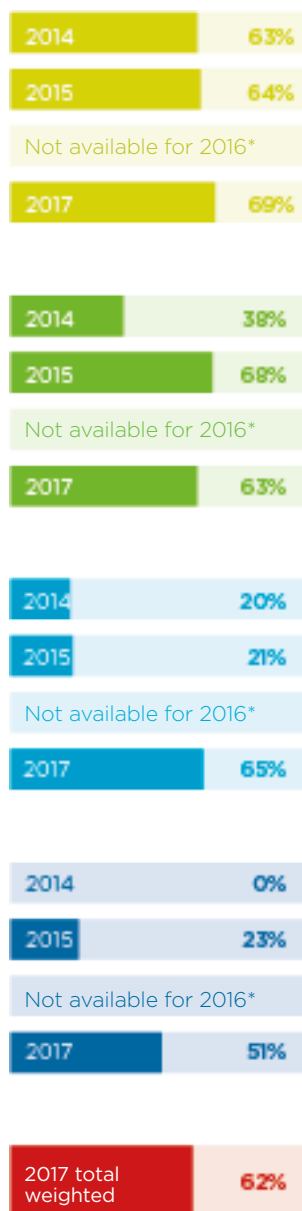


Joined: March 2011
Population: 27.58 million

Ghana



Institutional transformations in 2016-2017



Bringing people together into a shared space for action

Ghana's multi-stakeholder platform (MSP), the Nutrition Cross-Sectoral Planning Group (CSPG), continues to expand, bringing together ten sectors today. The CSPG works at the national level under the auspices of the National Development Planning Commission (NDPC). The three northern regions have regional nutrition MSPs, and plans are in place to roll-out the MSPs to all regions and districts.

All SUN Networks, except a Business Network – which is currently being established – are up and running, including the recently revived SUN Donor Network. A priority for the period ahead is to form a media network. The appointment of nutrition champions, including the Minister for Gender, Children and Social Protection and the Chief of Staff in the Office of the President, is currently being discussed.

Ensuring a coherent policy and legal framework

A long-term Food and Nutrition Security (FNS) Strategy has been developed, which will be used to review the draft National Nutrition Policy. Pro-nutrition legal frameworks have been put in place to cover areas such as the marketing of breast-milk substitutes, although their enforcement is deemed weak. Maternity

protection laws have also been enacted, with advocacy taking place for the extension of maternal and parental leave. Efforts are underway to develop a nutrition planning manual to enhance the capacity of sectors and districts for nutrition planning.

Aligning actions around a common results framework

Nutrition is a key component of the Government's medium-term development policy framework (2018-2021). A matrix of policy objectives and strategies – with roles and responsibilities – has been developed, with a common results framework (CRF) that will be

used to track progress of its implementation. National annual progress reports of the medium-term development policy framework will track progress of nutrition indicators. The SUN Donor Network developed a mapping framework of its members' programmes in March 2017.

Financing tracking and resource mobilisation

A tracking of nutrition spending has been done for 2014 and 2015, but not yet completed for 2016. Financial data gaps for some sectors still prevail, as is the case for off-budget donor expenditures. The low conversion of pledges to disbursements, both domestically and from external sources, is a challenge for the SUN Movement in Ghana. The current planning processes at district and sectoral

levels will bring about costed plans to support resource mobilisation and advocacy for increased financial resources amongst parliamentarians and other politicians. The setting up of a nutrition sector working group as part of Ghana's architecture for development cooperation will also help streamline nutrition spending and ensure activities are in line with government priorities.

2017-2018 PRIORITIES

- Create an inter-ministerial committee at the Office of the President;
- Streamline SUN coordination, at all levels;
- Complete a nationally-costed nutrition scaling up plan;
- Complete a budget and expenditure tracking exercise, with an accompanying resource mobilisation strategy;
- Launch the SUN Business Network;
- Establish a SUN Media Network.

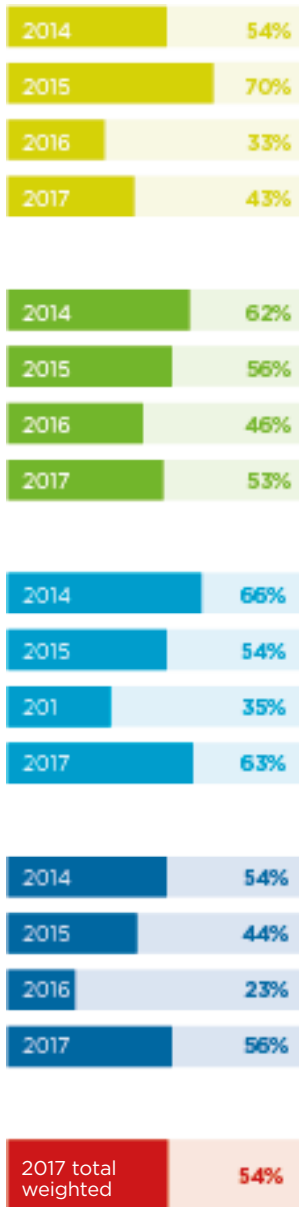


Joined: December 2010
Population: 16.25 million

Guatemala



Institutional transformations in 2016-2017



Bringing people together into a shared space for action

Nutrition governance was improved in 2016 with the creation of the Presidential Commission to Reduce Chronic Malnutrition, which reports directly to the President, comprising ministers and the Secretariat for Food and Nutritional Security (SESAN). With civil society and the institutions responsible, the Presidential Commission promotes reducing chronic malnutrition. The Commission complements the National Food and Nutritional Security Council (CONASAN), which is responsible for coordination

among ministries and other organisations. CONASAN comprises the ministries of Health, Agriculture and Social Inclusion, and SESAN. It is responsible for coordinating inter-ministerial action, with the support of 22 departmental and 314 municipal food and nutritional security commissions. The President of Guatemala Jimmy Morales, has been a member of the SUN Movement Lead Group and, despite government changes, the focal point remains in place.

Ensuring a coherent policy and legal framework

Legislative proposal 5236, proposed by the Food and Nutritional Security Commission of the Congress, the “Law on Provisions to Facilitate the Coordination of Actions Aimed at Reducing Child Malnutrition”, updates the Law on the National Food and Nutritional Security

System, revised between 2016 and 2017. This proposal needs to be submitted for CONASAN’s assessment. The Parliamentary Front against Hunger promotes the implementation of a law that advocates for local food at schools to bolster the country’s rural economy.

Aligning actions around a common results framework

The common results framework comprises the 2016-2020 National Strategy for the Prevention of Chronic Malnutrition (ENPDC) and the 2017 Response Plan to Address Seasonal Hunger (PRAHE). The institutions involved produce annual operational food safety and nutrition plans

(POASAN) with actions and budgets under the ENPDC and PRAHE. The operational analysis centre, designed by SESAN, includes a methodology for implement the ENPDC locally with all actors.

Financing tracking and resource mobilisation

The budgets for the POASAN are in line with a results-based management approach. When drawing up the POASAN, government institutions analysed the budget approved by the Congress identified shortfalls that could be partly covered by resources from donors such as the European Union or the Andalusian Agency for International Development

Cooperation (AACID), among others, or with loans from the World Bank. The UN Resident Coordinator has offered financial support to cover part of the gaps in the PRAHE. SESAN conducts monthly financial tracking of budget implementation for the POASAN, and this can be accessed publicly via the Ministry of Public Finances’ webpage.


2017-2018 PRIORITIES

- Produce guidelines that will enable a common results framework to be organised and managed at sub-national level;
- Take advantage of high-level events, associations and communication channels to influence commitments, generate investments and improve data gathering;
- Develop, update, and implement advocacy and communication strategies;
- Analyse the enabling environment for nutrition, such as political commitment or an analysis of the stakeholder groups involved;
- Develop or revise mechanisms to tackle equity dimensions of nutrition plans, policies and strategies;
- Ensure the involvement of representatives from marginalised and vulnerable communities in decision-making processes.



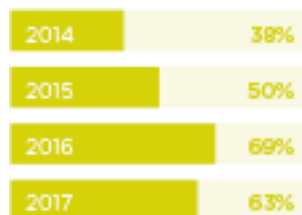
Joined: May 2013
Population: 12.09 million

Guinea



*Data sources detailed in Annex 1

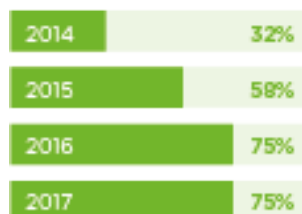
Institutional transformations in 2016-2017



Bringing people together into a shared space for action

The multi-sectoral platform (MSP) and the Technical Work Group for Nutrition and Food (GTNA) have enabled sectoral priorities to be discussed, with sectoral focal points appointed. Terms of reference and operational action plans are in place for the GTNA as are regional technical work groups (GTRNA). The platform has sent a letter to the Prime Minister to accelerate Guinea's commitments to nutrition.

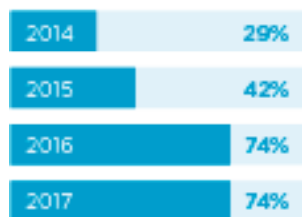
A female parliamentary network in the National Assembly, a women and media alliance, the academic network, and the UN and donor networks have been established. The WFP, UNICEF and WHO are supporting a nutrition training of teachers, universities and health schools. Civil society is raising media awareness, with the support of the SUN Movement's Multi-Partner Trust Fund.



Ensuring a coherent policy and legal framework

Several surveys were conducted in 2016-2017: a nutrition situation assessment, analysis of chronic malnutrition trends, a SMART nutrition survey, and an evaluation of the impact of Ebola on nutrition. Following the adoption of orders and decrees, awareness-raising workshops have been organised: economic operators addressed fortification, salt producers tackled iodisation and women's

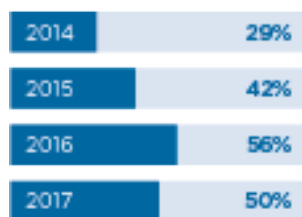
groups raised awareness of the benefits of supplementary feeding. Nutrition training has been developed in universities and vocational colleges. Nutrition has been mainstreamed into the National Social and Economic Development Plan (PNDES). An integrated communication plan has been developed. Key actors are producing policy documents and regulatory texts.



Aligning actions around a common results framework

The multi-sectoral nutrition plan has resulted in a women's empowerment programme, with the support of UNICEF, FAO and WFP, and WASH interventions,

with the involvement of NGOs. Annual workplans, including measurable targets, are produced by civil society and the UN and donor network.



Financing tracking and resource mobilisation

Financial tracking and resource mobilisation remain highly sectoral. Nutrition is primarily supported by donors, with their own tracking systems. Financing is not oft discussed at the platform level. Cooperation agreements between the

Government and UN agencies can be reviewed every six months. The share of the budget allocated to health has increased from three per cent to eight, and a budget line for nutrition has been established for 2017 but not yet funded.



2017-2018 PRIORITIES

- Improve the institutional anchoring of nutrition coordination;
- Adopt policy documents, such as the nutrition policy and the law on marketing of breast-milk substitutes;
- Conduct advocacy to increase the State's and partners' budgets;
- Strengthen the private sector platform;
- Involve women's groups in preventing and combating chronic malnutrition;
- Decentralise the platform into Guinea's regions and prefectures;
- Encourage experience sharing between Guinea and other SUN Countries.



Joined: March 2014
Population: 1.77 million

Guinea-Bissau



Institutional transformations in 2016-2017

Not available for 2014*



Not available for 2014*



Not available for 2014*



Not available for 2014*



Bringing people together into a shared space for action

The multi-stakeholder platform (MSP) is functioning, with relevant stakeholders mobilised and engaged, and common results are being achieved – through stakeholder interactions. At the December 2016 Cabinet meeting, the Prime Minister officially recognised the Multi-Sectoral Nutrition Committee and the SUN Government Focal Point. The new United Nations SUN network (comprising UNICEF, FAO, WHO, UNFPA, WFP and the World Bank) is led

by the WFP representative. The sectoral ministry, civil society, donor and United Nations focal points have been appointed and are actively involved in the platform. The relevant national authorities support platform decision-making, with a view to building consensus and producing joint recommendations to enable local dialogue. The nutrition committee's annual workplan for 2017 is currently being drafted.

Ensuring a coherent policy and legal framework

The national authorities have approved the national nutrition policy, and the school canteen policy is awaiting signature by the National Assembly. Various stakeholders promote the inclusion of nutrition into sectoral policies and development programmes. The United Nations has made contact with Members

of Parliament, following a communication from the Inter-Parliamentary Union calling for the convening nutrition-specific meetings. There are also plans for a national dialogue on nutrition and a national nutrition day. The United Nations network is willing to support the newly appointed SUN government focal point.

Aligning actions around a common results framework

The budget for the Strategic Plan for Nutrition is currently being finalised, and will contain a common results framework.

There are plans to hold a roundtable event, to this end.

Financing tracking and resource mobilisation

Twice a year, the United Nations monitors funds allocated to nutrition programmes, as stipulated in the UN Development Assistance Framework (UNDAF) for Guinea-Bissau. Public investment into

nutrition was analysed in 2016 and the Ministry of Finance subsequently published a report. There are plans to hold a donor roundtable event in 2017 to mobilise funds for nutrition.

2017-2018 PRIORITIES

- Advocate with the authorities (Parliament and Council) to approve pending documents (breast-milk substitute and marketing bill, school canteen policy);
- Prevent malnutrition among vulnerable groups throughout the lifecycle, and promote appropriate treatment for cases of acute malnutrition, including tackling micronutrient deficiencies;
- Promote food security for families and the community and building resilience to dietary variety;
- Strengthen inter-sectoral coordination of information systems, nutrition research, and behaviour change communication.



Joined: June 2012
Population: 10.71 million

Haiti



Institutional transformations in 2016-2017

2014 50%

Not available for 2015*

Not available for 2016*

2017 16%

2014 54%

Not available for 2015*

Not available for 2016*

2017 29%

2014 25%

Not available for 2015*

Not available for 2016*

2017 39%

2014 50%

Not available for 2015*

Not available for 2016*

2017 35%

2017 total weighted 30%

Bringing people together into a shared space for action

In the wake of the abolition of the National Commission for Hunger and Malnutrition in 2014, political instability, and recurring climate hazards, hunger and malnutrition are no longer seen as high on the political agenda. As a result, technical groups in the food and nutrition security sectors have been left to deal with these matters. Nevertheless, the Government is finalising

a draft bill and a National Food and Nutrition Sovereignty and Security Policy, which include plans for a multi-sectoral, multi-stakeholder nutrition system at the political and technical levels. Civil society, the private sector and academia are willing to support the Government, with better coordination and adequate structures.

Ensuring a coherent policy and legal framework

Haiti has a number of nutrition-related laws. Recent initiatives include a draft bill and a new National Food and Nutrition Sovereignty and Security Policy, both currently being drafted by the Economic and Social Development Council – an independent body linked to the Office of the Prime Minister. There have been calls

to set up a permanent technical body to monitor and evaluate progress towards sector-specific strategic objectives, on the basis that such a move would promote the development and review of an enabling political and legal framework for nutrition, operationalise the framework, and harmonise existing strategies.

Aligning actions around a common results framework

Haiti has a series of sector-specific strategies and programmes, including the Ministry of Health National Nutrition Plan (2013-2018), the Ministry of Education National School Canteens Plan, and the Ministry of Social Affairs' Korè Lavi programme. The National Food Security Commission is working with various sectors to update its National Food and

Nutrition Security Plan (2016-2025). However, the central and decentralised levels are not implementing or monitoring these plans and programmes in a coordinated manner. Haiti needs to develop a strategic plan to operationalise its National Food and Nutrition Sovereignty and Security Policy.

Financing tracking and resource mobilisation

Nutrition-related sector-specific plans are not systematically costed, and there is no single institution tasked with monitoring specialist funding. As such, the country has no holistic view of funding needs, or of how funds are allocated and used. Public investment in nutrition varies from one Government to the next – as priorities change – and no funds have been allocated to the Ministry of Health

nutrition-specific budget line for the period in question. Cost estimates will be produced for the strategic plan to operationalise the National Food and Nutrition Sovereignty and Security Policy. Government and donor advocacy will need to form part of resource mobilisation, and Haiti's Cost of Hunger study could be updated to support these efforts.

2017-2018 PRIORITIES

- Finalise the draft bill on food and nutrition sovereignty and security;
- Set up the multi-sectoral platform;
- Finalise the National Food and Nutrition Sovereignty and Security Policy and draw up a multi-sectoral plan to operationalise the policy;
- Establish an academic network;
- Update the 2009 Cost of Hunger study and associated advocacy documents.



Joined: December 2011
Population: 258.16 million

Indonesia



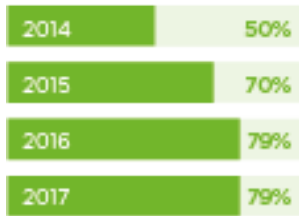
Institutional transformations in 2016-2017



Bringing people together into a shared space for action

The Government launched Presidential Instruction No. 1 of 2017 on community movement for a healthy life (Germas), with a multi-sectoral approach that involves 18 line ministries and institutions. The Germas Movement is aligned with and supports the implementation of the SUN Movement in Indonesia. The President of Indonesia's strong commitment to nutrition improvement was strongly showcased during his presentation of the 10

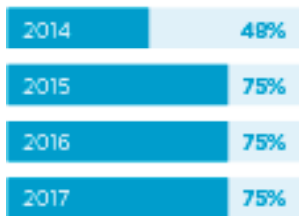
Key Messages on Health Issues, at the 2017 National Coordination Meeting for Health (Rakerkesnas), along with the support of the Office of Presidential Staff (KSP). Since 2016, the World Bank has co-lead the Donor and UN Country Network on Nutrition (DUNCNN), with UNICEF as the co-convenor. The SUN Business Network Indonesia has expanded their membership to include businesses working on nutrition-sensitive programmes.



Ensuring a coherent policy and legal framework

Ministries of Agriculture and National Development Planning are currently drafting a Presidential Decree on strategic policy for food and nutrition, as a regulation to operationalise the 2015-2019 National Action Plan on Food and Nutrition (RAN-PG). The Government's National Annual Work Plan (RKP) 2017 highlights

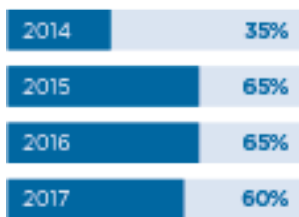
the acceleration of nutrition goals as one of the national priorities. In November 2016, the Minister of Health issued Regulation No. 58 of 2016 on Sponsorship for Healthcare Professionals by pharmaceutical or healthcare companies to prevent conflict of interest, improve transparency and render non-partial health services.



Aligning actions around a common results framework

The National Medium Term Development Plan (RPJMN) 2015-2019 and the RKP are further translated to the Sub-National Medium Term Development Plan (RPJMD) and Sub-National Annual Work Plan (RKPD) by the local governments in provinces and districts. In March 2017, the Ministry of National Development Planning (Bappenas) launched the 2017-2019 Roadmap for the SUN Movement

Secretariat of Indonesia with a detailed annual workplan for 2017-2019 that includes a social monitoring mechanism by civil society organisations. In 2017, the Government conducted a midterm review of the RPJMN 2015-2019 to evaluate the achievement of the plan's targets. Furthermore, the monitoring and evaluation of RAN-PG, is conducted annually as part of joint monitoring.



Financing tracking and resource mobilisation

The Government's National Long Term Development Plan (RPJPN) 2005-2025 and RPJMN 2015-2019 ensure resource mobilisation for nutrition. The Ministry of Finance has committed to increase budget allocation for nutrition improvement including stunting reduction programmes through performance-based incentives. The Ministry

of Health has increased their budget allocation for nutrition-specific programmes, from USD 87.6 million (IDR 1.17 trillion) in 2016 to 89.8 million (IDR 1.2 trillion) in 2017. The budget allocation for and commitment to ensure food safety in rural areas has also increased from IDR 6.7 billion (100 villages) to IDR 7.4 billion (2,100 villages).



2017-2018 PRIORITIES

- Undertake advocacy, campaigns, and behaviour change communication for all stakeholders on nutrition improvement, with a focus on stunting reduction;
- Strengthen multi-sectoral coordination through integrated nutrition interventions;
- Develop evidence-based nutrition-specific and sensitive interventions;
- Develop a knowledge platform on nutrition.

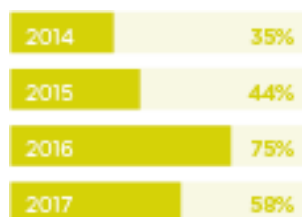


Joined: August 2012
Population: 47.24 million

Kenya



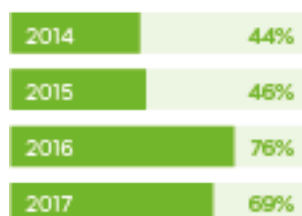
Institutional transformations in 2016-2017



Bringing people together into a shared space for action

Despite facing severe drought over the past year, progress has been made towards establishing high-level nutrition multi-stakeholder platforms (MSPs) at both national and county levels. There are plans to appoint SUN focal points to support activities at the county level. However, to ensure the rolling-out of MSP structures, there is a need for

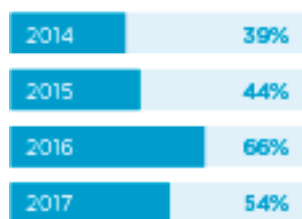
continued advocacy for the endorsement of the Food and Nutrition Security Bill (FNSB) and the finalisation of the Food and Nutrition Security Policy (FNSP) Implementation Framework. The engagement of specialised stakeholders such as human rights groups and private sector alliances has increased, especially at the county level.



Ensuring a coherent policy and legal framework

In the past year, several nutrition-specific and sensitive policies and guidelines have been developed and reviewed through consultative processes. For example, the current reviewing of the National Nutrition Action Plan (NNAP) 2012-2017 will contribute to the development of the NNAP for 2018-2022. Aside from ongoing advocacy and support to the FNSB, the FNSP Implementation Framework, the 2016 Health Bill, and

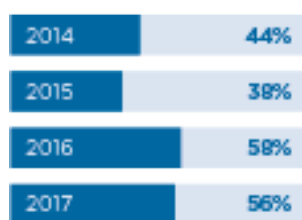
a revised Agriculture Sector Development Strategy, is underway. Regulations for the Breast-milk Substitutes Act 2012 have been developed and will go through parliament. Furthermore, guidelines for nutrition champions on how to engage with parliamentarians have been developed. Awareness-raising of a group of parliamentarians on nutrition has taken place, furthering the agenda in various parliamentary committees.



Aligning actions around a common results framework

The NNAP 2012-2017 is the common results framework (CRF) for the government and partners. However, the FNSP Implementation Framework is being developed to become the new CRF. Progress has been made in assessing the capacity to implement and achieve the goals of the current NNAP. A capacity

development framework and assessment tools for nutrition have been developed, which will contribute to CRF implementation. Capacity assessments have been undertaken in eight counties. A landscape analysis has been completed to identify potential areas of collaboration with the private sectors.



Financing tracking and resource mobilisation

A nutrition costing tool is in place, and is used to provide cost estimates for nutrition-related actions. To enhance financial tracking on nutrition, a tool has been developed, and cost-benefit and nutrition financial tracking analyses analysis have been completed, with the latter having

taken place at the national level and in six counties so far. The financial tracking tool will be useful to monitor allocations for nutrition-sensitive interventions. A reduction in funding for nutrition has been seen, although emergency response funding has improved.



2017-2018 PRIORITIES

- Continue working towards establishing nutrition MSPs at national and county levels;
- Finalise the FNSP Implementation Framework, with subsequent roll-out in counties;
- Advocate for and support the finalisation and dissemination of key bills in parliament, e.g. Food and Nutrition Security Bill and the Breastfeeding Bill;
- Support the dissemination and implementation of the Health Act 2017;
- Develop strategies and guidelines geared towards enhancing nutrition-sensitive programming including the development of an Agriculture-Nutrition Strategy;
- Roll-out the nutrition financial tracking tool at national and county levels.

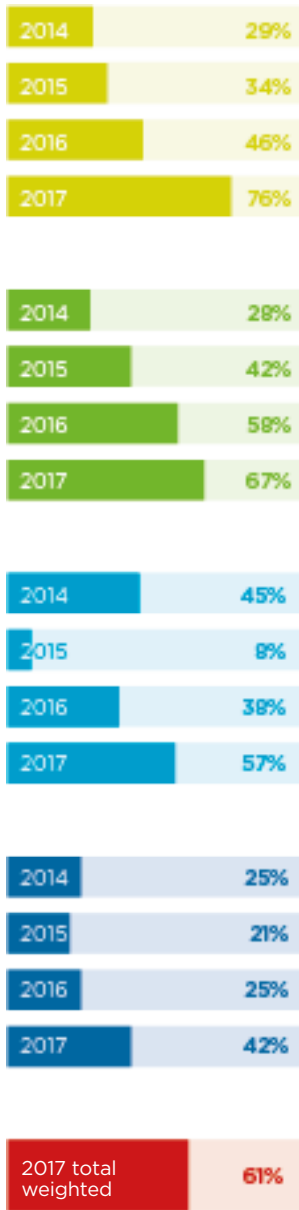


Joined: December 2011
Population: 5.87 million

Kyrgyzstan



Institutional transformations in 2016-2017



Bringing people together into a shared space for action

Kyrgyzstan's multi-sectoral platform (MSP) has five autonomous networks in place, with leaders appointed in 2015-2016. Additionally, the Parliamentarian Network, established in 2016, demonstrates political commitment to scale up nutrition in Kyrgyzstan. On 20 June 2016, the MSP was formalised, by virtue of a memorandum of understanding between the Networks. Further decentralisation of this platform, however, is needed. An

Expert Group or Secretariat to serve as a coordination mechanism on food security and nutrition based at the Ministry of Agriculture, Food Industry and Melioration is in its final stages of development. An MSP website has been created, which is seen as useful for the exchange of information about ongoing SUN activities, complementing regular MSP consultations, working groups and other nutrition-related meetings.

Ensuring a coherent policy and legal framework

An analysis of nutrition and food security-related programmes, strategies and policies is currently being undertaken. The draft 2017-2020 Strategy for the MSP – and accompanying action plan – is being finalised. Nutrition and food security has been incorporated into the 2018-2022 UN Development Assistance Framework,

whilst a legislative proposal aiming at ensuring healthy eating was adopted by Parliament in January 2017 and signed by President Atambayev on 25 February 2017. This has led to the expansion of the Food Security and Nutrition Council's mandate and name to also include nutrition.

Aligning actions around a common results framework

The costed 2015-2017 Food Security and Nutrition Programme, a detailed action plan, serves as Kyrgyzstan's common results framework (CRF). After an online consultation looking at the Food Security and Nutrition Programme in action, concrete findings and recommendations were presented at a forum on food

security and nutrition, held 6 December 2016, to ensure more efficient implementation and a stronger stakeholder engagement for its following phase (2018-2022). A monitoring and evaluation system aiming to routinely collect all nutrition-specific indicators is being developed.

Financing tracking and resource mobilisation

The Food Security and Nutrition Programme funding gap of 44.7 per cent prevails. There is no long-term, flexible resource mobilisation strategy in the country, although different financially sustainable mechanisms for nutrition interventions are being developed, on, for instance, vitamin mineral micronutrient powder needs of children and iron supplement needs for pregnant women.

Although state budget expenditures are reported on and donors track their allocations, there are no financial obligations from each stakeholder group. Since Kyrgyzstan joined the Eurasian Economic Community in 2014, the economic outlook of key food industry branches has significantly changed and a decrease in production levels and financing sustainability of planned interventions has been seen.

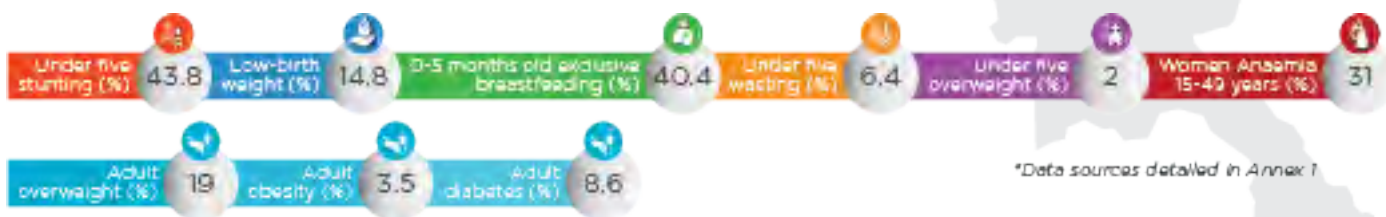
2017-2018 PRIORITIES

- Coordinate and optimise stakeholders' actions in relation to the common results framework;
- Ensure that nutrition is seen as a national priority for the attainment of the Sustainable Development Goals;
- Analyse the budgetary allocations for nutrition and ensure transparency;
- Engage leaders, in a bid to further expand the multi-sectoral platform;
- Step up work to ensure the multi-sectoral platform is fully operational.



Joined: April 2011
Population: 6.66 million

Lao PDR



Institutional transformations in 2016-2017



Bringing people together into a shared space for action

The Government, through the National Nutrition Committee (NNC) and its Secretariat, continue to coordinate and engage nutrition stakeholders through periodic meetings and high level events. The Second National Nutrition Forum was held in November 2016 with nutrition on the agenda of the High-Level Round Table Meeting. Provincial Nutrition Committees (PNC) have been set up in 14 provinces and PNC Secretariats

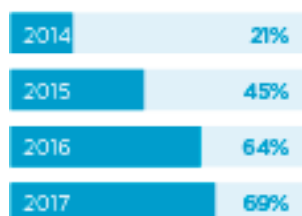
have been established in 13. The process to recruit PNC Secretariat facilitators has commenced. A task force comprising World Food Programme (WFP), European Union, Population Services International and Save the Children was set up, to support the launch of the Lao SUN Business Network, for which a pre-launch event was hosted by the EU Delegation to Lao PDR in October 2016.



Ensuring a coherent policy and legal framework

In 2016, the Ministry of Planning and Investment, with support from WFP, conducted a consultative review of food and nutrition security in Lao PDR investigating the strategic issues most important for achieving the Sustainable Development Goals. A Government-led taskforce and a Decree drafting group has been set up to work on strengthening the Code of Marketing of Breast-milk Substitutes with

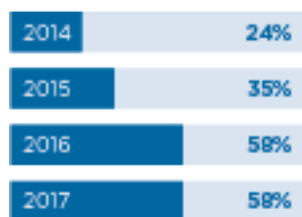
the support of UNICEF, Alive & Thrive and Save the Children. The NNC Secretariat, with the support of development partners is developing a multi-sectoral Social and Behavioural Change Communication Strategic Action Plan. The National Agricultural Forestry Research Institute (NAFRI) has led the finalisation of a policy brief on the role of the agriculture sector in promoting food security and nutrition in Lao PDR.



Aligning actions around a common results framework

In November 2016, a nutrition stakeholder and action mapping was carried out - an update of the 2015 mapping - to determine the current situation regarding implementation of the 22 priority interventions of the National Plan of Action for Nutrition (NPAN) 2016-2020. A new web-based salt iodisation monitoring system and interactive voice response

system for health outreach reporting are being implemented. The report formats are being developed for sectors and provinces to report on the progress towards the implementation of the NPAN. Progress reporting and review is now included on the agenda of NNC Secretariat meetings and the annual National Nutrition Forum.



Financing tracking and resource mobilisation

Several databases containing information on funding for nutrition-relevant programmes and their expenditure data are available within the Ministry of Planning and line ministries for domestic and external resources. The persisting challenge to track, compile, and analyse financial information related to nutrition

still needs to be overcome. Efforts are ongoing to strengthen the process of the annual nutrition finance mapping exercise and institutionalise it. Future mapping aims to build on the existing expenditure reviews and to be expanded to include the private sector contributions.



2017-2018 PRIORITIES

- Finalise the multi-sectoral Social and Behavioural Change Communication Strategic Action Plan;
- Revise and update the Code of Marketing of Breast-milk substitutes;
- Strengthening the nutrition information system.

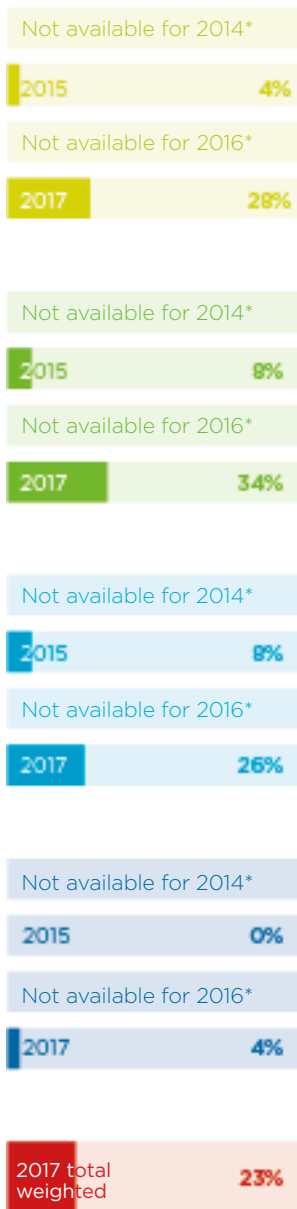


Joined: July 2014
Population: 2.17 million

Lesotho



Institutional transformations in 2016-2017



Bringing people together into a shared space for action

The launch of the National Nutrition Policy in October 2016 and the Cost of Hunger in Africa study helped unite stakeholders, including the private sector, in Lesotho. Recent collaboration with the Ministries of Finance and Development Planning, along with awareness-raising on the creation of SUN Networks with civil society, businesses, UN agencies, academia, and the media, is aiding their

future establishment, with the support of REACH. A key challenge is that many stakeholders within the realm of nutrition-sensitive actions are yet to fully take on board nutrition actions. Going forward, more national advocacy is proposed, in collaboration with His Majesty King Letsie III, and further political commitment encouraged to ensure coordination structures are funded and effective.

Ensuring a coherent policy and legal framework

The drafting, review and validation of the National Nutrition Policy required the intensive scrutiny of other relevant policies to make sure it was holistic and adequately focused on nutrition-specific and nutrition-sensitive actions. All relevant stakeholders were part of its creation and regular impact evaluation reports

are produced to inform policy decisions. Complementary to this, National Nutrition Week in October will bring public recognition of the issue by featuring street nutrition status assessments, counselling, a nutrition champion festival and a football tournament in honour of the King.

Aligning actions around a common results framework

Lesotho does not yet have an official common results framework as yet, but its development is underway with the Food and Nutrition Coordination Office (FNCO) and REACH currently developing a National Nutrition Strategic Plan. Private sector partners are supporting nutrition-specific interventions such as fortification, and UN agencies along with

NGOs are also providing support for nutrition-specific and sensitive interventions - by supporting multiple ministries on various activities. In response to the 2016 drought, a national coordination forum was conducted and common plan with clearly defined responsibilities and budget was developed.

Financing tracking and resource mobilisation

To date, there has not been systematic efforts to track finances and mobilise further resources for nutrition. Tracking financial investments, through the SUN 3-step approach, only captures nutrition-specific investments and due to the nature of Lesotho's budget, is very difficult to ascertain investments in nutrition-sensitive activities. In the future, the FNCO may become an independent Ministry and thereby be able to develop a common

financial reporting format and consolidate reports. Going forward, the African Union Nutrition Champion, King Letsie III, can help advocate for resources, the NEPAD nutrition fund can provide funding windows and more engagement is needed from the Ministry of Finance. One-off donations are sought from local businesses and civil society organisations for specific events, but more support can be identified and public-private partnerships fostered.


2017-2018 PRIORITIES

- Develop a functioning SUN multi-stakeholder platform;
- Strengthen the capacity for scaling up nutrition with clear financial frameworks;
- Prioritise nutrition-specific and sensitive interventions and their implementation (the 10 key nutrition interventions);
- Build an enabling environment through advocacy, communication and knowledge-sharing leading to strong legislation and coordination.



Joined: February 2014
Population: 4.50 million

Liberia



Institutional transformations in 2016-2017

Not available for 2014*

Not available for 2015*

Not available for 2016*

2017 **8%**

Bringing people together into a shared space for action

Liberia is still in the process of setting up the SUN Movement Secretariat and a new Government Focal Point is being appointed, at present. A multi-stakeholder platform (MSP) is in the process of being developed, however, work is ongoing to leverage political will for nutrition. Although the Nutrition Division of

the Ministry of Health (MOH) is convening stakeholders across sectors around nutrition issues, there is a need to involve more stakeholders, e.g. line ministries, civil society, and the private sector. Strengthening of sub-national structures for nutrition will be prioritised, once national-level structures are in place.

Not available for 2014*

Not available for 2015*

Not available for 2016*

2017 **4%**

Ensuring a coherent policy and legal framework

Nutrition has been mainstreamed into policies concerning economic growth and development, poverty reduction, food and agriculture, health care, education and social development. The multi-sectoral Food Security and Nutrition Strategy, developed in 2010, identifies the national priorities to be addressed to ensure food

security and good nutrition for all. The Ministry of Education continues working on developing a school health and nutrition strategy, with input from the developing MSP. Overall, greater inter-ministerial collaboration on nutrition issues is a priority.

Not available for 2014*

Not available for 2015*

Not available for 2016*

2017 **4%**

Aligning actions around a common results framework

A common results framework (CRF) is yet to be defined. This means that sectors still have their own implementation frameworks and carry out separate reporting. A common reporting framework is in the process of being developed, alongside a Zero Hunger Strategic Plan. The MOH is

in the process of developing a multi-sectoral national nutrition implementation plan, which includes both nutrition-specific and nutrition-sensitive actions. This will include both medium and long-term implementation objectives and is expected to be finalised by early 2018.

Not available for 2014*

Not available for 2015*

Not available for 2016*

2017 **0%**

Financing tracking and resource mobilisation

The Government of Liberia remains committed to tracking domestic and external resources mobilised for nutrition.

However, a costed multi-sectoral plan for nutrition is yet to be developed.

2017 total weighted **4%**

2017-2018 PRIORITIES

- Set up the SUN Movement Secretariat and appoint a new SUN Focal Point;
- Establish the multi-stakeholder platform (MSP) and work towards having a common results framework (CRF) in place;
- Review and develop a national nutrition policy and multi-sectoral strategic plan by 2018;
- Scale up nutrition-sensitive interventions (essential nutrition actions) to all parts of the country.

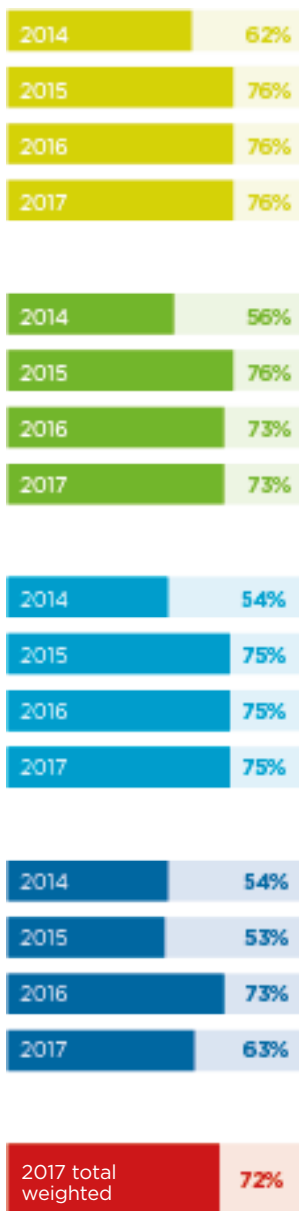


Joined: February 2012
Population: 24.23 million

Madagascar



Institutional transformations in 2016-2017



Bringing people together into a shared space for action

The National Nutrition Office (ONN), the multi-sectoral platform (MSP) linked to the Office of the Prime Minister, is operational at both national and regional levels and has undergone an institutional capacity assessment. Strengthening of the supervision of activities – by the National Nutrition Council – is needed. The WASH sector has recently come onboard, enabling a joint, mass awareness-raising rally. The Anjaramasoandro private sector platform and the Mikasa researchers’ platform, both launched in 2015, were officially made official in April and March 2017 respectively, while the UN network has just been launched.

Mikasa’s membership has risen from 10 to 70 members, and the network has established four research areas for 2017-2021. The HINA civil society network – the only decentralised network – focuses its advocacy on mobilising more resources and strengthening coordination and governance. It has recently launched a website and publishes regular newsletters. A champions’ network comprising artists and athletes, and a pool of nutrition-aware journalists, have also been launched. Efforts are ongoing to operationalise and revitalise the platforms, to ensure structured discussions and forging closer ties.

Ensuring a coherent policy and legal framework

Nutrition laws are in place, although not always respected. Nutrition is a key issue across many sectors such as agriculture, health, social welfare, education, and the environment, as reflected in policies for these five sectors as mention. These

documents will be revised shortly, to reflect findings of analyses concerning the inclusion of other sectors (such as WASH), ministries and Members of Parliament in the National Nutrition Policy (PNN).

Aligning actions around a common results framework

Communities and the MSP were involved in revising the National Food and Nutrition Plan (PNAN) 2012-2015 and in the drafting of the third-generation plan, PNAN 2017-2021 (PNAN III) – which was launched by the President of the Republic in 2017 at a ceremony also attended by the Prime Minister. The PNAN III reflects outcomes

of an updated baseline analysis and NGO mapping exercise. A costed implementation plan and a common results framework (CRF) are currently being developed. Civil society is involved in monitoring and evaluation (M&E) groups at the regional level. The M&E system is functioning but needs to be scaled up across all regions.

Financing tracking and resource mobilisation

The PNAN III budget is currently being developed. HINA is harnessing findings from the budget allocation study for nutrition 2012-2015 to influence the 2019 budget. The ONN’s internal resources have doubled in recent years, but the Prime Minister has pledged to allocate more to nutrition at

the PNAN III launch event. In December 2016, the country secured nutrition funding pledges from the African Development Bank at the Madagascar Donor and Investor Conference in Paris. The Cost of Hunger study found that malnutrition was costing the country 14.5% of its GDP.

2017-2018 PRIORITIES

- Revise the PNN, along with the implementation plan and M&E framework;
- Create the PNAN III budget and organise a donor conference to mobilise internal/external resources;
- Boost platform operationalisation and enhance members’ soft skills;
- Improve data management and create a national database;
- Strengthen researcher and private sector platforms at the technical, financial and operational levels.




Joined: March 2011
Population: 17.57 million

Malawi



*DHS 2016 or Micronutrient survey 2016

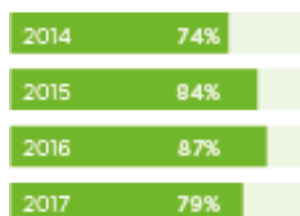
Institutional transformations in 2016-2017



Bringing people together into a shared space for action

Multi-sectoral platforms (MSPs) in Malawi are in place and functional at national, district and community levels. The Department of Nutrition, HIV and AIDS (DNHA) is the convening and coordinating institution for nutrition and the secretariat for all MSPs. All key sectors are part of the MSP and contribute to development and review of policies and plans. Currently, in the review of the National Development Agenda, nutrition is coming out as a

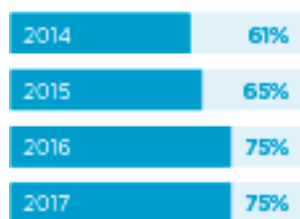
stand-alone priority under other development areas. There is continuous engagement of the political leadership through the MSP, with high-level nutrition meetings and monitoring visits taken place with parliamentarians and Permanent Secretaries. The First Lady of the Republic of Malawi, Dr Gertrude Mutharika, has been instrumental to increase the visibility and public awareness of nutrition.



Ensuring a coherent policy and legal framework

The National Nutrition Policy & Strategic Plan has been reviewed and aligned with the Malawi Growth and Development Strategy III (MGDS III), which has redefined the National Nutrition Programme. Stakeholders have started aligning interventions to the Policy & Strategic Plan. A draft Food and Nutrition Bill has been developed, with consultation with different stakeholders taking place. The MSP has been consulted on the review and validation of key

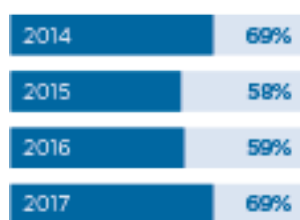
policies and plans, including the Food and Nutrition Bill (awaiting Cabinet approval), as well as development of the monitoring and evaluation (M&E) framework. Sector-specific policies and plans, especially for agriculture, gender equality and climate change have also been reviewed, to ensure alignment with the MGDS III, the National Multi-Sectoral Nutrition Policy, the global nutrition agenda and Sustainable Development Goals (SDGs).



Aligning actions around a common results framework

A national Multi-Sectoral Nutrition M&E Framework has been developed and rolled out to districts. This framework guides all nutrition stakeholders in planning, monitoring and reporting, and is aligned with both national and international goals and targets, e.g. the SDGs and World Health

Assembly (WHA) targets. Institutional arrangements and implementation frameworks define roles and responsibilities of various stakeholders in the coordination, implementation and monitoring of nutrition interventions.



Financing tracking and resource mobilisation

The Nutrition Resource Tracking System (NURTS) seeks to provide projections for nutrition, resource gaps and financing by different sectors. However, a validation exercise of the functionality of NURTS showed that less than fifty per cent of partners are reporting adequately (21 stakeholders in 2016). Despite these limitations, the NURTS

has been integrated into nutrition M&E systems. The Civil Society Organisation Nutrition Alliance (CSONA) tracks nutrition financing in Malawi towards Nutrition for Growth commitments. Malawi, through the Department of Nutrition, HIV and AIDS, is in the process of developing sustainable nutrition financing.



2017-2018 PRIORITIES

- Finalise of the Food and Nutrition Bill;
- Approve and launch the Multi-Sectoral National Nutrition Policy and National Nutrition Strategic Plan;
- Finalise the Agriculture Sector Food and Nutrition Strategy;
- Review the nutrition research agenda.

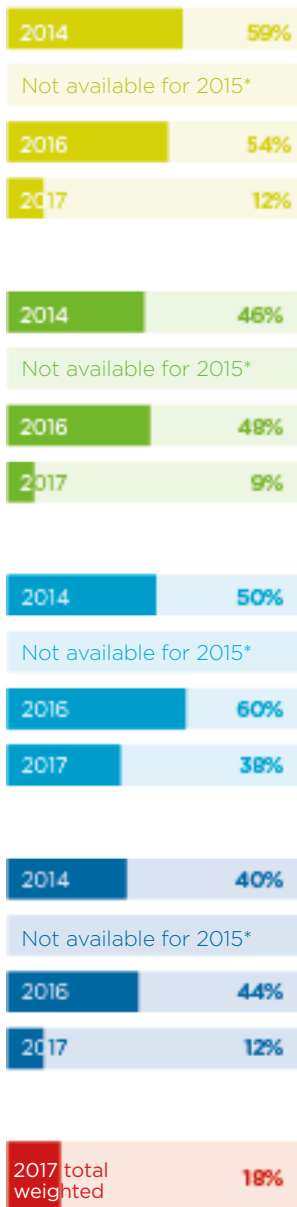


Joined: March 2011
Population: 17.47 million

Mali



Institutional transformations in 2016-2017



Bringing people together into a shared space for action

One major achievement in 2016 was the establishment of the Nutrition Coordination Unit as formal coordinating structure. The different government sectors involved in the implementation of the Multi-Sectoral Nutrition Action Plan (PAMN) have a focal point. At the national level, the multi-sectoral platform (MSP) meets twice a year, through the Technical Inter-Sectoral Nutrition Committee, and once a year through the National Nutrition Council, bringing together ministers from different sectors. The focal points

and general secretaries of the sectoral departments do, however, need training on their roles and responsibilities. The decentralised coordination bodies are established and clearly defined in the National Nutrition Policy, but are not yet operational. The frameworks established in this Policy are the regional, local and commune-level steering, coordination and monitoring committees for development actions. The process of engaging the private sector is underway.

Ensuring a coherent policy and legal framework

The mid-term review of the PAMN enabled the National Nutrition Policy to be updated. A common advocacy framework on nutrition is in the process of being drafted. With the support of the civil society organisations network,

several meetings aimed at promoting nutrition have taken place with the parliamentarian's network. Efforts still need to be made on a national and decentralised level to ensure that legislation is operationalised and implemented.

Aligning actions around a common results framework

The mid-term review of the PAMN, undertaken in 2016, revealed the constraints involved in implementing the plan, after which remedial actions are to be proposed and new directions to be established. In order to support the common results framework implementation, a nutrition situation analysis and mapping of stakeholders and key actions in nutrition have been undertaken. Measurable targets are set annually. The effects of the PAMN

and progress in its implementation were evaluated during the mid-term review, but further improvements in monitoring and evaluation should be made once an information system has been established. Advocacy for greater and more effective coverage of nutrition programmes is taking place. There is a need to address capacity development to ensure plan implementation.

Financing tracking and resource mobilisation

A number of ministers participated in the launch of the 'Cost of Hunger' study, and their speeches were encouraging. Cost estimates have been undertaken for

the PAMN by intervention and by year. Funding sources have not, however, been clearly identified and resource mobilisation strategies have not been defined.

2017-2018 PRIORITIES

- Organise a roundtable event on PAMN resource mobilisation;
- Produce monitoring and evaluation frameworks for the PAMN and the Nutrition Coordination Unit;
- Establish a network for the academic and research sector and draw on the results;
- Establish national and regional coordination and communication platforms, along with sector workshops;
- Organise the 2014-2018 PAMN final evaluation and propose a new PAMN for 2019-2023.

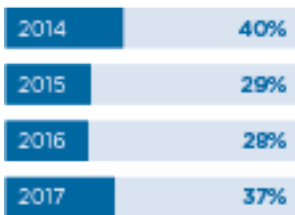
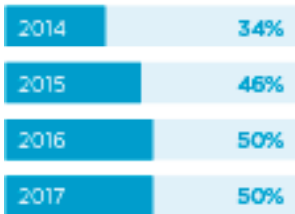
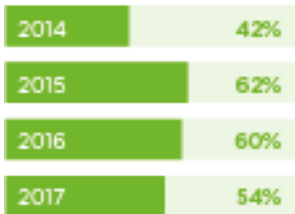
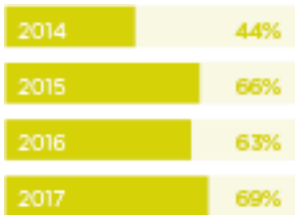


Joined: May 2011
Population: 4.18 million

Mauritania



Institutional transformations in 2016-2017



Bringing people together into a shared space for action

The National Nutrition Development Council (CNDN) and its technical standing committee, created in 2010, form the multi-sectoral and multi-stakeholder platform (MSP). A revision, per decree, is proposed, within the strategic multi-sectoral plan on nutrition to improve the operations of this system. A coordination framework for nutrition is in place and functioning, for handling emergencies, chaired by the Ministry of Health. The CNDN is decentralised

in four regions albeit not operational. Strengthening of national and regional coordination is ongoing, through the establishment of common tools and revision of the Decree creating the CNDN. The newly-established UN network will enable more systematic joint annual planning and monitoring – in addition to the civil society network, which is very active. Support groups exist for parliamentarians and journalists, whilst donor and private sector commitment remains limited.

Ensuring a coherent policy and legal framework

The completion of the 2016-2030 Accelerated Growth and Shared Prosperity Initiative has enabled nutrition mainstreaming to be analysed across different legislative texts. Nutrition is considered in the new national health policy towards 2030 and in the 2017-2020 National Health Development Plan. The

implementation of pro-nutrition political and legal frameworks, particularly on salt iodisation and wheat flour fortification, remains a challenge. A roadmap for improving large-scale fortification and an implementing decree for the International Code of Marketing of Breast-milk Substitutes is being developed.

Aligning actions around a common results framework

The 2016-2025 Strategic Multi-Sectoral Nutrition Plan and common results framework is awaiting political validation. As a reference document for nutrition-related interventions, it does not contain an action plan, but forms a policy framework for all actors involved. A planning workshop for implementation is scheduled, to operationalise this Plan, prioritising actions that contribute to nutrition and evaluating the actors' implementing

capacity. In the longer term, annual progress reviews will enable monitoring, in the absence of an adequate information system. The specific interventions in the common results framework will be operationalised through scaling plans that are being produced on treating acute malnutrition, promoting good feeding practices for infants and young children, combating the lack of micronutrients.

Financing tracking and resource mobilisation

The cost of nutrition-specific interventions is estimated at USD 76 million over the next 10 years and an analysis of existing interventions will enable funding gaps to be identified. It has been estimated that a regular increase in public

funding to 45 per cent over 6 years (2017-2022) would be necessary to fund specific interventions. The completion of the Cost of Hunger study is expected to assist in ensuring predictable funding over a number of years for nutrition.

2017-2018 PRIORITIES

- Publicise and monitor implementation of Strategic Multi-Sectoral Nutrition Plan and improve multi-sectoral coordination at national and decentralised level;
- Organise a planning workshop for the implementation of the Strategic Multi-Sectoral Nutrition Plan;
- Continue analysing budget allocations for nutrition for 2017, using the SUN Movement budget tracking exercise.

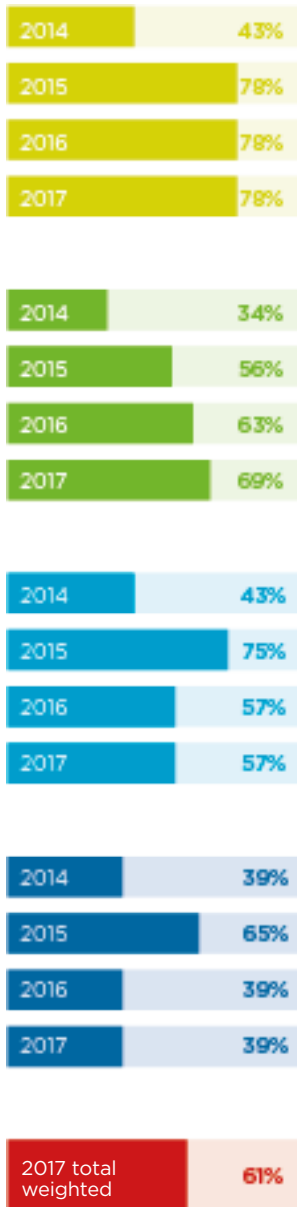


Joined: August 2011
Population: 28.01 million

Mozambique



Institutional transformations in 2016-2017



Bringing people together into a shared space for action

The multi-sectoral platform (MSP) for nutrition, convened by the Technical Working Group of the 2010-2020 Programme for the Reduction of Chronic Undernutrition (GT-PAMRDC) through the Technical Secretariat for Food Security and Nutrition (SETSAN), has ensured capacity-building for provincial technical groups on the inclusion of nutrition into provincial and district economic plans. The PAMRDC is now decentralised to all

11 provinces, but it has proved challenging to ensure participation of all sectors at the district level. Two provinces have initiated this process. A SUN Business Network (SBN) kick-off meeting and consultative workshop was conducted with the participation of stakeholders from the private sector, donors, civil society, UN and the government. Civil Society Networks have been established in four provinces.

Ensuring a coherent policy and legal framework

New laws, strategies and plans have been approved in the past year, including the provincial PAMRDC; a law on food fortification, as well as a food fortification strategy; a communication strategy for nutrition behaviour change; sectoral economic and social plans (PES) with nutrition components; and an operational

plan for agrarian development. Advocacy campaigns by civil society have targeted policy-makers to foster ownership and accountability, and to position nutrition as a key factor for the well-being, income and development of children, families, communities, and the country.

Aligning actions around a common results framework

The establishment of provincial technical working groups has resulted in the design and approval of provincial multi-sectoral nutrition plans, which complement the national level plan. The report of the annual indicator assessment of the implementation of PAMRDC was submitted to the Council of Ministers. This year, the assessment was also carried out at the provincial level, thereby informing

provincial governments on the progress. A Mozambican delegation participated in the fourth African SANKALP Meeting on Investment, Innovation and Entrepreneurship in Nairobi. The delegation included people from SETSAN and various food commodity industries. The meeting highlighted the importance of working together to build a community for the promotion of nutrition.

Financing tracking and resource mobilisation

It remains a major challenge to identify funds allocated specifically for nutrition. Only a few sectors are currently able to track amounts allocated for nutrition in national budgets. Overall financial tracking and transparency continues, as funds are channelled through the public

finance system (e-SISTAFE). Advocacy for longer-term resource allocation to scale up and expand nutrition activities is done on a continual basis. It is necessary to improve the provinces' PAMRDC resource allocation.

2017-2018 PRIORITIES

- Advocate for the establishment of a high-level inter-ministerial governance mechanism for food and nutrition security - the National Council for Food and Nutrition Security (CONSAN) - to be positioned under the auspices of the Prime Minister;
- Further roll-out the PAMRDC at the district level, beyond the two provinces already completed;
- Ensure improved cost estimates and financial tracking for nutrition actions at central, provincial and district levels;
- Conduct a mid-term review of the PAMRDC and elaborate the National Food Security and Nutrition Strategy III (ESANIII).



Joined: April 2013
Population: 52.40 million

Myanmar



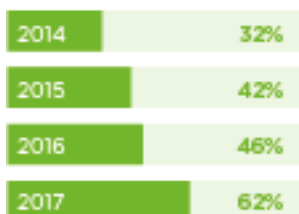
Institutional transformations in 2016-2017



Bringing people together into a shared space for action

The multi-stakeholder platform (MSP) in Myanmar holds quarterly meetings and has terms of reference and workplans in place since 2016. The MSP was expanded in 2016-2017, with new partners including the Livelihoods and Food Security Trust Fund (LIFT), the Three Millennium Development Goal (MDG3) Fund and the World Bank. Plans are in motion to engage the

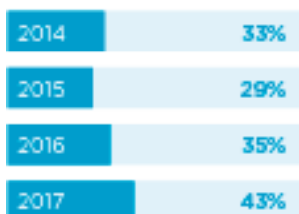
private sector. In January 2017, a high-level inter-ministerial nutrition coordination committee was created by the State Counsellor and mandated the convening body to report to the National Development Assistance Coordination Unit (DACU). Engagement with parliamentarians has begun at the national, in the State of Kayin and in the Magway region.



Ensuring a coherent policy and legal framework

A nutrition stocktaking exercise has reviewed all nutrition-relevant policies and strategies at the national and sectoral level, identified 20 core nutrition actions, and examined their implementation. These results will influence decision-making, with a high-level forum planned in late 2017. Advocacy efforts by the MSP have commenced, as part of

the stocktaking exercise, to fully align the Myanmar Agriculture Policy with national nutrition priorities. A technical working group has been established as the national body to put in place and oversee the national monitoring and enforcement system for the International Code of Marketing of Breast-milk Substitutes.



Aligning actions around a common results framework

Plans are underway to update the National Nutrition Agenda – or the National Plan of Action for Food and Nutrition (NPAFN) 2011-2016, which serves as the national ministerial guide for strategies and action plans for mainstreaming nutrition into sectoral policies is planned. The Myanmar National Action Plan for Food and Nutrition Security (MNAPFNS) will be used as a reference to develop the new costed Multi-sectoral National Plan of Action for

Nutrition for the next five years, with the support of the the UN Network, Donor Network and SUN Civil Society Alliance. The stocktaking exercise revealed the need to address gaps in sectoral nutrition and food security information systems and reporting mechanisms. The 2015-2016 Myanmar Demographic and Health Survey (MDHS) was the first DHS conducted in the country and a detailed report was made available in March 2017.



Financing tracking and resource mobilisation

In addition to the nutrition-specific section of the National Nutrition Agenda, nutrition components of the Ministry of Health's recent new-born and child health strategy have been costed. However, the translation of costed plans into action with adequate budget decisions still demands effort. Although public expenditure reporting

systems exist within the Government, there are systemic difficulties in accessing the public expenditure data and developing sectoral costings for nutrition. Plans are underway to coordinate the tracking and reporting of expenditures, and to link the external components with the national planning systems, under DACU.



2017-2018 PRIORITIES

- Develop and cost the national multi-sectoral plan for nutrition, and ensure endorsement at the highest level within the Government to enable alignment of policies and programmes;
- Mobilise external resources through the MSP and the high-level coordination committee under DACU;
- Continue advocacy for an increase of domestic allocations, reporting and tracking for nutrition.

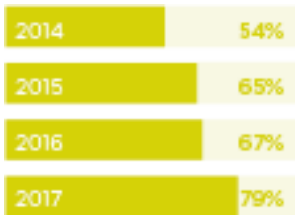


Joined: September 2011
Population: 2.43 million

Namibia



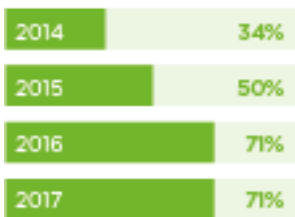
Institutional transformations in 2016-2017



Bringing people together into a shared space for action

In 2017, the Office of the Prime Minister (OPM) appointed an Inter-Agency Steering Committee to finalise the National Food and Nutrition Security Policy (FNSP) and revise the National Food Security and Nutrition Council. The

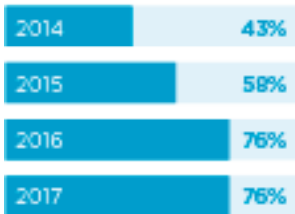
Council is chaired by the OPM, while the Namibia Alliance for Improved Nutrition (NAFIN) will serve as a technical partner to the Council to advocate for nutrition specific interventions.



Ensuring a coherent policy and legal framework

The FNSP has been developed with inputs from various stakeholders and is awaiting validation. The revised policy has been aligned to international, regional, and national recommendations. The Cabinet approved the Namibia Zero Hunger Strategy and Roadmap, appointing the Ministry of Poverty Eradication and Social Welfare to coordinate its implementation. The School Feeding Policy, National Drought Policy, and National Policy on Disaster

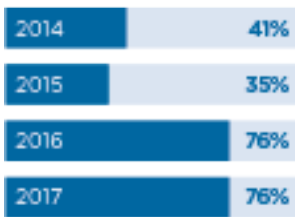
Risk Management are at varying stages of approval. In 2017, legislation on the fortification of maize and pearl millet (mahangu) was passed. Her Excellency Graça Machel, the child rights advocate, visited Namibia, resulting in increased attention on the nutrition of children, mothers, and adolescents. An advocacy booklet to support parliamentary engagement was developed and is planned to be launched in late 2017.



Aligning actions around a common results framework

The common results framework (CRF) under the Scaling Up Nutrition Country Implementation Plan (SUNCIP) was established and all nutrition actions by various actors thus aligned. The update of the SUNCIP is contingent upon the revision of the FNSP. Planning and costing of nutrition activities took place at the start of the financial year for the Ministry of Health, Social Services and other line

ministries. All stakeholders, including line ministries, are mandated to provide quarterly reports for the CRF, coordinated by NAFIN. Enforcement of regular reporting will be enhanced in order to strengthen accountability. The Food and Nutrition Security Monitoring reports compiled and produced bi-annually by the OPM provide valuable data on the status of food and nutrition security in the country.



Financing tracking and resource mobilisation

The reduction in donor funding has increased the Government's responsibility to mobilise resources, especially for HIV. NAFIN has a line item within the Ministry of Finance of N\$ 300,000 annually. Limitations in the financial resources

available and allocated to nutrition is agreed upon among government and partners. The costed Country Investment Plan is expected to support resource alignment by sectors and external stakeholders.



2017-2018 PRIORITIES

- Strategic planning to define actions to be included in the common results framework (CRF);
- Engaging parliamentarians in legislative advocacy, budget oversight, and public outreach;
- Improving on the NAFIN functionality especially in its technical working groups. There is a need to build the capacity of members and for technical support to accelerate earlier gains.

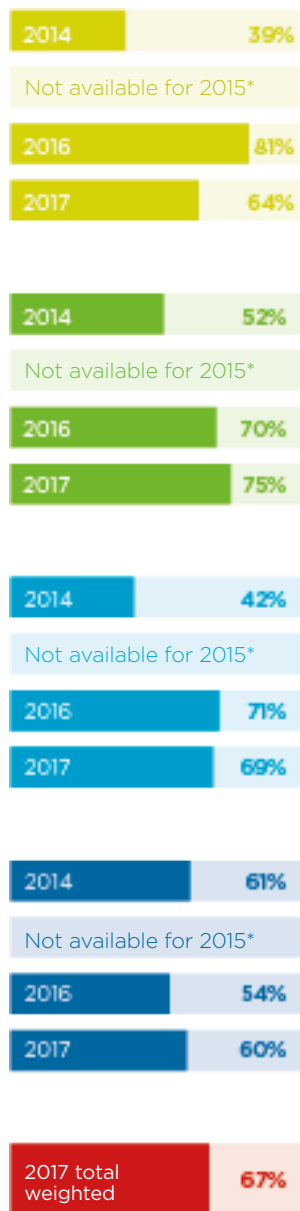


Joined: May 2011
Population: 28.66 million

Nepal



Institutional transformations in 2016-2017



Bringing people together into a shared space for action

In 2012, the Government of Nepal formed the National Nutrition and Food Security Coordination Committee, chaired by Honourable Member of the National Planning Commission (NPC). Key responsibilities of this Committee include the development of national strategy and plan under the policy direction, guidance of the High-Level Nutrition and Food

Security Steering Committee (HLNFSSC), and provides guidance to sub-national committees. The involvement of civil society organisations in Nepal has been limited to the national level, particularly focusing on advocacy-related activities. No progress has been made regarding private sector engagement in nutrition.

Ensuring a coherent policy and legal framework

The issue of malnutrition is clearly reflected in national policy documents including the National Health Policy 2014, the Government's Periodic Plan (2016-2018), and the National Health Sector Strategy (2015-2020). Existing laws, regulations and policies relevant to nutrition include the 1997 Food Act, the 1970 Food Regulation, the 1998 Iodised Salt

Act, the 1992 Mother's Milk Substitutes Act, the 1994 Mother's Milk Substitutes Regulation, and the 1963 Breast Feeding Regulation. In 2016, the Government developed a costing framework "Costing of Gender Equality Instruments in Nepal" which is being implemented. The Golden 1,000 Days Public Awareness Campaign continued throughout 2016.

Aligning actions around a common results framework

The Multi-Sector Nutrition Plan (MNSP) 2013-2017 is the umbrella document which covers most of the nutrition relevant multi-sectoral policies and regulations. The MSNP helps sectors in mainstreaming nutrition issues. Joint monitoring by sectoral line ministries has been conducted at central and district levels, however, it needs to be strengthened. The regular reporting system is in place – using a management information

system – and functions at national and sub-national level. As part of decentralisation efforts, nutrition and food security steering committees have been established at the district, village development committee, and municipal levels. The [Nepal Nutrition and Food Security Portal](#) was established in 2014 and is functional, although not fully utilised by sectors and in need of regular updating.

Financing tracking and resource mobilisation

A financial tracking system is in place, for which the NPC has been taking a lead role. The NPC also advocates for a nutrition budget coding system, which will facilitate the tracking of budget allocations for nutrition. A costing assessment method is in place in the Ministry of Health,

which allows assessment of the financial status of nutrition-specific interventions (TABUCS: Transaction Accounting and Budget Control System). A common tool is used to prepare annual programme and budget (LMBIS: Line Ministry Budget Information System).

2017-2018 PRIORITIES

- Formulating, endorsing and launching the MSNP II;
- Creating implementation guidelines for the MSNP II (2018-2022);
- Enhancing the capacity of local bodies of the new federal structure to implement the MSNP II;
- Revising the National Nutrition Policy and Strategy 2004 to ensure alignment with the new federal structure of Government of Nepal and the MSNP II;
- Conducting a nutrition joint annual review (JAR) meeting at the national level in December 2017.

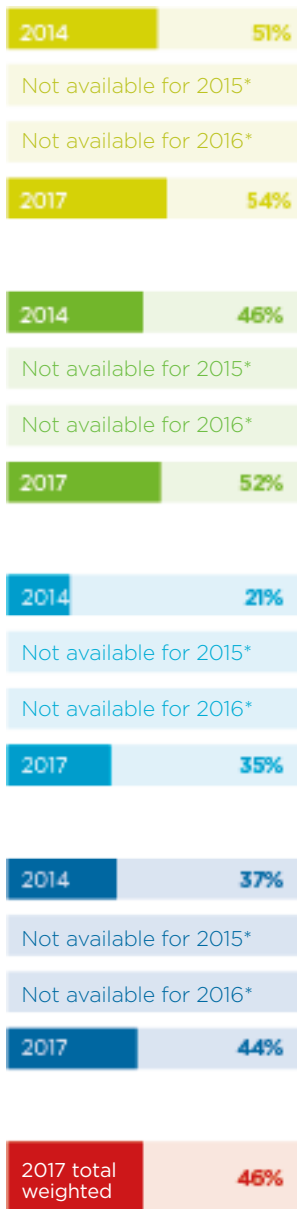


Joined: February 2011
Population: 19.90 million

Niger



Institutional transformations in 2016-2017



Bringing people together into a shared space for action

The ‘Nigeriens Nourish Nigeriens (3N)’ initiative, led by a high commission attached to the Office of the President, now has multi-sectoral strategic steering committees. The 3N initiative has been subject to an institutional analysis in 2017, to identify what reforms are needed to inject fresh impetus into the “food security and nutrition” group. The forthcoming monitoring framework for the nutrition operational plan will strengthen

reporting and accountability across the board. At the decentralised levels, there are eight regional technical committees responsible for coordinating nutrition interventions, and 35 municipal councils have received training on nutrition assessments and planning. The academic, civil society, private sector, UN and parliamentary networks have appointed focal points, but their functioning needs to be improved.

Ensuring a coherent policy and legal framework

The National Food Security Policy (PNSN) and its action plan – currently being finalised under the auspices of a secretariat and specialist sectoral working groups – was developed in an inclusive, participatory manner. The PNSN includes creating a communication strategy and an advocacy plan, and REACH has begun work in this area. The PNSN also makes provisions for the adoption of existing breast-milk

substitute marketing guidelines. Efforts are ongoing to strengthen the law on food fortification. Finally, although the Economic and Social Development Plan 2017-2020 and the Action Plan for Rural Development 2016-2020 incorporate nutrition, the same rule of thumb does not apply systematically across other key sectoral policies and strategies.

Aligning actions around a common results framework

The PNSN multi-sectoral action plan has been converted into an operational plan, including a common results framework. Adoption of the “Convergence Communes” approach has fostered geographical, programmatic and operational collaboration, revealing areas where

there is a need for capacity-strengthening and further Government funding. The operational plan includes assessing human resource capacities and to bring in institutional reform. Work has begun on creating a national nutrition information platform this year, which should be in place in 2018.

Financing tracking and resource mobilisation

Costs have already been estimated for nutrition-specific interventions in the operational plan, with the estimation process ongoing for nutrition-sensitive interventions. The inter-ministerial 3N Policy Committee monitors nutrition-related funding, but no assessment has been made of funding sustainability or effectiveness, or of existing deficits. Since

2016, some national and international malnutrition funding has been diverted to emergency response activities. An operational “profitability analysis” is currently underway to give partners and the Government greater incentive to allocate more funds and fast-track disbursement. There are also plans for a multi-year financial forecast.

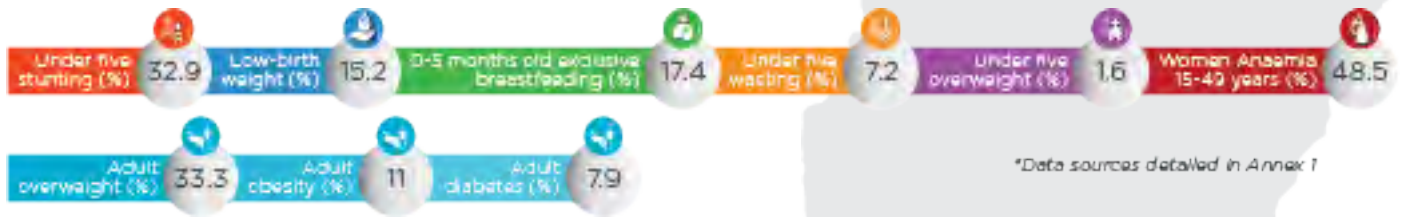
2017-2018 PRIORITIES

- Improve treatment of people with malnutrition;
- Strengthen the food safety control system;
- Strengthen the national nutrition surveillance system and enhance evaluation of nutrition interventions;
- Mobilise resources for the PNSN strategic plan.



Joined: November 2011
Population: 181.18 million

Nigeria



Institutional transformations in 2016-2017



Bringing people together into a shared space for action

The National Committee on Food and Nutrition (NCFN) meet quarterly to review and align activities of relevant ministries, departments and agencies with the National Food and Nutrition Policy. The multi-stakeholder platform (MSP) brings together representatives from six SUN Networks including the Government, United Nations agencies, donors, the SUN Business Network – which was set up in 2016-2017 – Civil Society Scaling Up Nutrition in Nigeria (CS-SUNN) and

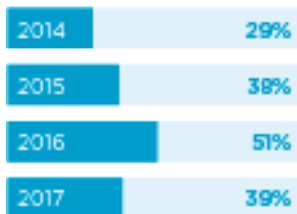
academia. The Office of the Vice President, Ministers of the Federal Government and Governors of State Governments (Kaduna and Kano) have been increasingly involved in nutrition-related issues in the country. While the networks have demonstrated the capacity to track and report on their own contributions and achievements, efforts are required to coordinate better and deliver effective results against agreed work plans.



Ensuring a coherent policy and legal framework

National policies and plans have been developed through a consultative process of engaging partners. National advocacy and communication strategies have been developed and translated into the local language. The National Agency for Food and Drug Administration and Control (NAFDAC) regulates the Code of Marketing

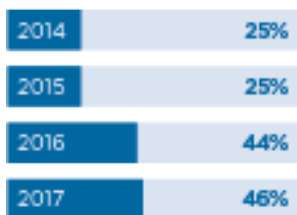
of Breast-milk Substitutes. The Standards Organisation of Nigeria guide food manufacturers and maintains sanctions for products based on quality. The implementation of 18 weeks' maternity leave for mothers was fast-tracked by the Ministry for Labour and Employment, following the Abuja Breastfeeding Declaration in 2016.



Aligning actions around a common results framework

The institutional structure for the coordination of policy implementation and individual stakeholder roles are identified in the revised National Food and Nutrition Policy. The Ministry of Budget and National Planning (MBNP) commissioned a mapping of the nutrition stakeholders' activities in-country, and the

CS-SUNN mapped actions of civil society associations. Efforts are being made to strengthen the nutrition surveillance system. Nutrition-relevant ministries, departments and agencies have annual work plans and have recruited nutrition desk officers.



Financing tracking and resource mobilisation

The State Governments of Kano, Kaduna, Gombe, Sokoto Bauchi have made financial commitments on to scale up nutrition and have redeemed their pledges. The engagement of a Parliamentarian, Senator Lanre Tejuoso, led to an increase in the budget for Health and Nutrition Emergency Response Project (HNERP). The budget allocation

for nutrition in the Federal Ministry of Health (FMOH) from 400 million Naira (USD 1.1 million) to 1.9 billion Naira (USD 5.3 million). The USD 350 million loan from the World Bank for a period of five years has triggered the mobilisation of additional resources from other sources such as the Dangote Foundation.



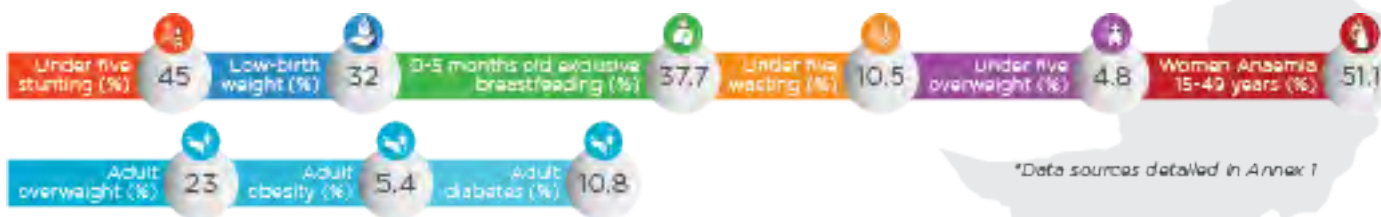
2017-2018 PRIORITIES

- Develop a common narrative and joint statements to effectively influence policy-making in favour of gender equality;
- Promote the gender-responsive integration of nutrition into national policies and other related development actions among key stakeholders;
- Address gaps in financial reporting mechanisms, tracking audits and developing a comprehensive resource mobilisation strategy.



Joined: January 2013
Population: 189.38 million

Pakistan



Institutional transformations in 2016-2017



Bringing people together into a shared space for action

In 2016-17, provincial steering committees and SUN Focal Points were nominated. A high-level task force on early childhood development was also established at the National Planning Commission. National and Provincial Fortification Alliances have been established, which makes another multi-sectoral platform (MSP) for nutrition. The World Bank created a

Multi Donor Trust Fund (MTDF) for Sindh and Punjab provinces with the aim to reduce stunting. In 2016-17, the SUN Civil Society Alliance (CSA) membership was expanded to include 129 civil society organisations. More than 45 universities have joined the SUN Academia and Research Network.



Ensuring a coherent policy and legal framework

In 2016, the province of Khyber Pakhtunkhwa established rules on the protection of breastfeeding and child nutrition, while pieces of legislation are being under development in other provinces. Resolutions on universal salt iodisation have also

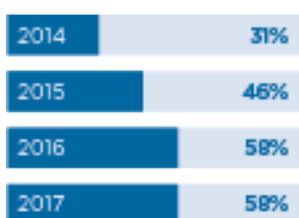
been approved by the provincial assemblies of Khyber Pakhtunkhwa, Balochistan and Punjab. United Nations agencies are supporting the revision of the food fortification standards.



Aligning actions around a common results framework

Pakistan's Multi-Sectoral Nutrition Strategy for 2018-2025 is being finalised. A health and nutrition dashboard has been created by the Ministry of Health Services, Regulation and Coordination; integrating programme data from the

provinces. Provincial multi-sectoral plans have been costed. A thematic working group was established to initiate the implementation of the Pakistan Business Engagement Strategy.



Financing tracking and resource mobilisation

The Government of Pakistan's allocation of funds for nutrition programmes remained steady i.e. USD 2 billion in 2015-16 USD and 1.9 billion in 2016-17 – covering both nutrition-sensitive and specific programmes. Mid-term evaluations of multi-sectoral programmes in Sindh and Balochistan are ongoing, which will provide information on future

programme needs. Financial tracking of public sector funding has been started, and a decentralised tracking system is being developed. In 2016-17, the CSA has launched a social media campaign entitled #InvestmentInNutrition, as part of advocacy to increase investments in nutrition.



2017-2018 PRIORITIES

- Finalise Pakistan's Multi-Sectoral Nutrition Strategy;
- Approve the Federal Nutrition Programme (PC-1);
- Promulgate legislation on food fortification in the provinces;
- Prepare operational guidelines for the enforcement of breastfeeding laws;
- Develop a SUN advocacy and communication strategy.



Joined: April 2016
Population: 7.92 million

Papua New Guinea



Institutional transformations in 2016-2017

Not available for 2014*

Not available for 2015*

Not available for 2016*

Not available for 2017*

Not available for 2014*

Not available for 2015*

Not available for 2016*

Not available for 2017*

Not available for 2014*

Not available for 2015*

Not available for 2016*

Not available for 2017*

Not available for 2014*

Not available for 2015*

Not available for 2016*

Not available for 2017*

2017 total weighted

-

Bringing people together into a shared space for action

An interim National Nutrition Committee, chaired by the Health Secretary and co-chaired by the Secretary of Department of National Planning and Monitoring, has been established under the National Health Board within the National Department of Health. The interim committee enables better coordination by providing advisory support and guidance on the implementation of the 2016-2026 National Nutrition Policy (NNP) to

key sectors, and monitors the performance against the goals, objectives, and interventions in sector strategies and policies. The Nutrition Cluster meetings, co-chaired by the National Department of Health and UNICEF, bring together different sectors, development partners and other organisations (such as WHO, the World Bank, FAO and Office of the United Nations High Commissioner for Human Rights).

Ensuring a coherent policy and legal framework

The 2016-2026 National Nutrition Policy has been revised and developed by key governmental departments and sectors, in addition to several national and international non-governmental organisations. A Nutrition Strategic Action Plan (SAP) is currently being drafted. The Infant and Young Child Feeding (IYCF) policy was developed to complement the 1977 Baby Feed Supplies (Control) Act, which

is currently being reviewed to incorporate the International Code of Marketing of Breast-milk Substitutes. Other policies that support nutrition-sensitive interventions include the 2015 Food Security Policy of the Department of Agriculture and Livestock and the 2015 Water, Sanitation and Hygiene (WASH) Policy of the Department of National Planning and Monitoring.

Aligning actions around a common results framework

The 2016-2026 National Nutrition Policy is a multi-sectoral policy spearheaded by the core sectors of education, agriculture and livestock, health, community development and national planning and monitoring. The nutrition section of the National Department of Health also works closely with the reproductive and sexual health, food safety, and WASH

sectors, and the National Broadcasting Commission through radio programmes and awareness-raising. The Nutrition Strategic Action Plan (SAP) defined for the following five years to support the NNP, is in the process of being costed. The monitoring and evaluation framework is structured under each of the SAP objectives.

Financing tracking and resource mobilisation

The funding for the National Nutrition Programme is allocated under the Public Investment Programme (PIP), through the Department of National Planning. Nutrition-relevant interventions, as part of the annual budget, are also allocated through the Department of Health. The

State allocations are complemented by the funds of external partners such as UNICEF, regarded as a key development partner since 2014. The Department of National Planning tracks the funds for implementation of nutrition interventions, through its monitoring system.

Please note that the narrative on this page, since Papua New Guinea joined the SUN Movement in April 2016, is not based on the Joint-Assessment Exercise, but a baseline study - which new SUN Movement members are asked to undertake.


2017-2018 PRIORITIES

- Cost the Strategic Action Plan and submitting funding proposals to the Department of National Planning and Monitoring;
- Improve capacity-building of health workers and strengthening the coordination of programmes at different levels in management of severe acute malnutrition and integrated management of acute malnutrition;
- Implement comprehensive communication for behaviour change activities to promote best IYCF practices among mothers at the community level.




Joined: November 2010
Population: 31.38 million

Peru




Institutional transformations in 2016-2017



Bringing people together into a shared space for action

The Inter-Ministerial Commission for Social Affairs (CIAS) is a multi-stakeholder platform (MSP) chaired by the Prime Minister with a Technical Secretariat at the Ministry of Development and Social Inclusion (MIDIS), which meets monthly – since August 2016. The CIAS has established good nutrition in childhood as a priority; adopts policy decisions on it and


implements actions. The Poverty Reduction Roundtable, a public-private platform, monitors the status of children’s nutrition status and analyses the social cost associated. Platforms such as the Initiative against Child Malnutrition or the Child Investment Impulse Group continuously ensure advocacy and capacity-building activities.



Ensuring a coherent policy and legal framework

The policy framework is based on scientific evidence. Early childhood development policy guidelines, including effective interventions for adequate nutrition, were published in July 2016. In 2017, the National Plan for the Reduction and Control of Anaemia and Childhood Malnutrition for 2017-2021 was launched and

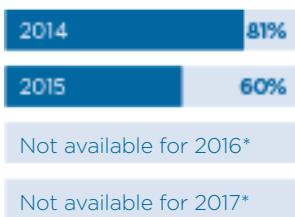
the MIDIS sectoral plans, aimed to ensure improved nutrition. Ensuring the topic of nutrition on the agendas of the President of the Republic, the Presidency of the Council of Ministers and the CIAS ensures it’s seen as a key development area and the revision of current regulations.



Aligning actions around a common results framework

The Government has established a series of chronic undernutrition targets for children under 5 years and anaemia in children under 36 months, as social policy priorities. The CIAS has agreed on multi-year regional goals as per the National Pact for the Reduction of Anaemia and Chronic Child Malnutrition. Each regional government agreed on the regional outcome goals, products and associated services. The Ministry of Health

has approved the National Plan for the Prevention and Reduction of Anaemia, and, within this framework, MIDIS has developed its sector plan. The Stimulus Fund for Performance and Achievement of Social Results (FED) hones on children under 5 years nutrition, and have signed a financial support agreement with the European Union to strengthen work in the Amazon.



Financing tracking and resource mobilisation

Public investments into the prevention of anaemia and malnutrition increased in 2017. Budget programming and budget monitoring are carried out through a publicly available app, which complements the monitoring of indicators and

outcomes of budget-related nutrition programmes. A multi-sectoral information repository that also looks at anemia and chronic child malnutrition has been put in place, which ensures progress reports and budget transfers.



2017-2018 PRIORITIES

- Strengthen the prevention and reduction of anaemia and chronic child malnutrition;
- Positioning a multi-dimensional vision of malnutrition, considering a food security approach and access to public services (with emphasis on safe water and sanitation);
- Strengthening capacities of sub-national bodies and accountability;
- Ensuring links between good nutrition and early childhood development in the design, implementation and monitoring of interventions;
- Strengthening multi-sectoral, inter-governmental and public-private partnerships for the prevention and reduction of anaemia and chronic child malnutrition.



Joined: May 2014
Population: 101.72 million

Philippines



Institutional transformations in 2016-2017



Bringing people together into a shared space for action

The National Nutrition Council's (NNC) Governing Board and technical committee is the multi-sectoral and multi-stakeholder platform (MSP) and coordinating structure in the Philippines for nutrition, as per the 1987 Reorganization Act. To encourage private sector engagement, the President has appointed two private sector representatives to the NNC

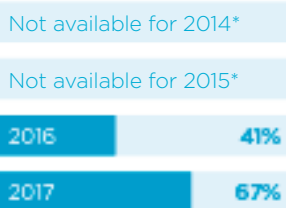
Governing Board. The SUN Civil Society Alliance was also formally organised in 2017. The planning and approval process of the Philippines Plan of Action on Nutrition (PPAN) 2017-2022 has helped align sectors and stakeholders. The PPAN aims to contribute to the country's long-term vision, dubbed "AmBisyon 2040".



Ensuring a coherent policy and legal framework

The National Plan of Action for Nutrition pursues policy adoption on two tracks: i.e. by legislation or through administrative issuances, such as Executive Orders, Administrative Orders, Memorandum Circulars. The priority pieces of legislation to be worked on in near the future are on the protection of children from marketing of unhealthy food and beverages, the amendment to Presidential


Decree (PD) 1569 "Barangay Nutrition Scholar Program", the institutionalisation of the "First 1,000 Days" and developing an Act to impose a 10 per cent value added tax (VAT) on fizzy drinks. An extension of maternity leave is being considered in Congress. The national advocacy and communication strategy will be completed by the end of 2017.



Aligning actions around a common results framework

The NNC Governing Board approved the 2017-22 Philippine Plan of Action for Nutrition in February 2017. The Governing Board also endorsed a draft Executive Order regarding the implementation of the PPAN for the President's approval.

Decentralised structures have been established in the Philippines, through local nutrition committees that also formulate and implement their respective nutrition action plans. The PPAN's monitoring and evaluation framework is being developed.



Financing tracking and resource mobilisation

Costings are only available for supply-driven interventions, based on estimated total requirements. Individual agencies receive their budgets allocations as per their respective programmes forecast. A resource mobilisation strategy is being developed, envisaging the scaling up needs of the PPAN 2017-2022. Nutrition-specific and nutrition-sensitive

interventions are identified in the PPAN framework that can be used to categorise agency budgets and allocations that are to be sourced from the General Appropriations Act (GAA). Likewise, UN development partners commit to mobilise resources, by aligning their respective country development plans with the priorities set forth under the PPAN.



2017-2018 PRIORITIES

- Finalising and pursuing the PPAN implementation plan;
- Finalising the advocacy and communication strategy;
- Developing a resource mobilisation strategy.



Joined: December 2011
Population: 11.63 million

Rwanda



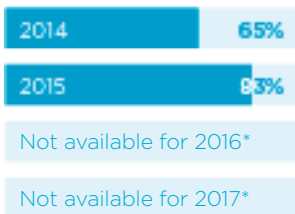
Institutional transformations in 2016-2017




Bringing people together into a shared space for action




Ensuring a coherent policy and legal framework



Aligning actions around a common results framework



Financing tracking and resource mobilisation





Joined: June 2011
Population: 14.98 million

Senegal



Institutional transformations in 2016-2017



Bringing people together into a shared space for action

An institutional analysis of the Fighting Malnutrition Unit (CLM) has been conducted, as part of the evaluation of the institutional and organisational capacities of the nutrition sector in Senegal. Consideration is being given to revising the CLM mandate. The CLM makes regular monitoring visits to the field and progress reports are produced regularly. The CLM regional monitoring committees are up and running. 10 of the 14 existing civil society platforms have now been decentralised. A meeting of the government platform, four statutory meetings of the

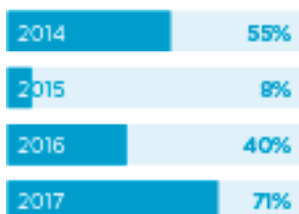
civil society platform and three meetings of the donor/UN platform have taken place over the reporting period. Discussions with the media, the private sector and academia have been held, with key actors from these groups helping to produce action plans for their respective sectors. A parliamentarian network for improved nutrition has been established, which has already participated in an advocacy session on nutrition, during Senegal's 12th Parliamentary Session in April 2017, and during the awareness-raising day "United for Nutrition", held in June 2016.



Ensuring a coherent policy and legal framework

Studies have been conducted into the political evolution and political economy of nutrition, in the context of creating an investment framework for nutrition. An assessment of the legal, regulatory and institutional frameworks for nutrition and food security has been conducted.

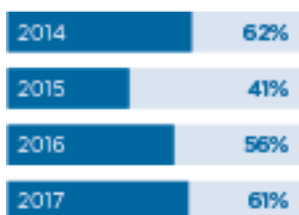
Various updates have taken place concerned the policy framework. Policies, norms and protocols for reproductive health and child survival were finalised in 2016. Discussions are underway to strengthen legislation on the marketing of breast-milk substitutes.



Aligning actions around a common results framework

The Strategic Multi-Sectoral Nutrition Plan (PSMN) was finalised in 2016, following a participatory and inclusive process. Locally-elected officials have been involved in the process of producing

the (PSMN). 12 sectoral action plans, to guide the implementation and role of actors, have been produced, with the support of UN agencies, donors, and civil society representatives.



Financing tracking and resource mobilisation

The Government's budget allocation level towards nutrition remains stable. Resources made available by donors is deemed satisfactory, with the involvement of new actors, particularly Spanish and Japanese development cooperation partners. The 12 sectoral action plans produced within the context of the PSMN

are all costed. The costs of nutrition-specific and sensitive interventions have been identified. The Government and the civil society platform are continuing advocacy for an increase in allocated resources, using an advocacy guide created by civil society.



2017-2018 PRIORITIES

- Strengthen the State budget line;
- Improve budget tracking at the sectoral level and at the level of other stakeholders;
- Produce communication, monitoring and evaluation, and resource mobilisation plans to enable the operationalisation of the PSMN.

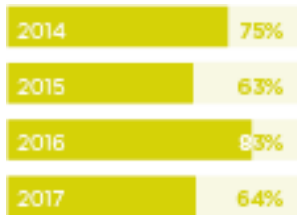


Joined: January 2012
Population: 7.24 million

Sierra Leone



Institutional transformations in 2016-2017



Bringing people together into a shared space for action

The Office of the Vice President hosts the SUN Secretariat, which convenes meetings of the multi-stakeholder platform (MSP) on a regular basis. MSP structures are rolled out at the district level, and, despite challenges including limited resources and lacking participation of MSP partners, district councils coordinate food and nutrition security activities.

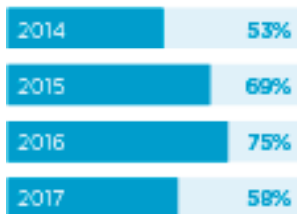
Terms of reference have been developed for the UN Network for SUN and the SUN Donor Network. SUN Donor Network participation, including alignment of priorities, needs to be strengthened. The private sector needs further mobilisation on the importance of nutrition. Meanwhile, the SUN Civil Society Network is well established at the district level.



Ensuring a coherent policy and legal framework

The Government is committed to addressing food and nutrition crisis prevention and management through policies and plans, which, in turn, contribute to resilience-building for the most vulnerable population. The main policy drivers are: 1) The National Sustainable Agricultural Development plan (NSADP) 2010; 2) The National Food and Nutrition Security Implementation Plan (NFNSIP) 2013-2017; 3) The CAADP National Investment Plan; 4) The draft Inclusive Comprehensive Agriculture Development Programme (2016-2020); and 5) The Agenda for Prosperity (A4P, 2013-2018).

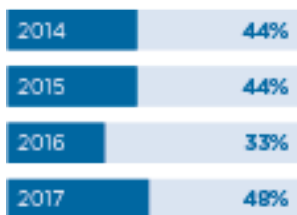
In view of this, the National Resilience Priorities (NRP) document was developed with the support of the MSP and launched in April 2017 by the Minister of Agriculture Forestry and Food Security. A Code Committee has been established to support the parliament and the Ministry of Health and Sanitation accelerate the endorsement of the International Code of Marketing of Breast-milk Substitutes. In 2016, Sierra Leone became the sixth country in Africa to launch Food-Based Dietary Guidelines for Healthy Eating. Members of parliament have been sensitised on the importance of nutrition.



Aligning actions around a common results framework

The planned mid-term review of the common results framework (CRF), i.e. the NFNSIP 2013-2017, has been delayed due to the Ebola response. However, a final review is planned for in 2017 which will result in a new NFNSIP 2018-2022 and an

updated CRF. REACH is set to return to Sierra Leone and will facilitate this review process. The United Nations Development Assistance Framework (UNDAF) remains aligned with the NFNSIP and A4P, as well as the Presidential Recovery Plan.



Financing tracking and resource mobilisation

Since the NFNSIP 2013-2017 was costed, there have been no gaps identified, nor has there been a coordinated mobilisation of funds. Budget tracking for nutrition is ongoing, however, it only targets government expenditures of eight line ministries. Donors track their allocations individually,

but not in a coordinated manner. The new NFNSIP 2018-2022 will identify priorities and funding gaps. There is ongoing advocacy to the Government and partners in a bid to transform commitments into allocations and actual expenditures.



2017-2018 PRIORITIES

- Strengthen the national coordination mechanism and nutrition governance;
- Increase the commitment of policy-makers, policy advisors, and programme designers to give nutrition a high priority on the political and national development agendas;
- Organise a National Nutrition Fair in November 2017.

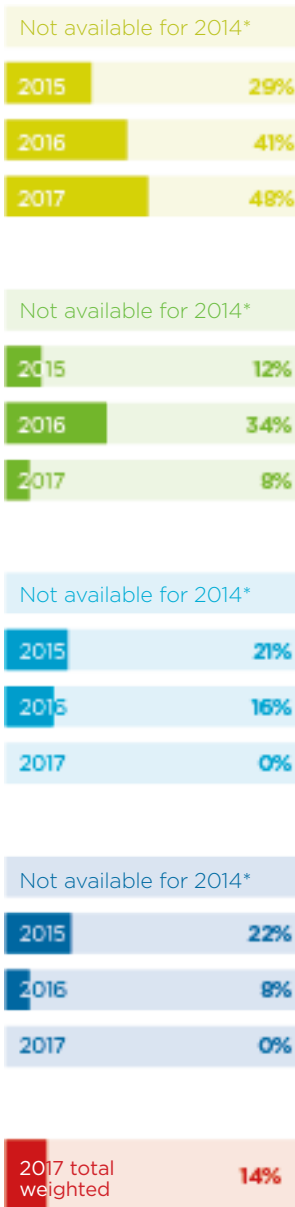


Joined: June 2014
Population: 13.91 million

Somalia



Institutional transformations in 2016-2017



Bringing people together into a shared space for action

The Nutrition Cluster meets on a quarterly basis, with SUN focal points, while the health sector coordinates with its Health Advisory Board - including Ministers of Health - and discusses nutrition. Infant and young child feeding (IYCF), and implementation, monitoring and accountability working groups are also active. There is great interest at the State levels to form multi-stakeholder platforms (MSPsW) in Jubaland, South West

Administration and Galmudug State. In Puntland, the MSP is functional, with 10 ministries coordinating nutrition. Nutrition is a priority area in the 2017-2019 the National Development Plan (NDP), with the Government having advocated for a chapter on nutrition with indicators. A stakeholder analysis, policy review and a strategy to integrate nutrition into other sectors have been completed and are in the process of dissemination.

Ensuring a coherent policy and legal framework

Nutrition indicators at the impact and outcome level have been added and approved. A desk review for strengthening the integration of nutrition in health has been conducted. A nutrition cluster advocacy and communication strategy is under development, early advocacy at the central level has led ministerial strategies to make commitments to nutrition. The health sector has established policies and strategies including a Health Sector Strategic Plan, a Costed Nutrition Plan of Action, and strategies on micronutrients, IYCF, and nutrition. A code of conduct for

the marketing of breast-milk substitutes is nearly finalised nationally, and the Puntland MSP has presented its SUN policy to platform members, including line ministries. An action plan for the Nutrition Strategy for Health has been operationalised. Nutrition, food security, and WASH clusters (national and zonal) are serving as a mechanism to put into force humanitarian response policies and strategies. Monitoring reports are done by all implementing partners. FSNAU reports serve as an important platform for monitoring and conducting surveys.

Aligning actions around a common results framework

In the development of a costed common result framework (CRF), consultative discussions have been held. The

Maximizing the Quality of Scaling Up Nutrition project (MQSUN) and WHO are supporting this ongoing development.

Financing tracking and resource mobilisation

The Nutrition Action Plan and Health Strategic Plan are costed, with the latter capturing nutrition components. In the National Development Plan, the health chapter has been costed, whilst the Somali Humanitarian Plan consolidates all costings of humanitarian projects, across sectors, and all proposals are nutrition-sensitive. A huge tranche of funding is channelled through the UN and NGOs, and

implementing partners report to their respective donors, including UNICEF, WFP, and FAO. Some NGOs receive funds directly from big donors or raise funds through their networks. The Who, What, Where and When (4W) Matrix - which generates products such as maps and tables of achievements is regularly updated, and geotagging of nutrition facilities was completed in the first quarter of 2017.

2017-2018 PRIORITIES

- Finalising the development of the CRF;
- Bridging the development-humanitarian gap;
- Developing a 1,000 critical days programme.



Joined: June 2013
Population: 11.88 million

South Sudan



Institutional transformations in 2016-2017

Not available for 2014*

Not available for 2015*

2016 11%

2017 30%

Not available for 2014*

Not available for 2015*

2016 0%

2017 16%

Not available for 2014*

Not available for 2015*

2016 0%

2017 36%

Not available for 2014*

Not available for 2015*

2016 0%

2017 4%

2017 total weighted 22%

Bringing people together into a shared space for action

South Sudan is still in the midst of a humanitarian crisis, driven by three years of a civil war. In 2017, over 5.5 million people are facing extreme hunger. The Government of South Sudan is committed to scaling up nutrition, with the multi-stakeholder platform (MSP), established in 2015, being revitalised in June 2016. The SUN Civil Society Platform was set up in 2017. The Donor Network is yet to be

established. Expansion of the MSP is planned to also include nutrition-relevant line ministries and sectors, as, currently, SUN activities only fall under the Ministry of Health. Plans are underway to further involve the heads of United Nations and civil society organisations in the SUN Movement activities in South Sudan, in support of the South Sudan SUN Movement a short-term workplan.

Ensuring a coherent policy and legal framework

Nutrition-relevant legislation has not as yet been put in place in South Sudan, although the Nutrition Department at the Ministry of Health and members of the Nutrition Cluster – comprising the Government, UN and civil society – have been working closely to develop regulations and guidelines. The development of the Food and Nutrition Policy is underway, as reviews are ongoing. Guidelines on

Community Management of Acute Malnutrition (CMAM) and Maternal Infant and Young Child Nutrition (MIYCN) have been endorsed by the Ministry of Health and are being rolled-out, with impact monitoring underway. However, a Code of Marketing of Breast-milk Substitutes and other legal frameworks are yet to be developed and put into force.

Aligning actions around a common results framework

The Ministry of Health is integrating nutrition into health sector guidelines, strategies and policies. Key nutrition activities and partner mappings are carried out in collaboration with the Nutrition

Cluster. The Ministry of Health – in consultation with stakeholders – have, in the reporting period, developed an annual nutrition work plan, and joint monitoring mechanism.

Financing tracking and resource mobilisation

No progress has been documented in the reporting period due to the ongoing conflict.

2017-2018 PRIORITIES

- Finalise the Food and Nutrition Policy by June 2018 as well as disseminate the CMAM guidelines and MIYCN guidelines and strategy;
- Maximise the engagement of the multi-sectoral platform for the SUN Movement;
- Ensure advocacy, especially within the realms of resource mobilisation and financial tracking;
- Build capacity of platform members to track progress on SUN-related outputs;
- Advocacy and resource mobilisation to conduct a comprehensive nutrition baseline survey.



Joined: October 2012
Population: 20.71 million

Sri Lanka



Institutional transformations in 2016-2017

Not available for 2014*



Not available for 2014*



Not available for 2014*



Not available for 2014*



2017 total weighted 88%

Bringing people together into a shared space for action

The National Nutrition Council (NNC) – Sri Lanka’s multi-sectoral platform – has been extended to include 16 ministries, in addition to UN and Civil Society Networks in 2017. Since its creation, the NCC has been chaired by President Sirisena, reflecting a high level of political commitment to nutrition, regardless of changes in administration. Platform activities are

integrated into the national development planning mechanisms and monitored annually through a reporting mechanism established in March 2016 strengthened by the Multi-Sectoral Action Plan on Nutrition (MsAPN) 2017-2020. The platform is currently exploring the establishment of a Business Network to encourage public-private partnerships on nutrition.

Ensuring a coherent policy and legal framework

The 2013-2016 Multi-Sectoral Action Plan on Nutrition (MsAPN), which accompanies the National Nutrition Policy is being implemented by all 16 line ministries, nine provincial authorities and 25 districts. This Plan is monitored regularly, through national and regional-level progress review meetings and contributions from the multi-sectoral platform. This Plan is in the process of being updated to cover

the years 2017-2020. A national strategic review on food security and nutrition towards Zero Hunger was launched 13 February 2017, to identify gaps and push policies to achieve SDG 2 by 2030. The Ministry of Health is carrying out a review of the nutrition policies in Sri Lanka, following reviews of the National Nutrition Policy by the SUN Civil Society Network (2016) and UNICEF (2015).

Aligning actions around a common results framework

The country’s common results framework (CRF) monitors the MsAPN and is reviewed on a quarterly basis by the National Nutrition Secretariat, which was set up to enhance the coordination capacity and support the CRF in Sri Lanka. Additionally, the MsAPN is also reviewed in the provinces, districts and divisions every two months. An information system aiming to identify nutritionally at-risk households has been put in place as a

continuous process and implemented by the National Nutrition Secretariat. So far, information from all sectors has been collected for over 150,000 children and pregnant women. Within the Ministry of Health, a national nutrition surveillance system was revamped in March 2017 to collect macro-level data. The Ministry of Education has established a school nutrition database, which gathers nutrition-related data of children in school.

Financing tracking and resource mobilisation

The MsAPN has been costed, however, it was found to be unclear regarding stakeholders’ contributions, which means this element will be scaled up for the next iteration of the MsAPN. A nutrition budget line was introduced in 2015 and continued

annually with new allocations made towards promoting nutrition. More than 95 per cent of funding comes from the State, whilst the UN supports in filling financial gaps. However, civil society organisations are at risk due to lack of funding.

2017-2018 PRIORITIES

- Strengthening of monitoring and evaluation of the MsAPN;
- Establishment of Donor and Business Networks and strengthening the UN Network;
- Targeting of at risk households and individuals through results-based nutrition interventions.



Joined: October 2015
Population: 38.65 million

Sudan



Institutional transformations in 2016-2017

Not available for 2014*

Not available for 2015*

Not available for 2016*

Not available for 2017*

Not available for 2014*

Not available for 2015*

Not available for 2016*

Not available for 2017*

Not available for 2014*

Not available for 2015*

Not available for 2016*

Not available for 2017*

Not available for 2014*

Not available for 2015*

Not available for 2016*

Not available for 2017*

2017 total weighted —

Bringing people together into a shared space for action

Sudan has strong mechanisms in place for scaling up nutrition. The established multi-sectoral platform (MSP) for nutrition includes the Higher Council of Food Security and Nutrition, which convenes 13 line ministries, whilst the National Nutrition Programme Office (NNP) of the Ministry of Health is responsible for coordination and reports to the President through the

Vice-President and the National Nutrition Committee (NNC). The NCC engages with stakeholders including the private sector, civil society, UN agencies, development partners and academia. Sudan has developed advocacy tools and a decentralisation plan to districts, complemented by district and community-level coordination structures.

Ensuring a coherent policy and legal framework

The national nutrition strategy response paper for the Second International Conference on Nutrition (ICN2) recognises malnutrition as the single most important threat to health - limiting education achievements and opportunities for economic development. Despite efforts of various sectors, a huge gap remains between the coverage of basic services and actual needs of the targeted population. Sudan aims to address these

factors by effectively engaging, through institutions responsible for the alignment of policies and legislation on the Code of Marketing of Breast-milk Substitutes and maternity protection. The National Council for Food Security and Nutrition has been mandated to decentralise. The National Council for Child Welfare (NCCW) has been given the authority to ensure the implementation of programmes and the enforcement of legislations.

Aligning actions around a common results framework

The 2014-2025 National Nutrition Strategic Plan (NNSP) brings together stakeholders and recognises the contribution of good nutrition to the health and development of children. A multi-sectoral nutrition situation analysis is being carried out, as humanitarian response plans for

the past three years have been multi-sectoral in terms of joint planning and implementation. A Joint Resilience Project will inform planning and implementation in both humanitarian and development contexts, after its evaluation.

Financing tracking and resource mobilisation

To scale up the coverage of suggested nutrition interventions to 90 per cent, an investment case was launched in August 2016. This was costed at an average of USD 524 million per year, of which estimates of current government contributions were at USD 83 million per year, with USD 118 million per year coming from

development partners, leaving a USD 323 million funding gap. The NCCW have expressed interest in hosting a pool fund and being responsible for data collection, analysis and reporting, although capacity limitations and technical issues in managing nutrition-sensitive and specific programmes remain.


2017-2018 PRIORITIES

- Advocate for activities to influence political and economic decision-makers;
- Support the Sudanese health sector in implementing actions to prevent malnutrition;
- Increase the mobilisation of resources and initiatives on food security.



Joined: November 2013
Population: 1.32 million

Swaziland



Institutional transformations in 2016-2017

Not available for 2014*

Not available for 2015*

Not available for 2016*

Not available for 2017*

Bringing people together into a shared space for action

Not available for 2014*

Not available for 2015*

Not available for 2016*

Not available for 2017*

Ensuring a coherent policy and legal framework

Not available for 2014*

Not available for 2015*

Not available for 2016*

Not available for 2017*

Aligning actions around a common results framework

Not available for 2014*

Not available for 2015*

Not available for 2016*

Not available for 2017*

Financing tracking and resource mobilisation

2017 total weighted

-



Joined: September 2013
Population: 8.55 million

Tajikistan



Institutional transformations in 2016-2017

Not available for 2014*



Bringing people together into a shared space for action

In 2016-2017, the Government of Tajikistan amended the terms of reference and membership of its multi-sectoral platform (MSP) and technical working groups. These changes include the addition of important sectors and new stakeholders, as well as a separation between the SUN multi-sectoral platform functions and

the school-feeding programme. The 2nd National Nutrition Forum took place in July 2017, which brought together more than one hundred national and international partners and practitioners, representing stakeholders from the Government, research institutions, donors, UN agencies and civil society.

Not available for 2014*



Ensuring a coherent policy and legal framework

Effective implementation of laws and policies still remains a challenge. For the enforcement of the universal salt iodisation initiative, a situation analysis was conducted in 2016 and included a review of legal barriers that prevents inspection agencies from regularly monitoring and controlling small businesses in this regard. Policy-makers have shown increasing interest in addressing food fortification issues including flour fortification and

salt iodisation. In 2017, a new working group on micronutrient deficiencies was created under the Council of Food Safety (chaired by the Deputy Prime Minister). This working group is mandated to review and amend the existing fortification law, which did not pass in 2016, into a law on the prevention of micronutrient deficiencies, through food fortification approaches.

Not available for 2014*




Aligning actions around a common results framework

The first draft of Tajikistan's multi-sectoral common results framework (CRF) was presented in July 2017, at the National Nutrition Forum. The next step is to elaborate the CRF, once finalised, into a detailed multi-sectoral plan of action which will outline sectoral targets,

national and sub-national implementation plans, governance, accountability and coordination mechanisms, and financing mechanisms for tracking and reporting on on-budget and off-budget funds for nutrition, in addition to capacity strengthening components.

Not available for 2014*



Financing tracking and resource mobilisation

Tajikistan has taken part in the SUN Movement Budget Analysis Exercise, using the 3-step approach, with results available for the 2014, 2015 and 2016 budget. Future analysis will include donor contributions. The Ministry of Health and Social Protection and the Ministry of Finance have stepped up collaboration on the budget allocation process. In

2016, the Ministry of Health and Social Protection embarked on an exercise to define and cost essential reproductive, maternal, neonatal, child and adolescent health and nutrition services package, which will contribute to an improved better understanding of costed estimations of nutrition-related actions (mostly nutrition-specific interventions).



2017-2018 PRIORITIES

- Elaborate the CRF into a detailed, costed multi-sectoral plan of action for nutrition – with CRF targets fully integrated into sectoral plans and policies;
- Develop a multi-sectoral plan of action, with sector-specific implementation plans at the national and sub-national level;
- Emphasise governance, accountability, management and coordination mechanisms;
- Improve financing sources and mechanisms, in addition to tracking and reporting on on-budget and off-budget funds for nutrition;
- Ensuring capacity development, a monitoring and evaluation framework and costing of the overall plan, and its components.



Joined: June 2011
Population: 53.88 million

Tanzania



Institutional transformations in 2016-2017



Bringing people together into a shared space for action

The formulation of the National Multi-Sectoral Nutrition Action Plan (NMNAP) 2016-2021 brought together all actors, and its launch on 6 September 2017, presided over by the Prime Minister, was attended by a record number of Permanent Secretaries. The development of a nutrition scorecard, annual regional planning and budgeting sessions, the review of supervision tools, bottleneck analysis for regional secretariats and local

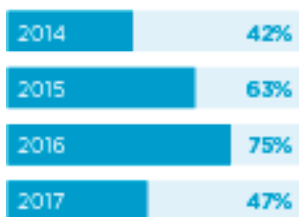
government authorities, and the training of national trainers on *Mkoba wa Siku* 1000 (influencing positive behaviours for better maternal and child nutrition) has fostered joint action. Additionally, the SUN Business Network is engaging with over 90 businesses and the Partnership for Nutrition in Tanzania is collaborating with the Parliamentarian Group on Food Security, Nutrition and Children's Rights.



Ensuring a coherent policy and legal framework

The adoption of the NMNAP is the most successful policy and strategic action, despite the delay in the Food and Nutrition Policy's completion, which is currently awaiting Cabinet approval. 2016 ushered in the fifth phase of the Government and a new Parliament, and PANITA mobilised the support of parliamentarians for the NMNAP in April-June 2017. The Government has issued an updated circular on

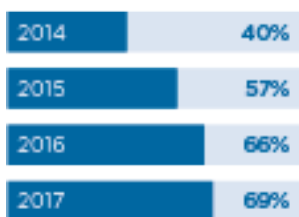
budget guidelines, requiring councils to increase their annual nutrition funding for children under-5. The Vice President has been nominated as a nutrition champion and the Minister of Finance and Planning announced in October 2016 that the Government will invest USD 115 million out of the USD 268 million required for the NMNAP, motivating donors to collaborate.



Aligning actions around a common results framework

A key achievement has been the development and adoption of a multi-stakeholder and multi-sectoral common results, resources, and accountability Framework (CRRAF) to measure progress of the implementation of the NMNAP. Challenges remain in ensuring stakeholders align their monitoring frameworks

with the CRRAF and report annually at the joint multi-sectoral reviews. During this process, the SUN checklist for quality national nutrition plans was used and the NMNAP meets all criteria. In 2017, malnutrition has been included in the health information system weekly reports.



Financing tracking and resource mobilisation

Although progress has been made in tracking nutrition allocations and expenditures in 2016-2017, the mechanisms need strengthening. The overall area of public financing and managing nutrition results in Tanzania is weak, and thus requires capacity development and systems strengthening. There is also a

need to develop the capacity and systems for social audits and accountability. Furthermore, a second public expenditure review will take place in 2017, and a resource mobilisation working group has been established to develop and monitor the NMNAP Strategy (2016-2021).




2017-2018 PRIORITIES

- Hold the fourth joint multi-sectoral review in September 2017 and finalise multi-sectoral coordinating structures;
- Ensure follow-up on the approval of the revised Food and Nutrition Policy;
- Strengthen the implementation and document enforcement of nutrition-relevant legislation;
- Develop a strategy linking nutrition with environment and climate change;
- Operationalise the NMNAP's Monitoring, Evaluation, Accountability and Learning (MEAL) system;
- Develop a resource mobilisation strategy for the NMNAP.




Joined: March 2014
Population: 7.42 million

Togo



Institutional transformations in 2016-2017

Not available for 2014*




Not available for 2014*



Not available for 2014*



Not available for 2014*



Bringing people together into a shared space for action

The Decree establishing the multi-sectoral platform (MSP) is being adopted. However, several platform members have already been officially appointed. The three ministries - Ministry of Grassroots Development, Crafts and Youth Employment, Ministry of Trade, Industry and Private Sector Promotion, and Ministry of Primary and Secondary Education and Vocational Training - are involved in the MSP, for the first time. United Nations

agencies, donors, the private sector and civil society organisations attend platform meetings, which are held regularly but not frequently enough because of a lack of funds. The platform's roadmap, including a list of key actions, and the UN Network's workplan have been created. Two parliamentary groups address the question of nutrition - one from a health standpoint and the other from the perspective of food security.

Ensuring a coherent policy and legal framework

Following the evaluation of the food and nutrition policy and the National Strategic Plan for Food and Nutrition 2012-2015, the terms of reference for the creation of a new policy and a new strategic plan for nutrition (both multi-sectoral in nature) have been made available. The new National Investment Programme for Agriculture and Food and Nutrition

Security (PNIASAN) is also under development. The Government has adopted the new National Health Development Plan (PNDS) 2016-2022, which includes nutrition. Several laws relating to nutrition have been adopted or are currently going through the approval process, including the Order on salt iodisation and food fortification.

Aligning actions around a common results framework

Initial contact has been made with MQSUN+, to assist with the development of the multi-sectoral strategic plan for nutrition and its common results

framework. The planning arrangements contained in the various sectoral plans are currently being revised.

Financing tracking and resource mobilisation

A nutrition intervention mapping exercise is currently being conducted to assess additional funding needs. The budget analysis exercise, which began in 2014, continued in 2016 with technical assistance from a consultant. There are still

no clear nutrition-specific budget lines in sectoral ministries' budgets. Terms of reference have been produced for technical and financial support during the development of this multi-sectoral strategic plan for nutrition.

2017-2018 PRIORITIES

- Hold an information and discussion meeting about strengthening nutrition in Togo in 2017, with support from UNICEF Togo and other partners, during the visit of the Regional Advisor on Nutrition for the West and Central Africa Regional Office;
- Involve secretary-generals of sectoral ministries involved in nutrition, diplomatic service representatives, Members of Parliament, NGOs and civil society, universities and the private sector in advocacy efforts to raise awareness about nutrition in Togo amongst stakeholders and decision-makers;
- Agree on the need for a nutrition governance structure and institutional anchoring of this structure.

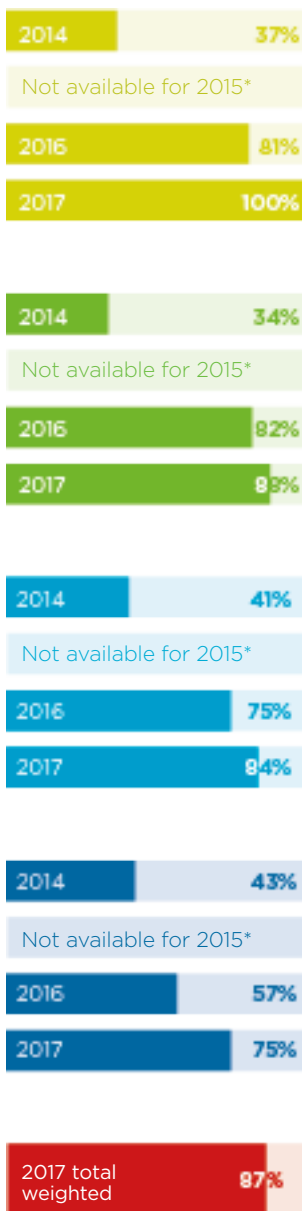


Joined: March 2011
Population: 40.14 million

Uganda



Institutional transformations in 2016-2017



Bringing people together into a shared space for action

Uganda’s multi-sectoral platform (MSP) meets regularly, convened by the Office of the Prime Minister. In 2017, annual workplans for the 2011-2016 Uganda Nutrition Action Plan (UNAP) – which has been extended by a year to ensure continuity – were developed to ensure improved coordination. During the reporting period, a parliamentary forum on nutrition was formed and oriented on nutrition programming, resulting in a productive nutrition parliamentary debate. A Nutrition Development and Donor Partner Group (NDPG)

has been set up, with an agreed workplan in place. The MSP membership has, during the reporting period, expanded at both national and district levels, with the inclusion of stakeholders such as the trade industry and water departments at the local governmental level. At the district level, there are 10 approved multi-sectoral nutrition action plans, with 45 remaining in draft form. 10 districts have also developed nutrition advocacy plans. The reporting mechanism within districts is not fully developed, but efforts to address this are underway.

Ensuring a coherent policy and legal framework

The Strategic Review of Sustainable Development Goal (SDG) 2, undertaken by the National Planning Authority, has relied on the involvement of the MSP. This review analysed Uganda’s preparedness in achieving the Goal and its targets and uncovered the extent to which policies, legal frameworks, and institutions address nutrition. Gaps and recommendations of interventions to attain SDG 2 have been identified. A focus of 2017

has been to ensure adequate technical capacity and resources in the development of a multi-sectoral nutrition security policy. This policy, as coordinated by the Office of the Prime Minister, is in the final stages of development. The enforcement of mandatory food fortification remains weak and existing regulations on the code of marketing breast-milk substitutes is not fully operational.

Aligning actions around a common results framework

The multi-sectoral nutrition plan is nearly completed, with most stakeholders having aligned their actions with the UNAP and second National Development Plan (NDP II). The country’s operational common results framework is the UNAP, as it spells out the roles of all stakeholders, defines the long-term objectives,

the implementation process, and the coordination mechanism. The Ministries of Health, Gender, Labour and Social Development, and Agriculture Animal Industry and Fisheries have interventions designed based on the sectoral policies of the NDPII implementation strategy.

Financing tracking and resource mobilisation

Costed sectoral plans for the implementation of the UNAP are in place, however, they need further analysis to identify funding gaps for interventions. The Minister of Finance, amongst others, have been informed of on-budget and off-budget nutrition financing, however, donors and

development partners track their spending independently, without sharing their findings annually with the MSP. Although the UNAP is costed, funding sources are unclear, which renders the process of building a coordinated mechanism for multi-year funding the more important.

2017-2018 PRIORITIES

- Improve data use and evidence for nutrition programming;
- Enhance multi-sectoral and multi-stakeholder dialogue;
- Develop a resource mobilisation strategy to address nutrition financing gaps.



Joined: January 2014
Population: 93.57 million

Viet Nam



Institutional transformations in 2016-2017

Not available for 2014*



Not available for 2014*



Not available for 2014*



Not available for 2014*



Bringing people together into a shared space for action

Viet Nam is keen to re-establish the National Nutrition Steering Committee, as highlighted in the new 2017-2025 National Plan of Action for Nutrition (NPAN) which contains a clear coordination mechanism to enable effective multi-sectoral cooperation, to encourage higher accountability of the Government's executive and the non-health (nutrition-sensitive) sectors.

The new NPAN was initially planned to be approved at the ministerial level. Following the SUN Movement Coordinator's visit to Viet Nam in February 2017 and the encouragement provided, the plan is now to be endorsed by the Deputy Prime Minister in-charge, unlocking an opportunity for a higher level of commitment and oversight.

Ensuring a coherent policy and legal framework

The Advertisement Law enforced by Decree 100/2014 on marketing of breast-milk substitutes (BMS) has been disseminated by the Ministry of Health through organised training for health inspectors across the country. Private companies have lobbied for reducing the advertising ban on breast-milk substitutes to

children under 12 months, however, the Government has successfully objected, maintaining the initial legislative provision of 24 months. In 2016, the Ministry of Health also issued Circular 38/2016 on breastfeeding support in health facilities and Decree 09/2016 on mandatory food fortification.

Aligning actions around a common results framework

The NPAN for 2017-2025 is currently being finalised and will serve as national ministerial guidelines for mainstreaming nutrition into sector policies. The SUN Movement's checklist on the criteria and characteristics of 'good' national nutritional plans was used during the NPAN development.

Although the definition of roles and tasks was initiated at the early stage of development of the National Nutrition Strategy 2011-2020, the new NPAN revises the roles of actors, based on the needs and national priorities.

Financing tracking and resource mobilisation

The NPAN 2017-2025 has been costed, with support from UNICEF and the SUN Movement Secretariat. Challenges remain in building the ownership of non-health sectors to track and report on the resources mobilised for nutrition. Although there is no long-term resource mobilisation strategy for nutrition, gaps have been identified and resources have

been mobilised at national and sub-national levels. With funds from external partners declining, contributions from the private sector present certain challenges due to conflict of interest - as donations are often made in the form of cooperation between dairy companies and governmental health agencies.

2017-2018 PRIORITIES

- Advocate for more investments into nutrition-specific and sensitive interventions, including the role of nutrition champions and the media;
- Focus on guidelines at the sub-national level to implement the new NPAN with adequate resources mobilised;
- Set up a SUN Business Network and identify a donor convener for the SUN Donor Network, with the support of the global networks.



Joined: November 2012
Population: 26.92 million

Yemen



Institutional transformations in 2016-2017

2014 **63%**

Not available for 2015*

2016 **44%**

2017 **57%**

2014 **54%**

Not available for 2015*

2016 **40%**

2017 **16%**

2014 **42%**

Not available for 2015*

2016 **33%**

2017 **66%**

2014 **21%**

Not available for 2015*

2016 **19%**

2017 **25%**

2017 total weighted **41%**

Bringing people together into a shared space for action

In the second quarter of 2017, the multi-stakeholder platform (MSP) in Yemen was expanded to comprise new partners in its Steering Committee, including academic and civil society organisations focusing on women's empowerment and community participation at the grassroots level. In 2017, new partnerships were established with institutions such as the International Food Policy Research Institute (IFPRI). Although the SUN focal point is a member

of the Nutrition Cluster, comprising UN agencies and civil society organisations, the National Secretariat has not experienced the optimal level of coordination across other sectors due to the ongoing crisis. However, during the reporting period, concerted efforts have been made to better coordinate amongst all stakeholders and sectors including clusters on food security, nutrition, education, WASH, and other stakeholders.

Ensuring a coherent policy and legal framework

A review of whether nutrition-related policies and laws are enacted and effective has not taken place during the reporting period. Due to the ongoing conflict, humanitarian assistance remains the primary focus. Government agencies lack the operational costs to review or update any laws or regulations. The Ministry of Industry and Trade has

monitored several trade laws and regulations in 2017 relating to the monitoring of quality of foods for children and their conformity with international standards. The 4th Five Year Plan for the Agriculture Sector (2012-2016) was assessed in 2017 by the Ministry of Agriculture, in a bid to improve its coverage.

Aligning actions around a common results framework

As a result of the newly established partnership with IFPRI, stakeholders will benefit from the available documents, plans, policies, and programmes who currently solely rely on needs assessment reports. This will further help in listing nutrition projects, with nutrition-sensitive

and specific indicators and other relevant data, as this information will be updated regularly and made publicly available. MQSUN has been re-engaged to revisit the priorities of the National Plan of Action for Nutrition.

Financing tracking and resource mobilisation

Although there is significant funding from donors and international organisations towards nutrition in Yemen, which are mainly targeted towards the humanitarian

response, there are no contributions from the Government due to the ongoing conflict.


2017-2018 PRIORITIES

- Harness advocacy opportunities to influence political and economic decision-makers to align all Yemeni policies to fight hunger and malnutrition;
- Increase the mobilisation of resources and initiatives on nutrition issues.



Joined: December 2010
Population: 16.10 million

Zambia



Institutional transformations in 2016-2017

Not available for 2014*



Bringing people together into a shared space for action

The national multi-stakeholder platform (MSP) continues to convene meetings with all SUN Networks. Provincial Nutrition Coordinating Committees (NCCs) have been established in seven provinces and multi-sectoral nutrition plans are developed. District NCCs have been formed in districts beyond the current

SUN-funded districts. The Civil Society, Donor, and Business Networks have expanded and brought more players on board. New members of parliament were sensitised on food and nutrition issues and asked to act as nutrition champions in their respective constituencies.

Not available for 2014*



Ensuring a coherent policy and legal framework

Several pieces of legislation whose review processes commenced in the last two to three years remain unfinished including the Food and Nutrition Bill, and the Food Safety Bill. However, a new agriculture policy was completed while the development of social protection guidelines is progressing. The SUN Donor Network

launched an initiative to undertake an economic analysis of the current policies and regulatory frameworks to find entry points for nutrition. The National Food and Nutrition Commission (NFNC) developed a nutrition-sensitive framework to inform the planning for the medium-term expenditure framework 2018-2020.

Not available for 2014*



Aligning actions around a common results framework

The development of the 'First 1,000 Most Critical Days Programme' for 2017-2021 (MCDP Phase 2) commenced with a revised results framework, and the programme is anchored in the National Food and Nutrition Strategic Plan (NFNSP) 2017-2021. Annual costed work

plans are in place at the national level and in the 14 SUN-funded districts. A joint annual review brought together stakeholders of the MCDP and focused on key elements of monitoring and evaluation. Review findings will inform the roll-out of MCDP Phase 2.

Not available for 2014*



Financing tracking and resource mobilisation

Although the national budget has doubled since 2012 overall, governmental allocations for nutrition remain stagnant and have declined in some cases. The NFNC and partners including the SUN CSO Network developed a budget tracking framework and reviewed financial commitments for nutrition from 2013-2017. Findings were presented to the Parliamentary Expanded Committee on

Estimates and Expenditure who pledged their increased attention to nutrition. A workshop organised by Food and Nutrition Technical Assistance III (FANTA) led to a 2017-2027 Profiles Model, which will serve as the basis for advocacy on nutrition. The model was developed in line with the national, regional and global nutrition targets.



2017-2018 PRIORITIES

- Establish more comprehensive mechanisms for tracking nutrition for growth SMART commitments and expenditure;
- Roll out the MCDP Phase 2 to at least 30 districts in 2018;
- Agree upon the nutrition research agenda and strengthen the Academia and Research Network;
- Finalise the National Food and Nutrition Strategic Plan (NFNSP) 2017-2021, and the 'First 1,000 Most Critical Days Programme' 2017-2021 (MCDP Phase 2);
- Improve donor coordination on nutrition programming and financing.

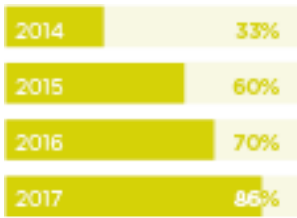


Joined: June 2011
Population: 15.78 million

Zimbabwe



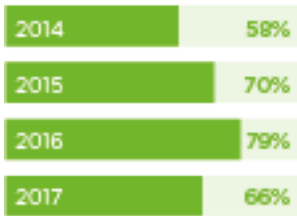
Institutional transformations in 2016-2017



Bringing people together into a shared space for action

Coordination takes place through the Food and Nutrition Security Committees (FNCSs), which are national and sub-national multi-sectoral platforms (MSPs). Food and nutrition security is a high priority on the political agenda, also emphasised in the Zimbabwe Agenda for Sustainable Socio-Economic Transformation (ZimASSET) – an economic blueprint that identifies priority areas for economic

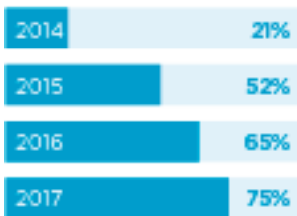
recovery. In the past year, the MSP has sensitised journalists on nutrition issues with a view to ensure they are nutrition champions. The SUN Civil Society Alliance hosted an engagement meeting with 14 members of the Parliamentary Portfolio Committee on the Sustainable Development Goals, alongside representatives from the Ministry of Health and Child Care and the media.



Ensuring a coherent policy and legal framework

The priority for the time being is to effectively implement existing policies and strategies, including the Food and Nutrition Security Policy (FNSP) and the National Nutrition Strategy (NNS) 2014-2018. Nevertheless, in September 2016, an Interim Poverty Reduction Strategy Paper (IPRSP) was launched. It includes initiatives on child and maternal nutrition

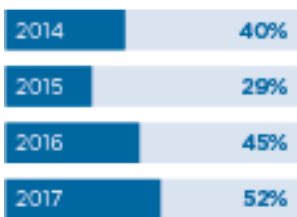
and school feeding. The National Social Protection Policy Framework (NSPPF) was launched, and the Food Fortification Act developed and passed through a consultative approach. The Minister of Health is spearheading the national food fortification agenda with mandatory industrial fortification of four selected food vehicles to start on 1 July 2017.



Aligning actions around a common results framework

The NNS 2014-2018 includes a common results framework (CRF) behind which stakeholders align their nutrition actions. However, there is a need for a mapping analysis and consultation to ensure greater alignment of stakeholders' activities. Work is ongoing to improve the food

and nutrition information system and to track progress of multi-sectoral nutrition actions. Workplans of the FNCSs are aligned with NFNSP commitments, the ZimASSET Food Security and Nutrition Cluster Implementation Plan, and thematic areas of the NNS.



Financing tracking and resource mobilisation

Although the NNS 2014-2018 is costed, a mapping of current expenditures needs further analysis to identify the contribution of nutrition-specific and sensitive interventions toward specific key result areas and/or national nutrition commitments. Thus, a detailed financial tracking system is to be developed. While a more

detailed financial gap analysis is also needed, recent funding allocations will support the nutrition information system, nutrition governance, integration of nutrition agenda in the agriculture sector, and the promotion of national communication campaign on nutrition.



2017-2018 PRIORITIES

- Secure and maintain high-level political commitment for nutrition that translates into tangible action;
- Review national policies/guidelines and the inclusion of issues such as climate change, gender, and resilience;
- Build capacity on financial tracking of resources going into nutrition and the benefits thereof;
- Develop guidelines and support to better capitalise on lessons learned and good practices;
- Ensure financial support to respond to government research gaps in nutrition.



Annexes

Annex 1

EXPLANATION OF INDICATORS CHOSEN FOR THE 2017 ANNUAL SUN MOVEMENT PROGRESS REPORT

This report includes **nine** nutrition statistics, as per the 2017 Global Nutrition Report. These relate to the Global Targets 2025 to improve Maternal, Infant, and Young Child Nutrition, adopted by the World Health Assembly (WHA), and three nutrition-related targets of the Global Monitoring Framework for the Prevention and Control of Non-Communicable diseases (NCDs).

Five WHA target statistics are based on data from the latest UNICEF, WHO and World Bank inter-agency database, whereas anaemia is based on global estimates. The NCD nutrition targets are based on multiple sources, as explained below.

WHA statistics: Under-five stunting, under-five wasting, and under-five overweight is based on data from the UNICEF, WHO and World Bank inter-agency team. Nationally representative anthropometry estimates, following the vetting process by each agency and once collectively agreed upon, are included in the regularly updated joint dataset. Exclusive breastfeeding and low birth weight are from the UNICEF Global Database.

Anaemia in women: This indicator is based on the global estimates of the Nutrition Impact Model Study Group for Anaemia and used in the Global Nutrition Report (2011).

Adult diabetes: Adult blood sugar is one indicator for diabetes (NCD Target 7). This indicator measures fasting blood glucose through population-based surveys and surveillance systems and is based on the World Health Organization's Global Health Observatory data repository indicator (2016) "Raised fasting blood glucose (≥ 7.0 mmol/L or on medication)".

Adult overweight and obesity: For the purposes of this report only, it has been decided to use average rates of male and female adult overweight and obesity (NCD Target 7). The two indicators combine male and female statistics for the simplicity of presentation in the country profiles. The two indicators measure body-mass indexes based on height and weight through population-based surveys and surveillance systems. The indicators are separated by different thresholds, where the prevalence of adult overweight is recorded with a body mass index of >25 , while adult obesity is recorded with a body mass index of >30 . This data is based on the World Health Organization's Global Health Observatory data repository indicator (2016). Importantly, this annex provides the disaggregated data for female and male statistics on adult overweight and obesity. For citation purposes, please refer to Annex 1.

This report does not include data on adolescent overweight and obesity as well as salt intake levels as they are not defined as global nutrition targets by the 2016 Global Nutrition Report.

SUN Country Nutrition Indicator Statistics

Indicator	Indicator description	Definition	Data source(s)	Special notes
Under five stunting	Prevalence of low height-for-age <-2 SD in children under five years of age.	Percentage of children aged 0–59 months who are below minus two standard deviations from median height-for-age of the WHO child growth standards.	UNICEF-WHO-World Bank: Joint Child Malnutrition Estimates: Levels and Trends (updated May 2017). Available at: https://data.unicef.org/topic/nutrition/malnutrition/	Malawi source: DHS 2016. Sri Lanka source: DHS 2016.
Low birth weight	Prevalence of infants born <2500 g.	Percentage of infants weighing less than 2,500 grams at birth.	UNICEF Global Database (updated October 2014). Available at: https://data.unicef.org/topic/nutrition/low-birthweight/	Malawi source: DHS 2016. Sri Lanka source: DHS 2016.
0-5 months old exclusive breastfeeding	Exclusive breastfeeding for the first six months.	Percentage of infants 0–5 months old who were exclusively breastfed (received only breastmilk during the previous day)	UNICEF Global Database (updated October 2016). Available at: http://data.unicef.org/nutrition/iyf.html	Myanmar source: DHS 2016.
Under five wasting	Prevalence of weight-for-height < -2SD in children under five years of age.	Percentage of children aged 0–59 months who are below minus two standard deviations from median weight-for-height of the WHO Child Growth Standards.	UNICEF-WHO-World Bank: Joint Child Malnutrition Estimates: Levels and Trends (updated May 2017). Available at: https://data.unicef.org/topic/nutrition/malnutrition/	Malawi source: DHS 2016. Sri Lanka source: DHS 2016.
Under five overweight	Prevalence of weight-for-height >2 SD in children under five years of age.	Percentage of children aged 0–59 months who are above two standard deviations from median weight-for-height of the WHO child growth standards.	UNICEF-WHO-World Bank: Joint Child Malnutrition Estimates: Levels and Trends (updated May 2017). Available at: https://data.unicef.org/topic/nutrition/malnutrition/	Sri Lanka source: DHS 2016.
Anaemia in women	Prevalence of haemoglobin <11 g/dL in pregnant women.	Percentage of pregnant women with blood haemoglobin concentration <110 g/L.	WHO (2015) Global Prevalence of Anaemia in 2011. Available at: http://www.who.int/nutrition/publications/micronutrients/global_prevalence_anaemia_2011/en/	Malawi source: DHS 2016. Myanmar source: DHS 2016.
Adult overweight and obesity	Proportion of overweight and obese women and men aged 18+ years (defined as BMI ≥ 25 kg/m ² for overweight and BMI ≥ 30 kg/m ² for obesity)	Percentage of defined population (adults 18+) with a BMI of >25 or a BMI of >30.	NCD Risk Factor Collaboration. (2016). Trends in adult body-mass index in 200 countries from 1975 to 2014: a pooled analysis of 1698 population-based measurement studies with 19.1 million participants. The Lancet, 387 (10026), 1377-1396. Available at: http://www.ncdrisc.org/data-downloads.html	The data on overweight and obesity, as portrayed in the SUN country profiles, is presented with aggregated figures combining both male and female scores. Disaggregated statistics for male and female overweight and obesity can be found in Annex 1.
Adult diabetes	Age-standardised prevalence of raised blood glucose/diabetes among persons aged 18+ years (defined as fasting plasma glucose value ≥ 7.0 mmol/L (126 mg/dl) or on medication for raised blood glucose).	Proportion of adults (age 18+) with raised blood glucose (fasting glucose ≥ 7.0 mmol/L or on medication for raised blood glucose or with a history of diagnosis of diabetes, age-standardised estimate for men and women.	NCD Risk Factor Collaboration. (2016). Worldwide trends in diabetes since 1980: a pooled analysis of 751 population-based studies with 4.4 million participants. The Lancet, 387(10027), 1513-1530. Available at: http://www.ncdrisc.org/data-downloads.html	The data on diabetes, as portrayed in the SUN country profiles, is presented with aggregated figures combining both male and female scores. Disaggregated statistics for male and female diabetes statistics can be found in Annex 1.

Adult diabetes, overweight and obesity rates (in %) across the SUN Movement

SUN Country	Diabetes		Overweight		Obesity	
	Male	Female	Male	Female	Male	Female
Bangladesh	10	9	14.11	20.383	1.758	4.876
Benin	7	7	16.786	35.174	3.132	13.11
Botswana	8	9	30.802	55.424	9.426	29.094
Burkina Faso	7	5	15.042	27.751	2.536	8.404
Burundi	4	4	8.602	23.391	0.815	5.239
Cambodia	7	7	12.45	20.761	1.57	4.218
Cameroon	7	7	21.726	40.251	4.611	15.69
Central African Republic	0	0	12.654	26.726	1.735	7.603
Chad	8	6	14.618	30.56	2.988	10.422
Comoros	8	8	14.872	32.747	2.113	10.699
Congo	8	8	22.204	36.744	4.937	13.677
Costa Rica	9	9	58.399	61.496	19.096	28.531
Côte d'Ivoire	7	6	22.372	37.405	4.407	13.837
Democratic Republic of the Congo	6	6	13.676	27.72	1.823	7.613
El Salvador	9	11	52.204	59.82	15.695	26.705
Ethiopia	6	5	10.34	24.231	1.246	5.993
Gabon	0	0	33.945	45.494	10.046	20.411
The Gambia	9	8	21.897	35.86	4.306	13.724
Ghana	6	7	21.866	42.584	5.251	18.301
Guatemala	9	10	48.128	57.465	13.391	24.206
Guinea	7	6	16.381	31.512	2.608	9.907
Guinea-Bissau	7	7	17.363	31.685	2.965	10.716
Haiti	9	9	30.896	45.316	6.685	17.046
Indonesia	7	8	19.744	28.266	3.544	8.081
Kenya	6	6	17.091	33.984	2.922	11.188
Kyrgyzstan	10	11	45.159	47.895	11.375	16.701

Adult diabetes, overweight and obesity rates (in %) across the SUN Movement, cont.

SUN Country	Diabetes		Overweight		Obesity	
	Male	Female	Male	Female	Male	Female
Lao People's Democratic Republic	8	8	14.468	22.238	1.994	4.806
Lesotho	7	10	18.868	52.398	4.355	25.66
Liberia	8	8	17.393	33.284	2.95	11.374
Madagascar	6	5	14.442	27.744	2.13	7.466
Malawi	7	6	11.65	29.076	1.363	8.312
Mali	8	6	17.485	31.063	3.558	10.623
Mauritania	8	9	23.187	35.674	5.294	14.579
Mozambique	7	6	12.016	27.95	1.507	8.131
Myanmar	7	8	14.606	23.282	2.04	5.398
Namibia	7	8	26.654	50.539	7.558	24.338
Nepal	12	9	15.509	22.204	2.226	5.287
Niger	6	5	11.216	25.737	1.622	7.011
Nigeria	6	6	23.644	39.554	5.326	15.448
Pakistan	13	12	21.044	26.009	4.089	8.169
Papua New Guinea	15	14	43.91	55.709	14.484	23.629
Peru	7	8	52.746	61.467	15.007	25.429
Philippines	7	7	21.751	26.859	4.098	7.048
Rwanda	4	5	10.271	27.059	1.003	6.497
Senegal	8	7	19.521	35.345	3.821	13.267
Sierra Leone	7	7	16.91	33.847	2.984	12.376
Somalia	7	6	14.645	25.33	1.919	6.99
South Sudan	-	-	-	-	-	-
Sri Lanka	7	8	17.294	30.673	3.29	9.092
Sudan	8	9	21.515	33.949	4.178	11.726
Swaziland	8	11	25.42	54.516	6.811	27.217

Adult diabetes, overweight and obesity rates (in %) across the SUN Movement, cont.

SUN Country	Diabetes		Overweight		Obesity	
	Male	Female	Male	Female	Male	Female
Tajikistan	10	10	39.371	46.481	9.201	15.617
Togo	7	7	15.674	33.623	2.735	11.827
Uganda	4	5	12.46	28.497	1.394	7.466
Tanzania	6	6	15.238	32.118	2.545	10.745
Viet Nam	6	5	15.786	20.687	1.736	3.236
Yemen	13	10	36.784	48.962	8.615	19.298
Zambia	6	7	18.466	37.019	3.497	13.529
Zimbabwe	7	8	19.511	49.599	3.65	22.668

Annex 2

SUN Country progress in a range of processes

SUN COUNTRY	The country has a functioning MSP	Highest executive level with which the MSP engages	The MSP is decentralised	The MSP works with civil society	The MSP works with the private sector	The MSP has a UN agency convener	The MSP has a donor convener	The MSP works with academia	The MSP works with the media	The MSP works with parliamentarians	Nutrition champions have been nominated	Name of the common results framework(CRF)	The country's CRF has an M&E framework	The country's CRF has been costed
Bangladesh	•	Prime Minister's Office	•	•	•	•	•	•	•	•	•	Development Result Framework (DRF) of the 7th Five-year plan (2016-2020)	•	•
Benin	•		•	•	•	•	•		•	•		Cadre commun de résultats pour la lutte contre la malnutrition chronique 2016-2025		
Botswana		N/A												
Burkina Faso	•	Ministry of Health	•	•	•	•	•	•	•	•	•	Pacte 2016-2020, liant le plan stratégique nutrition 2016-2020 et les interventions sectorielles	•	•
Burundi	•	Vice presidency	•	•		•	•	•		Ongoing				
Cambodia	•	Vice presidency		•			•	•	•	•		NSFSN 2014-18	•	
Cameroon	•	Prime Minister	•	•		•	•	•		•		Matrice suivi et évaluation du plan opérationnel de lutte contre la malnutrition 2016-2021 (Ongoing)	N/A	•
Central African Republic														
Chad	•		•	•	•	•	•	•	•	•	•	Plan d'Action Intersectoriel de Nutrition et d'Alimentation 2016-2020 (Ongoing)	N/A	•
Comoros				•		•				•				
Congo	Ongoing	Presidency				•				•		Plan opérationnel de lutte contre la malnutrition 2016-2018	•	•

SUN COUNTRY	The country has a functioning MSP	Highest executive level with which the MSP engages	The MSP is decentralised	The MSP works with civil society	The MSP works with the private sector	The MSP has a UN agency convener	The MSP has a donor convener	The MSP works with academia	The MSP works with the media	The MSP works with parliamentarians	Nutrition champions have been nominated	Name of the common results framework(CRF)	The country's CRF has an M&E framework	The country's CRF has been costed
Costa Rica	•	Ministry of Health		•		•		•		•		Sistema de Información Nacional en Seguridad Alimentaria y Nutricional (SINSAN)		
Côte d'Ivoire	•	Prime Minister	•	•	•	•	•	•	•	•	•	Plan National Multisectoriel de nutrition (2016-2020)	•	•
Democratic Republic of the Congo	Ongoing		•	•		•	•	•				Plan opérationnel du Plan national stratégique multisectoriel de nutrition 2016-2020 (Ongoing)	•	•
El Salvador	•	Independent	•	•	•			•	•	•	•	Plan Nacional de Seguridad Alimentaria y Nutricional		•
Ethiopia	•	Ministry of Health		•	•			•	•			National nutrition Programme (NNP) 2013-2015 NNP II 2016-2020	•	•
Gabon		Ministry of Agriculture		•	•									
Ghana	•	Ministry of Planning	•	•		•	•	•	•	•		The Government's medium-term development framework 2018-2021	•	
Guatemala	•	Presidency	•	•	•	•	•	•	•	•	•	Estrategia Nacional para la Prevención de la Desnutrición Crónica 2016-2020	•	•
Guinea	•		•	•	•	•	•	•	•	•	•	Plan d'action multisectoriel 2015-2016		•
Guinea-Bissau	•	Ministry of Health		•		•			•	•				
Haiti		Ministry of Health	•	•	•	•		•	•	Ongoing		Plan strategique Nutrition 2013 - 2018/et Plan operationnel Nutrition annuel		•
Indonesia	•	Ministry of Planning	•	•	•	•	•	•	•		•	National Medium-Term Development Planning (RPJMN) 2015-2019	•	•

SUN Country progress in a range of processes, cont.

SUN COUNTRY	The country has a functioning MSP	Highest executive level with which the MSP engages	The MSP is decentralised	The MSP works with civil society	The MSP works with the private sector	The MSP has a UN agency convener	The MSP has a donor convener	The MSP works with academia	The MSP works with the media	The MSP works with parliamentarians	Nutrition champions have been nominated	Name of the common results framework(CRF)	The country's CRF has an M&E framework	The country's CRF has been costed
Kenya	•	Ministry of Health	•	•	•	•	•	•	•	•	•	National nutrition action plan 2012-2017, National Nutrition action plan 2018 (Ongoing)		•
Kyrgyzstan	•	Ministry of Agriculture		•	•			•		•	•	Food Security Strategy 2015-2017		•
Lao PDR	•	Vice-Prime Minister's Office	•	•	Ongoing	•	•					National Nutrition Strategy to 2025 and Plan of Action 2016-2020	•	•
Lesotho		NA						•	•		•			
Liberia				Ongoing		•	•							
Madagascar	•	Prime Minister's Office	•	•	•	•	•	•	•	•	•	Plan National d'Action pour la nutrition (PNAN) PNAN II 2012-2015 PNAN III 2017-2021	Ongoing	•
Malawi	•	Ministry of Health	•	•		•	•	•	•	•	•	National Nutrition Policy and Strategic Plan 2007-2015	•	•
Mali	•			•	Ongoing	•	•	•		•		Plan d'action multisectoriel 2014-2018	Ongoing	•
Mauritania	•	NA		•		•				Ongoing		Plan stratégique multisectoriel de nutrition (2016 - 2025) (Ongoing)		
Mozambique	•	Ministry of Agriculture	•	•	•	•	•	•	•	•	•	Programme for the Reduction of Chronic Undernutrition 2011-2015 (2020)	•	
Myanmar	•	State Counsellor		•		•	•		•	•	•			
Namibia	•	Deputy Prime Minister		•	•	•	•	•	•	•	•	Multi-Sectoral Nutrition Implementation Plan, Results Framework & Dashboard of Indicators (2012/13-2015/16)	•	•

SUN COUNTRY	The country has a functioning MSP	Highest executive level with which the MSP engages	The MSP is decentralised	The MSP works with civil society	The MSP works with the private sector	The MSP has a UN agency convener	The MSP has a donor convener	The MSP works with academia	The MSP works with the media	The MSP works with parliamentarians	Nutrition champions have been nominated	Name of the common results framework(CRF)	The country's CRF has an M&E framework	The country's CRF has been costed
Nepal	•	Prime Minister's Office	•	•	•	•	•	•	•	•	•	Multi-Sectoral Nutrition Plan II 2017-22	•	
Niger	•	Presidency	•	•	•	•	•	•	•	•	Ongoing	Plan d'Action 2017-2019 de la Politique Nationale de Sécurité Nutritionnelle	Ongoing	•
Nigeria	•	Planning Commission	•	•	•	•	•	•	•	•	•	National Strategic Plan of Action for Nutrition (2014 - 2019)	•	•
Papua NG	•	Ministry of Health and Ministry of Planning		•	•	•	•	•	•			Nutrition Strategic Action Plan (SAP) (On-going)		
Pakistan	•	Planning Commission	•	•	•	•	•	•	•	•		National Nutrition Strategy (On-going)		
Peru	•	Presidency	•	•	•	•	•	•	•	•	•	Programación Presupuestal relacionada con nutrición (PAN y SMN)	•	•
Philippines	•	Ministry of Health	•	•	•			•	•	•		National Nutrition Plan II-2017-2022		
Rwanda	•	Ministry of Local Government	•	•	•	•	•		•	•		Joint Action Plan to Eliminate Malnutrition 2012 (JAPEM)		
Senegal	•	Prime Minister's Office	•	•	Ongoing	•	•		Ongoing	•	Ongoing	Plan stratégique multisectoriel de la nutrition 2016-2021	Ongoing	•
Sierra Leone	•	Vice Presidency	•	•	•	•	•			•	Ongoing	Food and nutrition security plan 2013-2017, Drafting FNSP II for 2018-2022 (On-going)	•	•
Somalia	•	Prime Minister's Office	•	•				•		•		Joint Health and Nutrition Programme (On-going)	•	
South Sudan	•	Ministry of Health		•										
Sudan	•	Ministry of Health		•	•	•	•	•	•	•		National Nutrition Strategic Plan 2014 2025		•

SUN Country progress in a range of processes, cont.

SUN COUNTRY	The country has a functioning MSP	Highest executive level with which the MSP engages	The MSP is decentralised	The MSP works with civil society	The MSP works with the private sector	The MSP has a UN agency convener	The MSP has a donor convener	The MSP works with academia	The MSP works with the media	The MSP works with parliamentarians	Nutrition champions have been nominated	Name of the common results framework(CRF)	The country's CRF has an M&E framework	The country's CRF has been costed
Sri Lanka	•	Presidency	•	•		•		•	•	•		Multi Sector Action Plan for Nutrition (2013-2016)	•	
Swaziland	•	N/A		•			•							
Tajikistan	•	Ministry of Health		•				•	•	•				
Tanzania	•	Prime Minister's Office	•	•	•	•	•	•	•	•	•	Common Results, resources, and accountability Framework (CRRAF)		•
The Gambia	•	Vice-Presidency	•	Ongoing				•	•	•	•	National Nutrition Policy 2010-2020		•
Togo	•	-				•				Ongoing				
Uganda	•	Prime Minister's Office	•	•	•		•			•	•	2011-2016 Uganda Nutrition Action Plan (UNAP)	Ongoing	•
Viet Nam	•	N/A		•			•	•		•	•	National Nutrition Strategy for 2011-2020, with a Vision toward 2030	•	•
Yemen	•	Ministry of Planning						•				Multi-sectoral Nutrition Plan 2015-19	•	•
Zambia	•	Ministry of Health	•	•	•	•	•	•		•	•	National nutrition strategy 2017-2021	•	•
Zimbabwe	•	Independent	•			•	•		•	•	•	National nutrition strategy 2014-2018	•	•

Monitoring progress across the SUN Movement in 2016-2017

The 2017 SUN Movement Progress Report draws on outcome monitoring to present the current state of the SUN Movement. It assesses progress by gauging how SUN Countries and SUN Networks are adapting their behaviours to deliver on the four strategic objectives in the SUN Movement Strategy and Roadmap 2016-2020:

1. **Expand and sustain an enabling political environment**
2. **Prioritise and institutionalise effective actions that contribute to good nutrition**
3. **Implement effective actions aligned with common results**
4. **Effectively use, and significantly increase, financial resources for nutrition.**

The report takes into account the complex, unpredictable and non-linear nature of progress faced by stakeholders in addressing nutrition, as part of their collective commitment, quarterly SUN Country Network meetings and the annual Joint-Assessment Exercise undertaken by SUN Countries. It looks at how the behaviour of actors at the country level (i.e. government, donors, civil society, business and the United Nations) is changing towards the attainment of the four strategic objectives of the SUN Movement. This Joint-Assessment also provides a platform for mutual accountability, which enables future sharing and learning within the SUN Movement. The format of the report from the Joint-Assessment Exercise is also organised around the four strategic objectives, as mentioned above.

The methodology used recognises that stakeholders (people, organisations and networks) are driving change processes. In monitoring progress, it focuses on **a set of progress markers⁷³ that illustrate behavioural outcomes** expected to be displayed by various stakeholders. Progress markers have been established for each of the four processes. Each stakeholder analyses the relationships, actions, activities, policies and practices associated with each progress marker over the last year. The achievements in relation to each marker are scored using a five-point scale (i.e. *change of behaviour being not applicable/not started (score = 0), started (1), on-going (2), nearly completed (3) or completed (4)*).

The first **progress markers** within each of the four processes represent types of behavioural outcomes that are 'easier' to achieve, while the **later progress markers** within each process represent more difficult and ambitious change.⁷⁴ To reflect this, the scores for each progress marker are totalled and weighed,⁷⁵ with the early (and easier achieved) progress markers given less weight than the more advanced (and more challenging) markers.

Monitoring progress in the SUN Movement using Joint-Assessments completed directly by SUN Countries helps them assess – and then improve – their effectiveness. As such, the Joint-Assessment process helps stakeholders take ownership of and benefit from the monitoring of progress and to be mutually accountable for their collective actions.

While progress in the Movement has been monitored since 2012, until 2014, assessments of each strategic objective were based on information from bi-monthly country calls. Since then, all SUN Countries have been encouraged to undertake the Joint-Assessment Exercise, with the invaluable contributions of all stakeholders involved in the Movement – to gain a comprehensive overview of progress achieved, whilst assessing and scoring themselves.

⁷³ Please see to the list of Processes and Progress Markers in Table 2.

⁷⁴ Please see the [SUN Movement Monitoring and Evaluation Framework, available at: http://scalingupnutrition.org/monitoring2013](http://scalingupnutrition.org/monitoring2013).

⁷⁵ Please see Table 3.

Assessing 2016-2017 progress in the SUN Movement

Assessing progress in the SUN Movement is country-led with the support of the national and global SUN Networks and the SUN Movement Secretariat. **By August 2017, 52 SUN Countries⁷⁶ had undertaken their joint-assessments** (see figure 1). **27 of these countries have undertaken the same Joint-Assessment Exercise the past four years (2014, 2015, 2016 and 2017), as shown in Figure 2.** SUN Countries unable to undertake the Joint-Assessments in 2017 are presented as profiles without data. The countries that have joined the SUN Movement within the last year are a part of this year's individual country profiles.

The title of the monitoring exercise was changed in 2016, from self-assessment to the SUN Movement Joint-Assessment, noting that it is a collective exercise focusing on joint reflection and joint priorities for the future. The progress markers were adjusted in 2016, to focus more on implementation and results, while maintaining comparability of scores, over time, for each country.

This year, the Joint-Assessment was tweaked to ensure alignment with the SUN Monitoring, Evaluation, Accountability and Learning (MEAL) system. Additional questions were asked for each and every process, to gather data from countries on ways to foster accountability, ensure gender equality, and how emergencies and disasters affect the attainment of the four strategic objectives.

The results of the Joint-Assessment reports are summarised in the country profiles of this report. This report shows assessments for 2014-2017, given the same methodology i.e. joint-assessments by in-country stakeholders.

Key messages from the 2016 monitoring

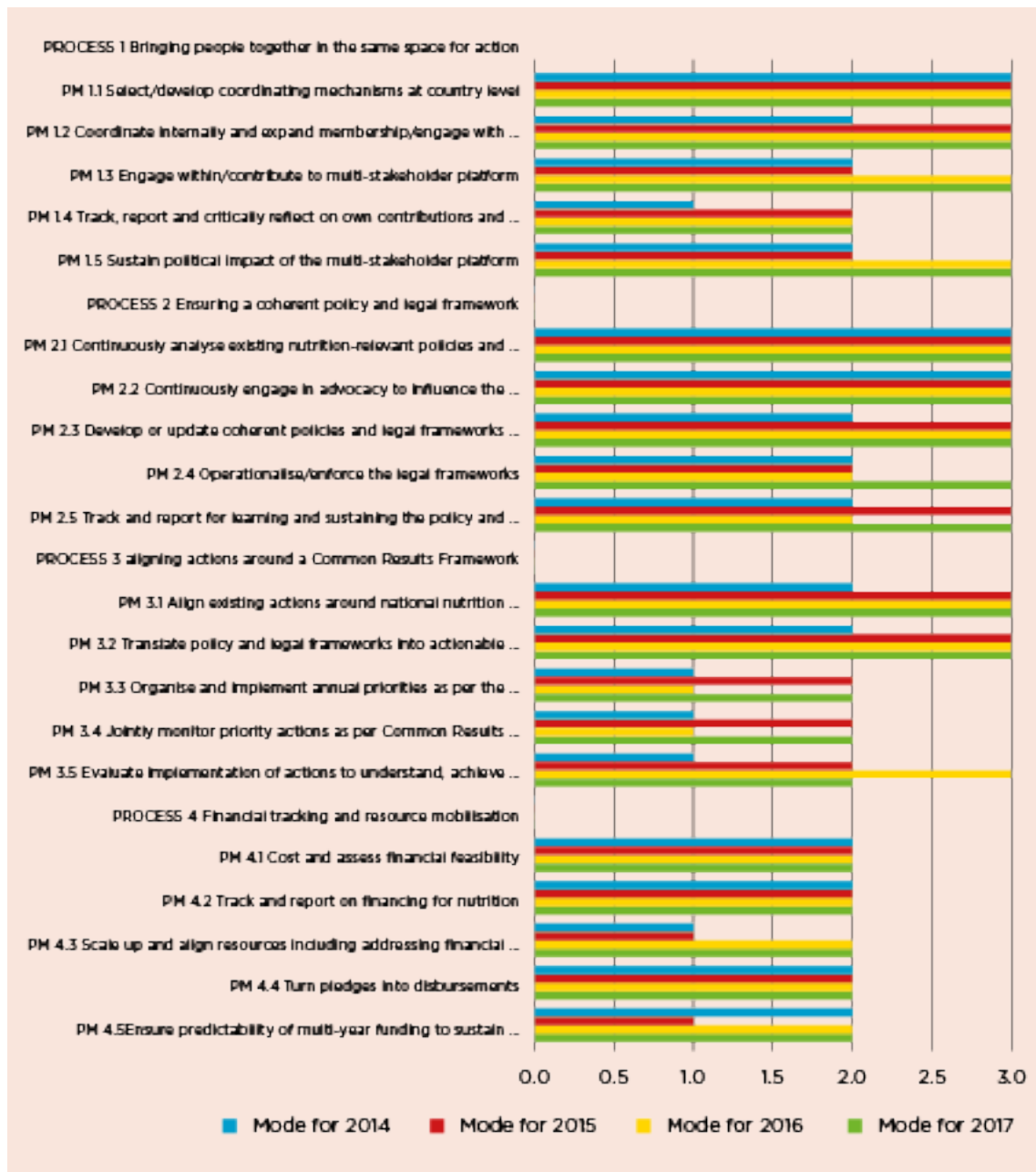
Observations of emerging overall patterns of change have relevance for the SUN Movement, as a whole, and are highlighted in this report. To understand the current state of the SUN Movement, analysis is based on the mode (frequency of a particular score) for progress markers from the 45 countries, as per figure 1 below. From this, an improvement can be seen across the SUN Movement (seen by comparing the modes of the 27 countries that have assessments for four years, as reflected below:

⁷⁶ Please see the full list of countries and data points in Table 1.

Figure 1: Progress in the SUN Movement 2017: 52 SUN Country Joint-Assessments



Figure 2: Joint-Assessments from 27 Countries with 4 data points (2014, 2015, 2016 & 2017)



UNDERSTANDING SOME OF THE CHALLENGES IN INTERPRETING AND COMPARING SCORES, ACROSS COUNTRIES AND OVER TIME

Analysis of results, as per Joint-Assessments by countries throughout time and for 2017, suggests that in-country stakeholders are generally more self-critical when assessing their progress markers than the SUN Movement Secretariat has been in the previous years (2012 and 2013). With the turnover of teams in countries and with the evolution in the understanding of what is expected in terms of changes that comes with the maturity of SUN countries, it is possible that changes in scoring don't reflect changes on the ground.

SUN Country Joint-Assessments involve a great deal of reflection, especially on aspects of progress that cannot easily be captured from outside of a country. A Joint-Assessment appears to reflect the heterogeneity of different actors that are involved, while external assessments, even when validated in-country, tend to reflect the perspective of the main stakeholder.

A progress marker score of between 0 and 4 is expected to indicate the presence of changes in particular behaviours. However, some Joint-Assessment scores for particular markers appear to be influenced by the value attached to it by those completing the Joint-Assessments. Such subjectivity is expected when the monitoring of outcomes is based on the *outcome mapping* approach. The assessment asks whether a particular behaviour is "starting", "ongoing" or "in place", where those responsible for the assessment are invited to make an assessment based on their own judgment.

This implies that Joint-Assessment scores should not be used to compare progress *amongst countries*. But they can aid with the identification and interpretation of emerging patterns of institutional transformations within a country. Scores will still need to be interpreted with great care, given that the approach is influenced by the interplay between stakeholders, the complexity of issues being tackled and the uniqueness of each country setting. Many within the SUN Country Network believe that if in-country stakeholders apply the same Joint-Assessment approach year after year, they will be better placed to describe the challenges they face and the successes in efforts to tackle them.

Table 1: Data analysed for the 2017 SUN Movement Annual Progress Report

		2014 Joint-Assessment Reporting	2015 Joint-Assessment Reporting	2016 Joint-Assessment Reporting	2017 Joint-Assessment Reporting
1	Bangladesh	Report submitted by country	Report submitted by country	Report submitted by country	Report submitted by country
2	Benin	Report submitted by country	Report submitted by country	Report submitted by country	Report submitted by country
3	Botswana	Joined SUN in 2014 -2015	Validated narrative of progress for 2015	Report submitted by country	Report not submitted by country
4	Burkina Faso	Report submitted by country	Report submitted by country	Report submitted by country	Report submitted by country
5	Burundi	Report submitted by country	Report submitted by country	Report submitted by country	Report submitted by country
6	Cambodia	Joined SUN in 2014 -2015	Report submitted by country	Report submitted by country	Report submitted by country
7	Cameroon	Report submitted by country	Report submitted by country	Report submitted by country	Report submitted by country
8	Central African Republic	Joined SUN in 2016 -2017	Joined SUN in 2016 -2017	Joined SUN in 2016 -2017	Joined SUN in 2016 -2017
9	Chad	Report submitted by country	Report submitted by country	Report submitted by country	Report submitted by country
10	Comoros	Submitted Baseline/ Assessed by SMS	Validated narrative of progress for 2015	Report not submitted by country	Report submitted by country
11	Congo	Submitted Baseline/ Assessed by SMS	Report submitted by country	Report submitted by country	Report submitted by country
12	Costa Rica	Submitted Baseline/ Assessed by SMS	Report submitted by country	Report submitted by country	Report submitted by country
13	Côte d'Ivoire	Report submitted by country	Report submitted by country	Report submitted by country	Report submitted by country
14	Democratic Republic of the Congo	Report submitted by country	Report submitted by country	Report submitted by country	Report submitted by country
15	El Salvador	Report submitted by country	Report submitted by country	Report submitted by country	Report submitted by country
16	Ethiopia	Assessed by SMS	Validated narrative of progress for 2015	Report not submitted by country	Report not submitted by country
17	Gabon	Joined SUN in 2016 -2017	Joined SUN in 2016 -2017	Joined SUN in 2016 -2017	Joined SUN in 2016 -2017
18	The Gambia	Report submitted by country	Validated narrative of progress for 2015	Report submitted by country	Report submitted by country
19	Ghana	Report submitted by country	Report submitted by country	Report not submitted by country	Report submitted by country

		2014 Joint-Assessment Reporting	2015 Joint-Assessment Reporting	2016 Joint-Assessment Reporting	2017 Joint-Assessment Reporting
20	Guatemala	Report submitted by country	Report submitted by country	Report submitted by country	Report submitted by country
21	Guinea	Report submitted by country	Report submitted by country	Report submitted by country	Report submitted by country
22	Guinea-Bissau	Submitted Baseline/ Assessed by SMS	Report submitted by country	Report submitted by country	Report submitted by country
23	Haiti	Report submitted by country	Validated narrative of progress for 2015	Report not submitted by country	Report submitted by country
24	Indonesia	Report submitted by country	Report submitted by country	Report submitted by country	Report submitted by country
25	Kenya	Report submitted by country	Report submitted by country	Report submitted by country	Report submitted by country
26	Kyrgyzstan	Report submitted by country	Report submitted by country	Report submitted by country	Report submitted by country
27	Lao PDR	Report submitted by country	Report submitted by country	Report submitted by country	Report submitted by country
28	Lesotho	Joined SUN in 2014 -2015	Report submitted by country	Report not submitted by country	Report submitted by country
29	Liberia	Submitted Baseline/ Assessed by SMS	Validated narrative of progress for 2015	Report not submitted by country	Report submitted by country
30	Madagascar	Report submitted by country	Report submitted by country	Report submitted by country	Report submitted by country
31	Malawi	Report submitted by country	Report submitted by country	Report submitted by country	Report submitted by country
32	Mali	Report submitted by country	Validated narrative of progress for 2015	Report submitted by country	Report submitted by country
33	Mauritania	Report submitted by country	Report submitted by country	Report submitted by country	Report submitted by country
34	Mozambique	Report submitted by country	Report submitted by country	Report submitted by country	Report submitted by country
35	Myanmar	Report submitted by country	Report submitted by country	Report submitted by country	Report submitted by country
36	Namibia	Report submitted by country	Report submitted by country	Report submitted by country	Report submitted by country
37	Nepal	Report submitted by country	Validated narrative of progress for 2015	Report submitted by country	Report submitted by country
38	Niger	Report submitted by country	Validated narrative of progress for 2015	Report not submitted by country	Report submitted by country
39	Nigeria	Report submitted by country		Report submitted by country	Report submitted by country

Table 1: Data analysed for the 2017 SUN Movement Annual Progress Report, cont.

		2014 Joint-Assessment Reporting	2015 Joint-Assessment Reporting	2016 Joint-Assessment Reporting	2017 Joint-Assessment Reporting
40	Pakistan	Report submitted by country		Report submitted by country	Report submitted by country
41	Papua New Guinea	Joined SUN in 2015 -2016	Joined SUN in 2015 -2016	Joined SUN in 2015 -2016	Joined SUN in 2016 -2017
42	Peru	Report submitted by country	Report submitted by country	Report not submitted by country	Report submitted by country
43	Philippines	Joined SUN in 2014 -2015	Validated narrative of progress for 2015	Report submitted by country	Report submitted by country
44	Rwanda	Report submitted by country	Report submitted by country	Report not submitted by country	Report not submitted by country
45	Senegal	Report submitted by country	Report submitted by country	Report submitted by country	Report submitted by country
46	Somalia	Joined SUN IN 2014 -2015	Report submitted by country	Report submitted by country	Report submitted by country
47	South Sudan	No baseline/ Assessed by SMS	Report submitted by country	Report submitted by country	Report submitted by country
48	Sierra Leone	Report submitted by country	Report submitted by country	Report submitted by country	Report submitted by country
49	Sri Lanka	Assessed by SMS	Report submitted by country	Report submitted by country	Report submitted by country
50	Sudan	Joined SUN in 2015 -2016	Joined SUN in 2015 -2016	Joined SUN in 2015 -2016	Report submitted by country
51	Swaziland	Submitted Baseline/ Assessed by SMS	Report submitted by country	Report not submitted by country	
52	Tajikistan	Submitted Baseline/ Assessed by SMS	Report submitted by country	Report submitted by country	Report submitted by country
53	Tanzania	Report submitted by country	Report submitted by country	Report submitted by country	Report submitted by country
54	Togo	Submitted Baseline/ Assessed by SMS	Report submitted by country	Report submitted by country	Report submitted by country
55	Uganda	Assessed by SMS	Validated narrative of progress for 2015	Report submitted by country	Report submitted by country
56	Viet Nam	Submitted Baseline/ Assessed by SMS	Report submitted by country	Report submitted by country	Report submitted by country
57	Yemen	Report submitted by country	Validated narrative of progress for 2015	Report submitted by country	Report submitted by country
58	Zambia	Assessed by SMS	Report submitted by country	Report submitted by country	Report submitted by country
59	Zimbabwe	Report submitted by country	Report submitted by country	Report submitted by country	Report submitted by country

Table 2: Processes and Progress Markers for SUN Country Joint-Assessment Reporting 2017

Process 1: Bringing people in the same space	
Progress Marker (PM) 1	Select/develop coordinating mechanisms at country level
Progress Marker (PM) 2	Coordinate internally and expand membership/engage with other actors for broader influence
Progress Marker (PM) 3	Engage within/contribute to the multi-stakeholder platform (MSP)
Progress Marker (PM) 4	Track, report and critically reflect on own contributions and accomplishments
Progress Marker (PM) 5	Sustain political impact of the multi-stakeholder platform
Process 2: Coherent policy and legal framework	
Progress Marker (PM) 1	Continuously analyse existing nutrition-relevant policies and legislation
Progress Marker (PM) 2	Continuously engage in advocacy to influence the development, update and dissemination of relevant policy and legal frameworks
Progress Marker (PM) 3	Develop or update coherent policies and legal frameworks through coordinated and harmonised in-country stakeholder efforts
Progress Marker (PM) 4	Operationalise/enforce the legal frameworks
Progress Marker (PM) 5	Track and report for learning and sustaining the policy and legislation impact
Process 3: Common Results Framework for National Nutrition Plan (aligned programming)	
Progress Marker (PM) 1	Align existing actions around national nutrition targets/policies
Progress Marker (PM) 2	Translate policy and legal frameworks into actionable Common Results Framework (CRF) for scaling up nutrition
Progress Marker (PM) 3	Organise and implement annual priorities as per the Common Results Framework
Progress Marker (PM) 4	Jointly monitor priority actions as per the Common Results Framework
Progress Marker (PM) 5	Evaluate implementation of actions to understand, achieve and sustain nutrition impact
Process 4: Financial tracking and resource mobilisation	
Progress Marker (PM) 1	Cost and assess financial feasibility
Progress Marker (PM) 2	Track and report on financing for nutrition
Progress Marker (PM) 3	Scale up and align resources including addressing financial shortfalls
Progress Marker (PM) 4	Turn pledges into disbursements
Progress Marker (PM) 5	Ensure predictability of multi-year funding to sustain implementation results and nutrition impact

Table 3: Weights for Progress Markers in each process

	Weight PM1	Weight PM2	Weight PM3	Weight PM4	Weight PM5	Sum of weights (round up)
Process 1						
	4	4	5	6	6	
	16%	16%	20%	24%	24%	100%
Process 2						
	4	4	5	6	6	
	16%	16%	20%	24%	24%	100%
Process 3						
	4	4	5	6	6	
	16%	16%	20%	24%	24%	100%
Process 4						
	4	4	5	6	6	
	16%	16%	20%	24%	24%	100%



FIND OUT MORE

www.scalingupnutrition.org

 www.facebook.com/SUNMovement

 www.twitter.com/SUN_Movement