



The Scaling Up Nutrition (SUN) Movement



Annual Progress Report 2016



Cover photo credits (big photo and left to right):

©UNICEF (from the Indian State of Jharkhand, who joined the SUN Movement in September 2016),

©Panos Pictures, ©UNICEF, ©ILO/M. Crozet, ©UNICEF, ©UN Photo

All information in this report was collected, reviewed and collated by the SUN Movement Secretariat during the months of June, July and August 2016. The SUN Movement Secretariat is supported by the Bill & Melinda Gates Foundation, Canada, the European Union, France, Germany, Ireland, the Netherlands and the United Kingdom. Human resource capacity has been made available by France. The activity plan and budget of the SUN Movement Secretariat supports the implementation of the SUN Movement Strategy and Roadmap (2016-2020).



SUN MOVEMENT

Annual Progress Report 2016

List of abbreviations and acronyms

| | |
|--------------|---|
| CSO | Civil Society Organisations |
| COI | Conflict of Interest |
| CFS | Committee on World Food Security |
| CRF | Common Results Framework |
| CSA | Civil Society Alliance |
| CSN | SUN Civil Society Network |
| GDP | Gross Domestic Product |
| GNR | Global Nutrition Report |
| ICE | Independent Comprehensive Evaluation |
| MEAL | Monitoring Evaluating Accountability Learning |
| MSP | Multi-Stakeholder Platform |
| N4G | Nutrition for Growth |
| REACH | Renewed Efforts Against Child Hunger and Undernutrition |
| SBN | SUN Business Network |
| SDG | Sustainable Development Goals |
| SDN | SUN Donor Network |
| SMS | SUN Movement Secretariat |
| SUN | Scaling Up Nutrition |
| TST | Transitional Stewardship Team |
| UN | United Nations |
| UNN | UN Network for SUN |
| WASH | Water, sanitation and hygiene |
| WHA | World Health Assembly |



Contents

| | |
|------------------------------------|----|
| List of abbreviations and acronyms | II |
| 2016: A visual snapshot | V |
| Summary | X |

Introduction

| | |
|----------------------------|-----|
| From inspiration to impact | XIV |
|----------------------------|-----|

Chapter 1

| | |
|--|----------|
| What makes good nutrition so important? | 1 |
| Good nutrition: An essential ingredient to achieving the 2030 Agenda for Sustainable Development | 3 |

Chapter 2

| | |
|--|----------|
| The countries driving the SUN Movement | 5 |
| The state of malnutrition in SUN Countries | 5 |
| Who is leading SUN Countries' collaboration? | 9 |
| Sharing and learning in 2015-16 | 11 |
| Working together through Communities of Practice | 14 |
| The 2016 SUN Movement Joint-Assessment Exercise | 16 |

Chapter 3

| | |
|---|-----------|
| Changing behaviours in SUN Countries | 17 |
| 3.1 Expand and sustain an enabling political environment | 19 |
| 3.2 Prioritise and institutionalise effective actions that contribute to good nutrition | 29 |
| 3.3 Implement effective actions aligned with common results | 35 |
| 3.4 Effectively use, and significantly increase, financial resources for nutrition | 42 |

Chapter 5

| | |
|------------------------|-----------|
| The way forward | 65 |
| The road ahead | 66 |
| Looking to 2017 | 72 |

Chapter 4

| | |
|---|-----------|
| SUN supporters | 53 |
| 4.1 The SUN Movement Networks | 54 |
| 4.2 The SUN Movement Lead Group | 59 |
| 4.3 The SUN Movement Executive Committee | 61 |
| 4.4 The SUN Movement Coordinator | 61 |
| 4.5 The SUN Movement Secretariat | 62 |
| 4.6 The SUN Movement Strategy and Roadmap (2016-2020) | 63 |
| 4.7 The SUN Movement Multi-Partner Trust Fund | 64 |

Chapter 6

| | |
|---------------------------------------|-----------|
| SUN Country Profiles | 73 |
| Snapshot of progress in SUN Countries | 75 |

Annexes

| | |
|---|-----|
| Annex 1 | |
| Explanation of indicators chosen for the 2016 Annual SUN Movement Progress Report | 132 |
| Annex 2 | |
| Monitoring progress in the SUN Movement in 2015-2016 | 143 |

Bangladesh reports progress in reducing stunting to

36.1%

down from 38.7% in 2011 and 43.2% in 2007

Nepal reports progress in reducing stunting to

37.4%

down from 40.5% in 2011 and 49.3% in 2006

El Salvador reports progress in reducing stunting to

14%

down from 20.6% in 2008, and 24.6 in 2003

2015 World Breastfeeding Week

focuses on breastfeeding and work



The 2015 Global Nutrition Report is launched




United Nations General Assembly adopts the **2030 Agenda** for Sustainable Development



Anthony Lake, Chair of the SUN Movement Lead Group attends two key events on increased investment in early childhood development



Finance and Agriculture Ministers and Central Bank Governors commit to scaling up nutrition through action plans at an **African Development Bank meeting** in Senegal



Third International Conference on Financing for Development



MID 2015

41

194 participants from **41 SUN Countries** join the 20th series of SUN Country Network Meetings to discuss **"Development of the updated SUN Movement Strategy 2016-2020"**



The SUN Civil Society Network launches their Accountability for Nutrition Think-Piece

Anthony Lake, Chair of the SUN Movement Lead Group, appoints **15 people to serve on the SUN Movement Executive Committee**

The 8th meeting of the SUN Movement Lead Group encourages the **amplification of reach and impact of actions** in the new Strategy and Roadmap

46

230 participants from **46 SUN Countries** join the 21st series of SUN Country Network meetings to discuss **"Equity and Gender"**



Scaling Up Nutrition In Practice Brief **"The Contribution of Agriculture and Social Protection to Improving Nutrition"** is launched



Nearly 500 participants from SUN Countries and SUN Networks unite for the 2015 SUN Movement **Global Gathering in Milan, Italy**



The 2015 **SUN Movement Annual Progress Report** is launched

The Gambia reports progress in reducing stunting to

16.2%

down from 23.4% in 2010 and 27.6% in 2006

Nigeria reports progress in reducing stunting to

32.9%

down from 36.4% in 2013 and 41% in 2008

Lesotho reports progress in reducing stunting to

33.2%

down from 39% in 2009 and 45.2% in 2004

The first investment framework to reach global nutrition targets is launched at the **Spring Meeting of the World Bank**

World Health Organization launches a **World Health Assembly Target Tracking Tool**



International Women's Day is celebrated across the globe



60th session of the Commission on the Status of Women addresses links with sustainable development



The first **Lancet Series** on breastfeeding is launched



2016 World Economic Forum is held in Davos, Switzerland, and the **2016 Access to Nutrition Index** is launched



UN Climate Change Conference in Paris

World Toilet Day is celebrated under the theme "Sanitation and Nutrition"



Sudan is the 56th country to join the SUN Movement



SUN en-net online forum launches



Gerda Verburg is appointed by the UN Secretary-General as the **new SUN Movement Coordinator**

“ I am delighted to have the opportunity to work with the 56 countries in the SUN Movement, as it enters its sixth year. They are home to over 90 million undernourished children. Our vision is to bring this down to zero. **”**



The SUN Movement Executive Committee members come together to shape the Movement's road ahead

45

Over 300 participants from **45 SUN Countries** and the Indian State of Maharashtra join the 22nd series of SUN Country Network meetings to discuss **“National Nutrition Targets and Commitments to Action”**



Papua New Guinea is the 57th country to join the SUN Movement




The **SUN Civil Society Network** disseminates their Advocacy Toolkit - **A How To Guide**

Swaziland reports progress in reducing stunting to

25.5%

down from 31% in 2010 and 40.4% in 2008

World Health Day brings global attention to diabetes and the first **Global Report on Diabetes is launched**



UN Standing Committee on Nutrition launches a new Strategic Plan



Somalia reports progress in reducing stunting to

25.9%

down from 42.1% in 2006 and 29.2% in 2000

Cameroon reports progress in reducing stunting to

31.7%

down from 32.6% in 2011 and 36.4% in 2006

The 2016 Global Nutrition Report is launched



G7 leaders commit to lifting millions out of hunger and malnutrition by 2030



A report on the Marketing of Breast-milk Substitutes launched by UNICEF, WHO and the International Baby Food Action Network



Nourishing Millions: **Stories of Change is launched**



United Nations General Assembly proclaims 2016-2025 the **Decade of Action on Nutrition**

Children can't fully reap the benefits of schooling if they don't get the nutrients they need; and emerging economies won't reach their full potential if their workers are chronically tired because their diets are unbalanced. That's why we welcome the Decade of Action on Nutrition and look forward to helping make it a success.

FAO Director-General José Graziano da Silva



Regional report on nutrition security reveals **children in South East Asia face a "double burden" of obesity and undernutrition**



The 4th Women Deliver Conference is held in Copenhagen, Denmark "Improving the nutritional status of girls, adolescents, and women increases their ability to perform well at school and to become empowered in the workforce and the wider society. We in the SUN Movement know that the virtuous circle of good nutrition and better futures starts with the girl child."

Gerda Verburg, SUN Movement Coordinator



The sixty-eighth World Health Assembly is held in Geneva, Switzerland



Chef and campaigner Jamie Oliver joins Ministers of Health and Hon. Nahas Angula at a World Health Assembly side event to talk about nutrition globally



The Indian State of **Uttar Pradesh** is the **2nd Indian State to join the SUN Movement**

49

349 participants from **49 SUN Countries** and the Indian State of Maharashtra joined the 23rd series of SUN Country Network meetings to discuss "**Building and Sustaining Political Commitment for Nutrition Action**"



Public Financing for Nutrition in Asia Workshop is held in Bangkok bringing together representatives over 200 participants from 18 countries across Asia.



The **SUN Civil Society Network** releases **new tools** to help Civil Society Alliances in their financial sustainability efforts

The Independent Evaluation of the **SUN Movement Multi-Partner Trust Fund** concludes with a final report from the Evaluation Team



Scaling Up Nutrition In Practice Brief "**Empowering Women and Girls to Improve Nutrition: Building a Sisterhood of Success**" is launched.

The Congo reports progress in reducing stunting to

21.2%

down from 25% in 2011 and 31.2% in 2005

Guatemala reports progress in reducing stunting to


46.5%

down from 48% in 2009 and 54.3% in 2002

Transform Nutrition announces their **ten nutrition champions**



The first **Agriculture, Nutrition and Health Academy Week** successfully brings together the research community in Ethiopia



High-level Political Forum on Sustainable Development assesses progress on the Sustainable Development Goals



A **Nutrition for Growth high-level event** is held in Brazil coincides with the Rio Olympics



One million undernourished as **El Niño drought worsens**



New report by **Generation Nutrition** calls for **SMART** commitments from all stakeholders



2016 World Breastfeeding Week boosts breastfeeding as key to sustainable development



Looking forward to the **2030 Agenda** for Sustainable Development



MID 2016

Three regional teleconferences are held for SUN Countries to exchange experiences in preventing and managing the impact of El Niño and weather shocks on nutrition



Scaling Up Nutrition In Practice Brief "**From Science to Action: Academia and decision-makers unite in SUN Countries**" is launched.



A nutrition side-event at the High-level Political Forum marked the launch of the **Decade of Action for Nutrition** at the event "**Leaving no one behind in the fight against malnutrition in all its forms**".



Looking forward to the new **SUN Movement Strategy and Roadmap (2016-2020)**





Summary

Key 2015-16 highlights¹

1. **The SUN Movement marks its sixth year with 57 countries and three Indian States all committed to scaling up nutrition.** They are home to over 100 million stunted children. Led by nations and states – united with civil society, business, United Nations agencies, donors and academia – the SUN Movement strives to end the injustice of malnutrition and unleash the potential of all people, societies and countries.
2. **In 2016, the SUN Movement welcomed Sudan, Papua New Guinea and the Indian States of Uttar Pradesh and Jharkhand as its newest members.** They join a community that is constantly sharing their progress and challenges and learning how one another are bringing people together, putting the right policies in place, investing for impact and striving toward collective results. The SUN Movement is an exercise in continuous improvement, and, together, its members are shifting their focus to implementation and the results needed to end malnutrition, in all its forms.
3. **The SUN Movement is helping to transform lives, but faster results at scale are possible.** Many SUN Countries are experiencing significant reductions in malnutrition, proving that it can be eradicated within our lifetime. In 2015-16, Bangladesh, El Salvador, the Gambia, Lesotho, Nepal, Nigeria, Somalia, Congo, Cameroon, Guatemala and Swaziland all reported a significant decline in the number of children who are stunted.²
4. **The SUN Movement is breaking down silos, engaging multiple sectors and multiple stakeholders at national and sub-national levels.** Governments are uniting their nutrition communities with 49 countries now having an active Multi-Stakeholder Platform (MSP) at the national level. In 26 countries, these platforms also work at sub-national levels, supporting local actions and implementation.
5. **Networks of stakeholders are rapidly broadening and diversifying as SUN Countries determine the right people for the impact they seek to achieve.**
 - 21 SUN Countries have nominated one, or several, high-level political or social champions for nutrition – from First Ladies, Presidents, Prime Ministers to sports stars and celebrities.
 - 39 countries now have a Civil Society Alliance, with over 2,000 international and national non-governmental organisations advocating for improved nutrition and implementing nutrition actions across a range of sectors at national and sub-national levels.
 - 29 MSPs now include private sector representatives, acknowledging their contribution to the food sector, but also increasingly with innovation in the mobile and digital communications field. 23 countries have established or are establishing national SUN Business Networks. A further 10 have requested support to establish national networks. Over 300 companies

¹ The reporting period was from August 2015 to August 2016.

² Reported progress from SUN Countries named above have been validated by UNICEF, WHO and the World Bank Joint Malnutrition Estimates Group.



are involved with the potential to reach 166 million consumers with nutritious food and services, each year, by 2020.

- 57 countries have established UN Networks with nominated UN Network nutrition focal points. 35 countries have appointed UN Network Chairs. REACH (Renewed Efforts Against Child Hunger and Undernutrition), was actively engaged during the reporting period in 17 countries.
 - 35 countries have an appointed donor convener who is responsible for the harmonisation and alignment of donor support behind government-led nutrition plans.
 - 32 MSPs are now actively working with scientists and academics to better support evidence-based decision-making and improve coordination between governments and research institutions.
 - 29 MSPs are now leveraging the budgetary, legislative and political powers of parliamentarians – helping to cement nutrition as a national priority.
 - 27 MSPs are working with the media to spearhead nutrition awareness as part of behaviour change communication campaigns, and through advocacy to increase the salience of nutrition as a political priority.
 - Globally, the SUN Movement is building linkages with key partnerships and alliances recognising the crucial connections between good nutrition, sustainable food systems, women's empowerment, health care, water and sanitation and education. Official partnerships have been established with Sanitation and Water for All and Women Deliver – along with collaboration with Every Woman, Every Child, the Global Partnership for Education, the Zero Hunger Challenge, the Global Panel for Agriculture and Food Systems on Nutrition, the NCD Alliance, the Early Childhood Development Action Network and the EAT Forum.
6. SUN Countries are demonstrating that planning, costing, implementing and financing a common set of nutrition results is still a work in progress and the Movement must evolve to better guide impact. Monitoring impact is a key challenge.
- SUN Countries are learning by doing and are taking the legal steps needed to ensure good nutrition for all. 44 SUN Countries have in place some form of legal measure related to the International Code of Marketing of Breast-milk Substitutes. Out of which, 20 SUN Countries have comprehensive legislation or regulations reflecting all or most provisions of the Code. 42 countries have legislation on universal salt iodisation, 46 countries have legislation on mandatory flour fortification, 18 countries have a high level of constitutional protection of

the right to food and 22 countries have a minimum of 14 weeks' fully paid maternity leave. 20 SUN Countries have social mobilisation, advocacy and communication strategies in place with a further 3 countries in the process of developing theirs.

- 35 SUN Countries now report that they have a national common results framework³ in place. 9 more are in the process of developing or updating them. 32 countries have developed action plans to achieve the goals set out in their common results frameworks (CRF). 24 have a monitoring and evaluation framework with a further 6 under development. 24 are fully costed, with a further 8 being costed. 30 countries are tracking public financial allocations for nutrition with 16 who have an appreciation for the gaps that need to be filled. 19 countries report that in-country donors have aligned behind national reporting of this information.
- Nutrition champions – at all levels across the Movement – are making an increasingly effective case for investing in nutrition. Through the hard work of SUN Government Focal Points and the SUN Networks, the total estimated nutrition-relevant budget allocations across 24 SUN Countries has been pegged at 2.1 of general government expenditure (1.7% nutrition-sensitive and 0.4% nutrition-specific). It appears that countries are investing most in social protection, agriculture, health, education and water and sanitation. They are using evidence gathered through budget analysis exercises to advocate for more and better spending.
- Two regional workshops to support SUN Countries to mobilise public financing for nutrition were held in Bangkok, Thailand (22-24 April 2016) and Nairobi, Kenya (23-25 August 2016). SUN Countries explored how the budget analysis exercise can become part of more comprehensive efforts to track financial resources and quality costing exercises, at national and subnational levels. They shared efforts to hold responsible parties accountable and to leverage increased investment for nutrition, while using their analysis to make more robust investment cases for nutrition to target audiences – such as Ministries of Finance.
- In the launch of the first ever financing framework for nutrition,⁴ estimates to meet the World Health Assembly targets to reduce stunting among children and anaemia in women, increase exclusive breastfeeding rates, and mitigate the impact of wasting, put the number required at USD 7 billion over the next 10 years. This is in addition to the USD 3.9 billion the world currently spends on nutrition annually. Mobilising the resources needed to accelerate progress against malnutrition will require donors, countries, innovative financing mechanisms, businesses, and even consumers, themselves, to act in “global solidarity”. National ownership and domestic financing must be maximised and each partner will need to contribute according to its financing capacity and comparative advantage.

A snapshot of global action

7. In September 2015, the 2030 Agenda for Sustainable Development committed all governments to comprehensive, integrated and universal transformations, including ending hunger and malnutrition by 2030. The SDGs build on the six global nutrition targets as agreed by the World Health Assembly (WHA). In April 2016, the United Nations General Assembly proclaimed 2016-2025 the UN Decade of Action on Nutrition. In August 2016, the Government of Brazil held a Nutrition for Growth (N4G) event building on the commitments and agreed actions by UN Member States contained in the ‘Nutrition for Growth Compact’, which mobilised USD 4 billion at the first N4G Summit in 2013.

³ See p.35 for definitions and progress toward developing common results frameworks in the SUN Movement.

⁴ The World Bank, Results 4 Development, Children's Investment Fund Foundation, 1,000 Days, Bill & Melinda Gates Foundation.

Moving forward

8. In 2016, United Nations Secretary-General, Ban Ki-Moon, appointed a new SUN Movement Coordinator, Ms. Gerda Verburg. Ms. Verburg replaces Mr. Tom Arnold, who has guided the SUN Movement through its Independent and Comprehensive Evaluation (ICE) and the process of developing the SUN Movement Strategy and Roadmap (2016-2020). A SUN Movement Executive Committee has also been formed to guide the Movement in its ambition to achieve impact and results. It supports the Coordinator to galvanise political commitments for nutrition and promote the values and principles of the Movement.
9. A new SUN Movement Lead Group has been appointed by the United Nations Secretary-General, comprising Heads of State, public and private sector champions, academics and social change makers. The SUN Movement Strategy and Roadmap (2016-2020) was launched at the inaugural meeting of the new SUN Movement Lead Group in the margins of the UN General Assembly on 21 September 2016, in New York. As outlined in the Strategy and Roadmap, the SUN Movement's next phase will focus on translating momentum into results for people who suffer due to malnutrition, everywhere. It presents a practical vision of how all stakeholders can work together for an end to malnutrition by 2030.
10. Building upon current successes with greater ambition for results and impact in all countries committed to scaling up nutrition will be vital. This ambition is the unique quality that has made the SUN Movement a success to date. The ambition will ensure it remains country-led, multi-stakeholder and multi-sectoral. Efforts will be doubled to enshrine the SUN Movement Principles of Engagement that anchor the SUN Movement's members to the strategy and ensures that equity, equality and non-discrimination are at the core of all efforts – ensuring that no one is left behind.

Introduction: From inspiration to impact

By Anthony Lake, Chair of the SUN Movement Lead Group and UNICEF Executive Director



The SUN Movement was born in 2010 in response to mounting evidence of both the injustice and the impact of malnutrition – costs measured in children’s lives and futures, and thus in the strength of their societies.

Since then, it has become a true movement: an inclusive structure of networks built around our shared vision of a world in which no child is malnourished. It is a collective effort led by governments uniting with thousands of organisations, businesses, and committed individuals to scale-up nutrition for every child.

In 2016, we can all take pride in how far we have come. From six countries leading the way in 2010 to 57 governments today, including most recently Papua New Guinea, Sudan, and the Indian States of Uttar Pradesh and Jharkhand. And from a comparatively small group of committed organisations, the Movement now includes over 2,000 civil society groups, over 300 businesses, donors, scientists, UN agencies, and citizens alike.

Together, we are driving national action, energising cross-sector collaboration and putting nutrition on political agendas.

And together, all of us can share in some extraordinary achievements: In 2012, when SUN began, there were roughly 165 million stunted children. Now, new figures released in September 2016 show that that number is now 156 million – a great result, realised in part due to our movement’s efforts. Dramatic reductions in stunting are being recorded in Bangladesh, Nepal, Lesotho, El Salvador, and many other countries.

Our new four-year strategy, launched in September 2016, “From Inspiration to Impact,” builds on our strong start. It presents a practical plan on how we can turn the momentum we have built together into greater results for people suffering from malnutrition in every country... to monitor these results... and to use this knowledge to drive further action to improve access to nutrition for millions of people around the world.

This will be all the more important as governments turn their attention to implementing the Sustainable Development Goals, so many of which contain indicators linked in some way to nutrition.



For example, SDG 1: We know that investing in nutrition is one of the best investments we can make towards eradicating extreme poverty, because well-nourished children are 33 per cent more likely to escape poverty as adults. Similarly, social protection programmes to eradicate poverty, such as cash transfers, can help poor families to provide better nutrition to their children. And the role nutrition plays in the development of children's brains – and thus, their future ability to learn, to earn, and to live productive lives – is fundamental.

Throughout 2015-16, nutrition champions across the Movement have made an increasingly effective case for investing in nutrition – and for incorporating nutrition targets into development and social sectors, where many governments spend more than 30 per cent of their budgets.

This is especially important now. Estimates show that to meet World Health Assembly nutrition targets, which include reducing stunting in children and anemia in women, we will need to mobilise an additional \$7 billion over the next 10 years.

These pressing needs will require ever greater coordination, new funding mechanisms, greater national ownership, and a renewed sense of solidarity across the SUN Movement. Our work will be aided significantly by three steps the SUN Movement has taken in 2016.

First, United Nations Secretary-General Ban Ki-moon recently appointed Ms. Gerda Verburg, formerly Permanent Representative of the Netherlands to the United Nations Organizations for Food and Agriculture in Rome, as SUN Movement Coordinator. Gerda replaces Tom Arnold, whose steadfast leadership has steered the SUN Movement forward and was instrumental in the development of the new SUN Movement Strategy and Roadmap.

Second, we have formed a new SUN Movement Executive Committee to help drive and guide our common quest for results.

Finally, the Secretary-General has appointed a new SUN Movement Lead Group, whose members will build on the remarkable achievements of their predecessors in making nutrition a global priority.

As 2016 draws to a close, we have every reason for optimism. Together, united behind the new Strategy and Roadmap, we will move forward – energised by the results we are achieving, the momentum we are helping to build around nutrition, and the urgent need to reach millions of children at risk of malnutrition and stunting.

Our job will never be finished until all of those children get the nutrition they deserve... the chance at the healthy, productive life they deserve... and the future they deserve.

This is the vision of the SUN Movement. We all look forward to the work ahead.

1

What makes good nutrition so important?

What is malnutrition?

Malnutrition results not just from a lack of sufficient and adequately nutritious and safe food, but from a host of intertwined factors linking health-care, education, sanitation and hygiene, access to food and resources, women's empowerment and more.

It's a fundamental right

Every woman, man and child has the right to adequate food and nutrition⁵. This right is enshrined in several international human rights and other treaties. Most notably, Article 11(1) of the International Covenant on Economic, Social and Cultural Rights states clearly that the "right to an adequate standard of living includes food, housing, clothing." Moreover, article 11(2) recognises the "fundamental right of everyone to be free from hunger".

Additionally, the Convention on the Rights of the Child obligates states parties "to combat disease and malnutrition, including within the framework of primary health care, through, inter alia, the application of readily available technology and through the provision of adequate nutritious food and clean drinking water, taking into consideration the dangers and risks of environmental pollution" (Article 24(2)(c)).

It is the bedrock for human wellbeing and potential

An estimated 45 per cent of all under-five mortalities are linked to malnutrition⁶. For children who survive, the long term effects of malnutrition are devastating if not addressed: diminished cognitive and physical development; reduced productive capacity and poor health. In fact, stunted children have an increased risk of becoming overweight or obese later in life.

For these reasons, the first 1,000 days – from a mother's pregnancy to her child's second birthday – are pivotal in determining a girl or boy's destiny. Good nutrition builds strong immune systems, supercharging children's chances of survival and protecting them their whole lives.

⁵ The Right to Food is realised when every woman, man and child, alone or in community with others, has physical and economic access at all times to adequate food or means for its procurement. The right to adequate food shall therefore not be interpreted in a narrow or restricted sense, which equates it with a minimum package of calories, proteins and other specific nutrients. Committee on Economic, Social and Cultural Rights (CESCR) (1999, p.2).

⁶ Black, Robert E, et al., 2013. Maternal and child undernutrition and overweight in low-income and middle-income countries. The Lancet, Volume 382, Issue 9890, pp. 427 – 451.



Good nutrition makes cents

The economic effects of poor nutrition play out with a domino effect on a child, their community and their country. Malnourished children are often sick more often, less present in school and less able to learn as their well-nourished classmates. The World Health Organization (WHO) estimates that reduced school attendance of stunted children results in reduced earning capacities equal to an average of 22 per cent loss of yearly income in adulthood. At the macro level, the economic consequences represent yearly losses of Gross Domestic Product (GDP) around 10 per cent. In Asia and Africa, the annual GDP losses from low weight, poor child growth, and micronutrient deficiencies average 11 per cent — greater than the loss experienced during the 2008-2010 financial crisis.⁷

Conversely, investing in nutrition has the potential to help break the poverty cycle and stimulate economic development. Every dollar invested can yield a return of 16 dollars.⁸

The scale of malnutrition in 2016

- 2 billion people experience micronutrient malnutrition⁹
- 1.9 billion adults are overweight or obese⁹
- 156 million children under 5 are too short for their age (stunted); 50 million do not weigh enough for their height (wasted) and 41 million are overweight; none of these children are growing healthily⁹
- 794 million people are estimated to be calorie deficient⁹
- 1 in 12 adults worldwide have type II diabetes⁹
- In 14 countries less than half of all children under 5 escape both stunting and wasting.⁹

⁷ International Food Policy Research Institute. Global Nutrition Report 2016: From Promise to Impact: Ending Malnutrition by 2030. Washington, D.C. 2016.

⁸ Ibid.

⁹ UNICEF - WHO - World Bank Group joint child malnutrition estimates, 2016 edition.

Good nutrition: An essential ingredient to achieving the 2030 Agenda for Sustainable Development

Malnutrition (which includes several forms of undernutrition as well as overweight and obesity) impairs people's productivity, which impairs national growth. In this sense, malnutrition will represent an often invisible impediment to the successful achievement of the Sustainable Development Goals (SDGs).¹⁰ Good nutrition is both an outcome of development and the seed that will grow future developments.

The 2030 Agenda for Sustainable Development has committed all governments to comprehensive, integrated and universal transformations which include ending hunger and malnutrition by 2030.

They are galvanising action to achieve 17 Sustainable Development Goals. Whilst the ambition to 'End hunger, achieve food security and improved nutrition and promote sustainable agriculture' is captured in Sustainable Development Goal 2, at least 12 of the 17 Goals contain indicators that are highly relevant to nutrition.

The SDGs build on the six global nutrition targets as agreed by the World Health Assembly (WHA). These targets sit at the heart of the 2014 Rome Declaration and Framework for Action which were the result of the Second International Conference on

Nutrition (ICN2). The Rome Declaration calls for the UN system, including the Committee on World Food Security (CFS), to work more effectively together to support national and regional efforts. Responding to this, the CFS established an Open-Ended Working Group on Nutrition in October 2015 to develop a clear vision.

In April 2016, the United Nations General Assembly proclaimed 2016-2025 the UN Decade of Action on Nutrition, in a bid to intensify action to end hunger and eradicate malnutrition worldwide, and to ensure universal access to healthier and more sustainable diets – for every woman, man and child, everywhere.

In August 2016, the Government of Brazil held a Nutrition for Growth (N4G) event building on the commitments and agreed actions by UN Member States contained in the 'Nutrition for Growth Compact', which mobilised USD 4 billion at the first N4G Summit in 2013.

Indeed, capitalising on this global momentum, coupled with adequate and sustained investments in nutrition, aimed at ending poverty and hunger, will be crucial for reaching the full potential of the 2030 Agenda.

■ Number of indicators highly relevant to nutrition
■ Number of indicators not highly relevant to nutrition



Source: Global Nutrition Report 2016

¹⁰ Nutrition and the Post-2015 Sustainable Development Goals, UNSCN, 2014.

Taking action

The precious potential of millions of children can be unlocked with good nutrition. Good nutrition helps develop strong brains and bodies, allowing this generation the opportunity to not just survive, but thrive, and reach their full potential in life. Good nutrition for children impacts everyone. It fuels not just children and their futures but also our economies. As children grow strong and resilient and women are empowered, so do communities and countries, thus ending the cycle of poverty. Over the past decade, global and country recognition of the value in scaling up nutrition for the health and future development of children, and therefore societies, has grown exponentially. The importance of a concerted approach is now widely accepted, involving:

- **Multiple stakeholders**, led by governments, supported by UN agencies, civil society, business, academia and donors
- **Multiple sectors**, including health, agriculture, women's empowerment, planning, education and more
- **At multiple levels**, from the highest levels of government to local community leaders.

While the world has made progress in combatting undernutrition, this progress has been too slow and uneven across regions, population groups and genders – in the face of a changing climate, population growth and accelerated urbanisation, growing economic inequality and humanitarian crises.

In addition, the number of overweight people has increased tremendously in almost all countries worldwide. All stakeholders need to come to grips with the “new normal” of dealing with malnutrition, in all its forms, in the same place, at the same time. This is now a problem for nearly half of all countries. Many SUN Countries will need to improve the efficiency of their investments and policies by identifying and implementing double-duty actions that tackle more than one form of malnutrition at once. Without adequate and sustained investments in good nutrition, the full potential of the SDGs will not be realised.

In this context, the SUN Movement is a catalyst for change. The experiences from its members are contributing to strengthened evidence on effective actions required for achieving impact, and in shaping an enabling environment for good nutrition – fit to ensure nobody is left behind and people everywhere benefit from good nutrition.

A close-up photograph of two young children, likely of Asian descent, looking intently at a large globe. The child in the foreground, a girl with dark hair, is pointing her right index finger at a specific location on the globe. The child in the background, a boy, is also looking at the globe with a focused expression. The globe shows landmasses in green and oceans in blue. The scene is set indoors, possibly in a classroom or library.

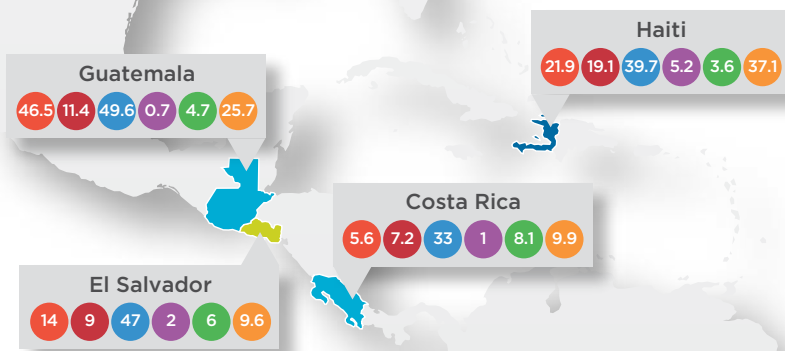
2

The countries driving the SUN Movement

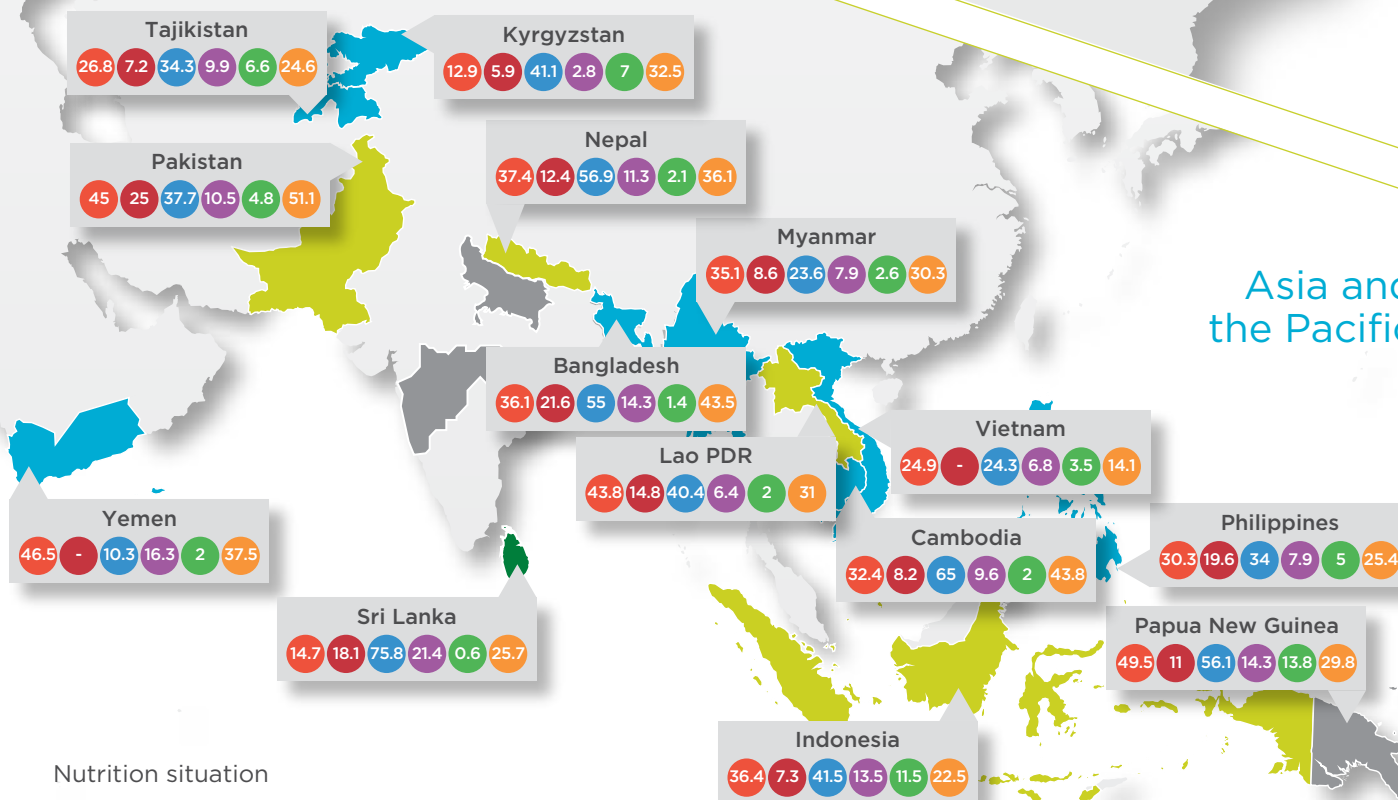
The state of malnutrition in SUN Countries

57 countries and the Indian States of Maharashtra, Jharkhand and Uttar Pradesh are now driving the SUN Movement. They are home to more than 100 million stunted children. Through their commitment, collaboration, investment and implementation of effective actions, millions of children have a chance of a better life. Communities will prosper and the world will be a safer and more sustainable place.

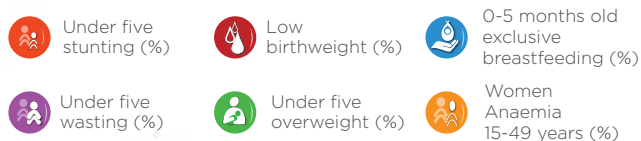
Latin America and the Caribbean



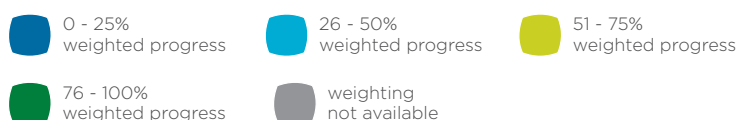
Asia and the Pacific



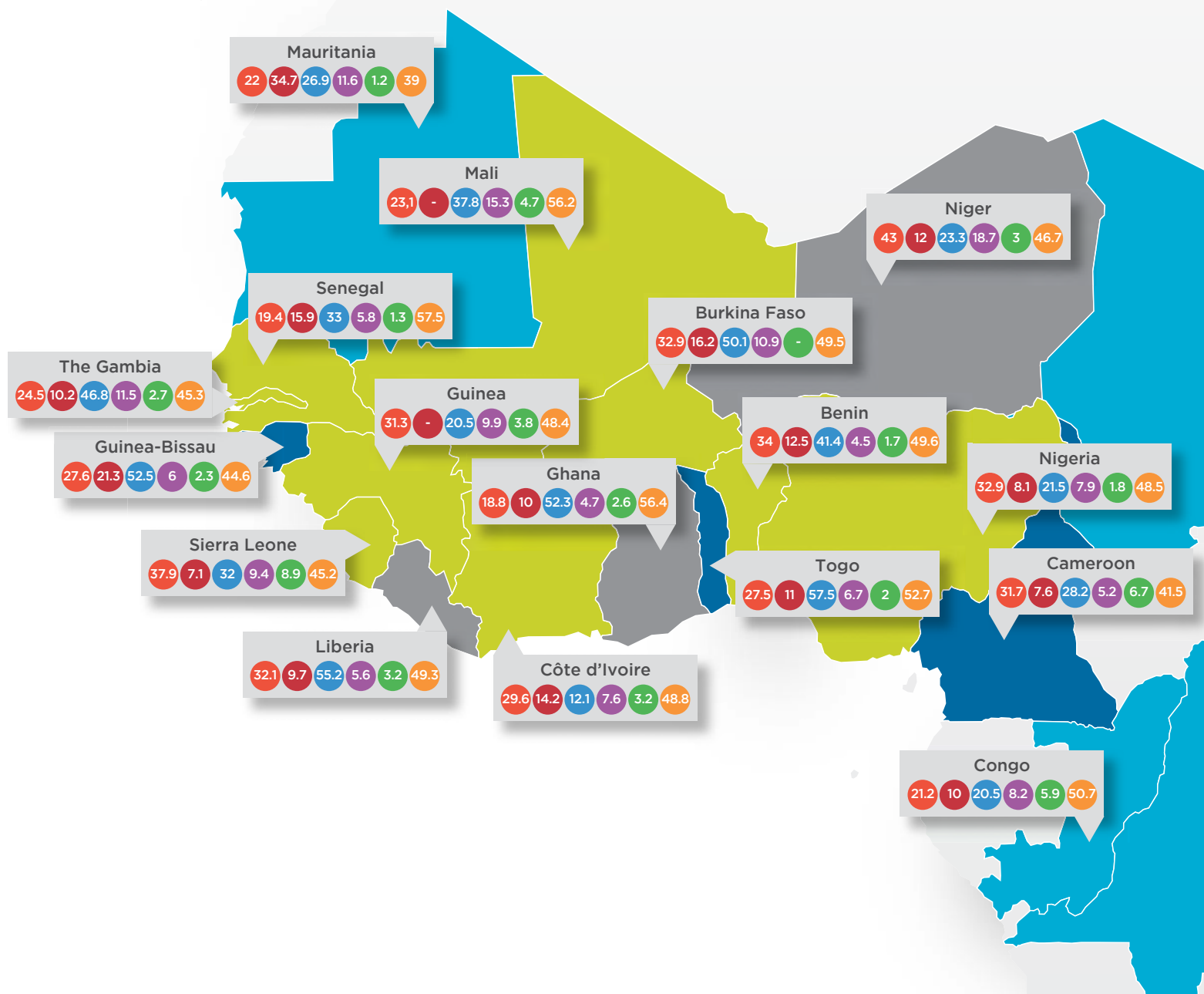
Nutrition situation



Progress towards the SUN Movement strategic objectives (total weighted, as reported in 2016)*

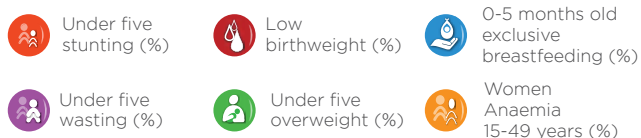


*UNICEF-WHO-World Bank Group joint child malnutrition estimates, 2016 edition, and the Joint-Assessment results completed in 2016 by SUN Countries. See the Country Profiles on page 76 for more information.


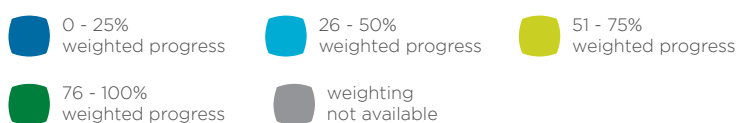


The state of malnutrition in the SUN Movement

Nutrition situation



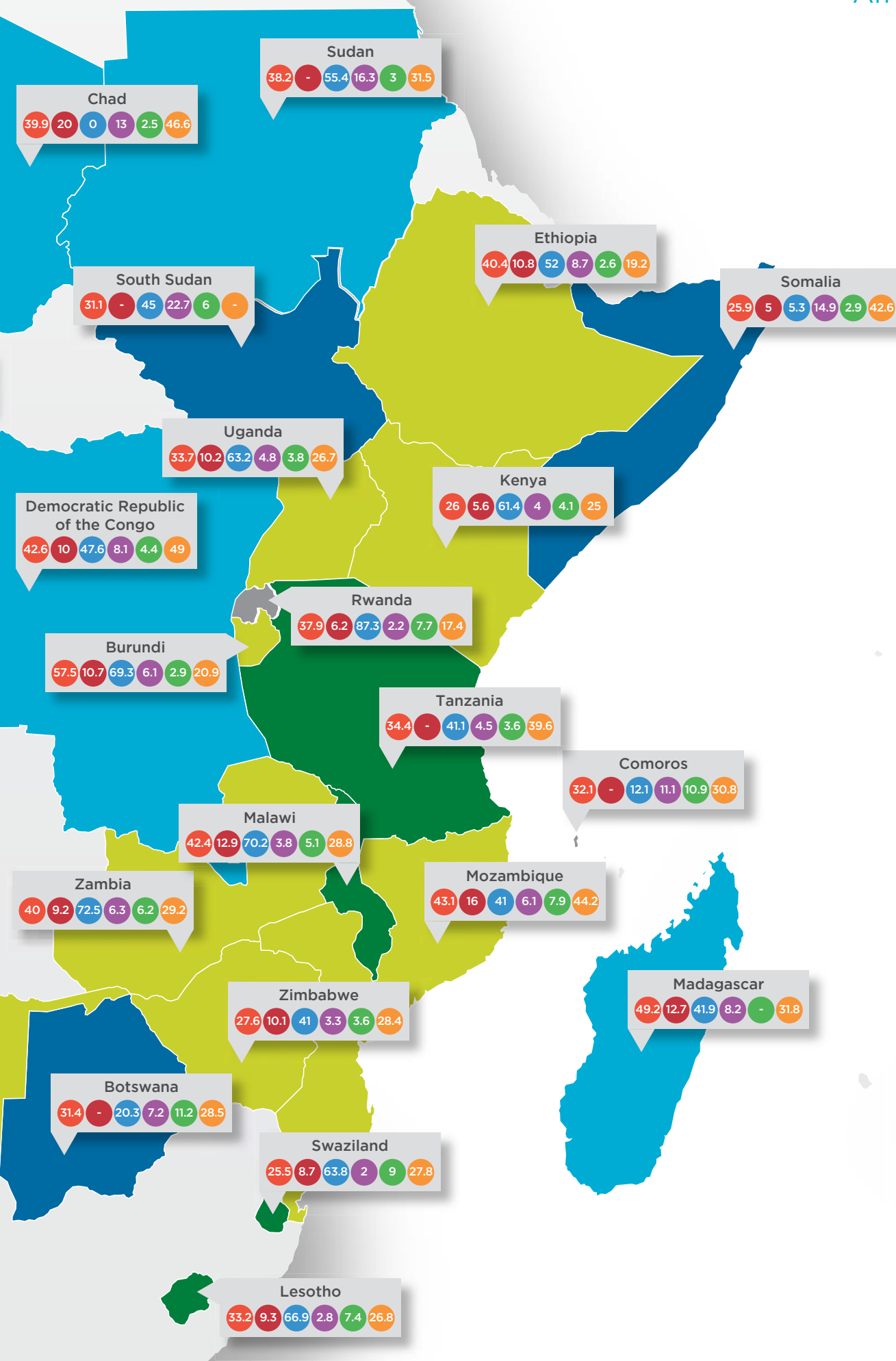
Progress towards the SUN Movement strategic objectives (total weighted, as reported in 2016)*



*UNICEF-WHO-World Bank Group joint child malnutrition estimates, 2016 edition, and the Joint-Assessment results completed in 2016 by SUN Countries.

See the Country Profiles on page 76 for more information.

Africa



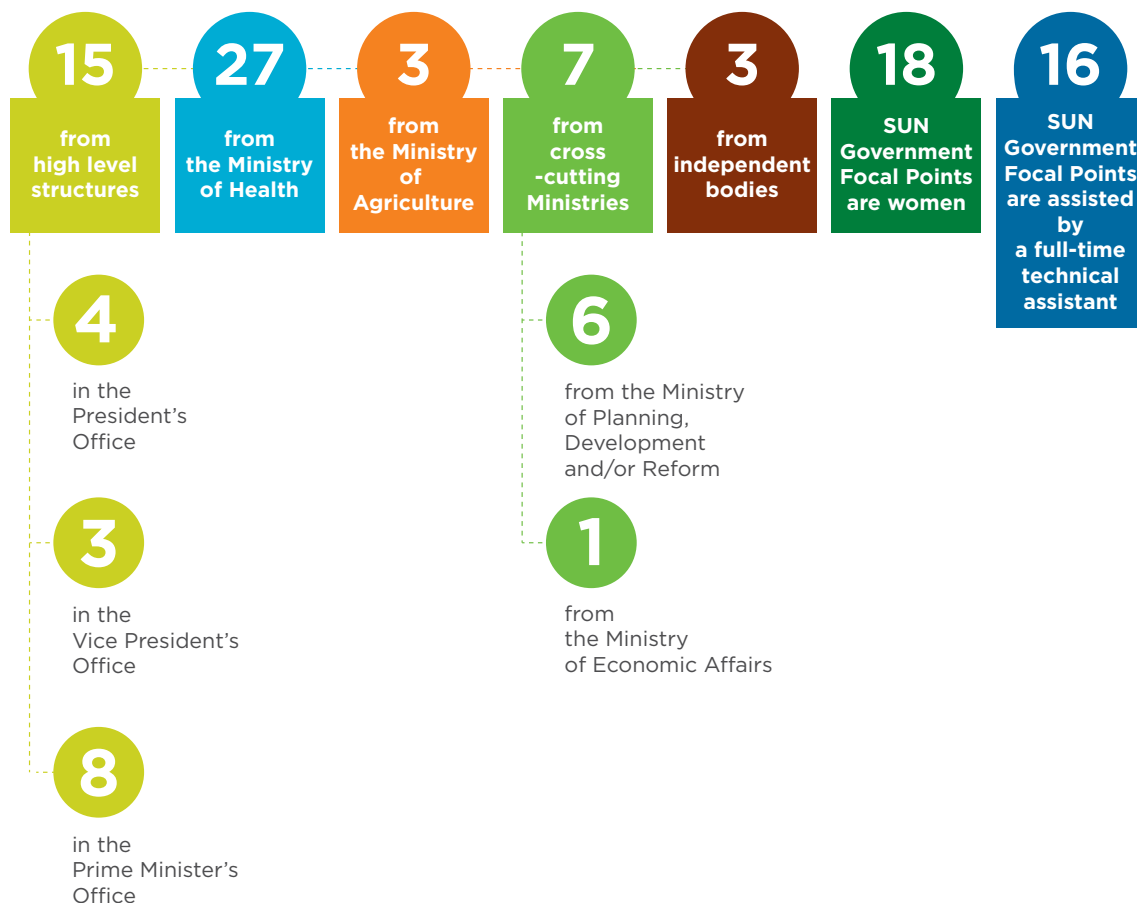
Who is leading SUN countries' collaboration?

The SUN Movement is a powerful example of what working together can mean on a practical level. Led by governments, supported by multiple stakeholders – it has inspired unprecedented political will to improve the nutrition status of everyone, everywhere.

Nutrition change agents in SUN Countries, from different sectors such as agriculture, health, education, water and sanitation, women's empowerment and others, come together to tackle the multiple forms of malnutrition and build an enabling political atmosphere and environment – fit to ensure good nutrition. They change their individual and institutional behaviours in view to commitment – to achieve common nutrition results. Financing and resources are mobilised and the coverage of locally-relevant nutrition-specific actions and nutrition-sensitive approaches are scaled up. By working together, and aligning their actions, they can achieve results far greater than what can be achieved alone.

37 Heads of State or Government, and 17 Ministers of Health, Agriculture, Planning and Finance have committed their governments to this collective approach. At a working level, 55 SUN Government Focal Points have been nominated who convene diverse change agents from United Nations agencies, civil society, donors, business, academia, the media and parliament – in a collaborative effort to achieve their countries' nutrition goals. The SUN Government Focal Points hail from sectors such as health, agriculture, planning and economy – and their efforts to unite their national nutrition communities are why the SUN Movement thrives.

As of October 2016, **55 SUN Government Focal Points** have been nominated from a total of **57 SUN Countries** (in addition to the focal points nominated in the Indian States of Uttar Pradesh and Maharashtra).



A SUN Movement tribute to Dr. Nasreen Khan

“

**We need more trust, more commitment and more champions.
Nutrition is not about investment; it is about political will.**

In September 2016, Dr. Nasreen Khan, long-time Deputy Programme Manager of the National Nutrition Services and SUN Technical Advisor in the Ministry of Health and Family Welfare of Bangladesh, passed away.

Nasreen consulted widely, with passion and energy. Facilitating advocacy workshops, leading Behaviour Change Communication Working Group discussions, leading the charge on the National Nutrition Policy, convening journalist workshops to monitor the Code of Marketing on Breast-milk Substitutes, collaborating on the National Plan of Action for Nutrition – was all in a day's work for Nasreen. She truly believed that every stakeholder – be it government, civil society, business, parliament, United Nations agencies, donors – all have a significant contribution to make.

Nasreen was a powerful voice for nutrition globally and her words and enduring commitment will guide others for many years to come. Her passion was infectious and you could always count on her to rally a room full of people with some colourful words:

On behalf of the SUN Movement we extend our deepest sympathies to Nasreen's family, friends and all the people she inspired so much. Nasreen – you are an inspiration and your work and flair for life will long be remembered.



“

We have to put lipstick on nutrition. Make it sexy.

Sharing and learning in 2015-16

In 2015-16, the SUN Country Network, comprised of SUN Government Focal Points and their Multi-Stakeholder Platforms (MSPs), came together three times, through the meetings of the SUN Country Network. During the discussions, progress, challenges and lessons learnt were exchanged, regarding major themes, which will support their scaling up efforts. They examined the impacts of equity and gender on nutrition status, they deliberated on setting national-level nutrition targets and corresponding commitments to action, and they looked at ways each country in the SUN Movement is building and sustaining political commitment for nutrition action. A series of exceptional exchanges were also facilitated to support Latin American, Southern African and Eastern African countries as they deal with the major threats posed by El Niño and increasing food insecurity.

Coming together virtually

The meetings of the SUN Country Network are a key forum in the SUN Movement for exchanging experiences, coaching and identifying common challenges and ways each country is addressing such challenges in unique ways. They also catalyse opportunities for countries to come together and collaborate.

21st Meeting Date: 14-18 September 2015 | **Participants:** 230 people
Countries: 46 SUN Countries

Key takeaways:

- Women's education and behaviour change and communication are key. But it is critical to include men in nutrition education, child feeding sessions and support groups. Support the development of comprehensive behaviour change plans and the integration of a gender lens within the national nutrition plans and strategies.
- It is key to work with the industry and employers to reduce gender wage gaps.
- There are challenges in law enforcement and the implementation of some reforms like women's access to land and access to education. The involvement of the community at the early stage is crucial for reforms.
- Getting information and disaggregated data from decentralised levels is challenging.
- Sharing more evidence is crucial – in particular on high impact nutrition interventions for adolescent girls.
- Identify tools for better situational analysis and strengthen monitoring and evaluation frameworks with proper indicators and disaggregated data.
- Advocate for strong political commitments and the adoption of pro-women legislation.
- Build capacity at the district and provincial levels.

**Equity and
gender
equality
in SUN
Countries**



22nd Meeting Date: 25 -29 January 2016 | **Participants:** Over 300 people
Countries: 45 SUN Countries and the Indian State of Maharashtra

Key takeaways:

Lessons for setting achievable national nutrition targets

- Commitments towards implementation need to be Specific, Measurable, Achievable, Relevant and Time-Bound (SMART).
- Analyse historical trends using reliable data over a set time frame.
- The level of the ambition needs to be set at the country level, based on the latest prevalence, the historical trend, the population growth and an analysis of the contextual factors.
- Mobilising political will to own and achieve national targets is key as is involving relevant sectors and actors.

Lessons for securing SMART commitments to ensuring action for results

- Adequate budget allocations are essential to ensure commitments lead to actions.
- Strong coordinating mechanisms and adequate human resources at every level of government help ensure that nutrition targets translate into effective actions.
- Efforts to improve monitoring and evaluation systems is crucial to track implementation and link it to the achievement of targets.

Lessons for connecting the dots between targets, commitments and actions

- The planning phase offers an opportunity to translate targets and commitments into tangible actions and required resources (human, physical and financial).
- Timely and reliable data is essential to inform decisions on implementation and spending.
- Performance-based financing can help to ensure that resources are mobilised on a continuous basis and can help to increase implementation and more effective spending.

**National
nutrition
targets and
commitments
to action**



© SUN Movement Secretariat

Building and sustaining political commitment for nutrition action

23rd Meeting Date: 9-13 May 2016 | **Participants:** 345 people
Countries: 49 SUN Countries and the Indian State of Maharashtra

Key takeaways:

- The integration of nutrition into national development plans is helpful to sustain political commitment.
- Advocacy efforts must be sustained since arrangements can be changed due to political transition.
- High-level national events involving all key stakeholders help maintain momentum and commitment for nutrition.
- Continuous reporting through the media helps high-level people stay engaged.
- Individual interest, passion and commitment lead to better communication and advocacy.
- Identify key opinion leaders (politicians, artists, and parliamentarians) and make them nutrition champions.
- Work on a common understanding of and framing for nutrition with a set of core sectors (start small and target crucial ones), explain the rationale behind the setting up of a high-level platform, and adopt a participative approach for strategy elaboration and implementation, respecting the power and autonomy of the actors.
- Organise exchange visits or ask for training from countries that demonstrate good practices.

The response to El Niño in SUN Countries

Exceptional Meeting Dates: 28 June and 14 July 2016

Key takeaways:

- Nutritional status is declining in SUN Countries as a result of repeated climatic shocks and this is being exacerbated by the effects of El Niño. The situation is urgent, but can be turned around.
- The impact of El Niño is context-specific, requiring tailored responses globally, regionally, nationally and at the subnational levels.
- Marginalised groups are most at risk and of greatest concern are population groups that are already vulnerable to climatic shocks.
- Institutional memory can be harnessed and care should be taken to not side-line or duplicate existing structures and expertise when dealing with immediate humanitarian needs. Promoting the sharing of experiences across countries is appreciated.
- Strong information management systems ensure that policy makers have timely and reliable data to inform their preparedness and response plans – but capacity must exist to utilise this data.
- Integrated actions amplify impact and effectiveness. Addressing malnutrition requires a holistic approach, with direct nutrition interventions being coupled with nutrition-sensitive approaches.
- Multi-stakeholder collaboration is essential, including between humanitarian and development actors, but is not always happening. The private sector, in particular, is under-utilised.
- Political commitment for ensuring improved nutrition outcomes is essential and this requires efforts by the whole government. Nutrition can be better integrated into planning, coordination and programming structures, and mitigation and resilience can be better integrated into national nutrition plans.
- Additional resources are needed for humanitarian responses, however, investment is also needed in disaster risk reduction and resilience to mitigate the effects of (inevitable) future shocks.




Coming together face-to-face

Two regional workshops to support SUN Countries to mobilise public finance for nutrition, took place in Bangkok, Thailand (22-24 April) and Nairobi, Kenya (23-25 August). SUN Countries explored how the budget analysis exercise can become part of more comprehensive efforts to track financial resources and quality costing exercises at national and subnational levels. They shared efforts to hold responsible parties accountable and to leverage increased investment for nutrition, while using their analysis efforts to make more robust investment cases for nutrition, with target audiences – such as Ministries of Finance.

A working session was held in Nairobi, Kenya (26 August) with delegates from Malawi, Ghana, Zambia, Niger, Benin and Burkina Faso and WHO, on learning ways to mitigate Conflicts of Interest (COI), utilising prevention and management tools and the challenges when considering COI in the development of multi-sectoral plans.

Documenting and disseminating country experiences



The launch of the *In Practice Brief: From Science to Action – Academia and Decision-Makers Unite in SUN Countries*, at the Agriculture, Nutrition and Health Academy Week in Addis Ababa, Ethiopia. Through case studies prepared by academics and scientists in Ghana, Benin, Pakistan, Ethiopia, Costa Rica and Tanzania, it examines how academia is working to equip nutrition decision-makers with the evidence they need to make informed policy choices at the national level.


Takeaways:

- Strengthen capacity for translating evidence into effective decision-making fodder
- Refine research agendas in line with national priorities
- Improve coordination between government planning institutions and research bodies
- Broaden academic engagement and incentivise their participation.

The launch of the *In Practice Brief: Empowering Women and Girls to Improve Nutrition: Building a Sisterhood of Success*, at the 2016 Women Deliver Conference in Copenhagen, Denmark (16-19 May). Featuring case studies from Senegal, Lao PDR, Sierra Leone, Tajikistan, Malawi and Zimbabwe, with a foreword by Mary Robinson, President of the Mary Robinson Foundation and SUN Movement Lead Group Member.

Takeaways:

- Women must be at the decision-making table with their voices heard
- A community-centred approach is essential
- Education and nutrition knowledge is integral to success
- Men must champion and actively engage in empowering women.



Working together through Communities of Practice



The SUN Communities of Practice are groups of individuals with shared interests that come together in person or virtually to tell stories, share and discuss problems and opportunities, good practices, talk over lessons learnt and innovate to fill gaps.

Definition agreed in June 2015, during a meeting of support providers to the SUN Movement. Derived from Wenger, 1998; Wenger & Snyder 1999

In the SUN Movement, individuals from governments, civil society, business, the academia, UN agencies, donors, along with technical specialists, facilitated by the SUN Movement Secretariat, come together to, collectively, trouble-shoot solutions to nutrition problems. They look to one another to share good practices of efforts that will help plan, implement, advocate, communicate strengthen partnerships and foster an equitable approach to ending malnutrition.

In 2016, the SUN Communities of Practice have brought Asian and African countries together through face-to-face workshops and events to mobilise public finance for nutrition, to advocate at key moments such as Women Deliver 2016 and the World Health Assembly and strengthen synergies with water and sanitation actors. They have convened to provide individual support to SUN Countries virtually, and have facilitated technical assistance country visits. They have also launched online technical discussion forums to foster exchange and peer-to-peer learning, in partnership with the Emergency Nutrition Network through en-Net. Further details of these contributions can be found in the following chapters.

There are currently four SUN Movement Communities of Practice, which are supporting SUN Countries to strengthen their capabilities across essential areas for scaling up nutrition. The work of these Communities of Practice is aligned with the thematic focal areas outlined in the SUN Movement Strategy and Roadmap for 2016-2020.

1. Continuously improving country planning and implementation to end malnutrition

This Community aims to help strengthen country capacity to translate political commitment into results and plan and implement for an end to malnutrition. By establishing a set of common results, agreed by key sectors and stakeholders, supportive partners are bound together to deliver for those who suffer most. Its members are working to help ensure all SUN Countries:

- Have nutrition plans, endorsed at the highest level, with national nutrition targets and costed actions that guide collective implementation and resource allocation
- Regularly and transparently track budget allocations against plans and demonstrate better use of finance data through improved advocacy, planning and impact
- Increase resources for nutrition from both domestic and external sources
- Have systems to analyse and use quality data for decision making, accountability and advocacy
- Implement agreed actions at scale and demonstrate impact.

2. Mobilising, advocating and communicating for impact

A key strength of the SUN Movement's efforts to date has been its ability to inspire 57 country-level movements that are making nutrition a political priority through social mobilisation, advocacy and communication efforts. This Community seeks to support SUN Countries in their efforts to sustain political commitment through strategic advocacy and communication efforts that will resonate with all sectors of society, support implementation and inspire reflection and continuous improvement. Its members are working to help SUN Countries:

- Increase the salience of nutrition as a top policy, financing and institutional priority at national, regional and global levels
- Increase implementation of social mobilisation, advocacy and behavior change communication actions aligned with national priorities
- More effectively communicate the economic, development and human impacts of malnutrition and the ways to improve it.

3. Strengthening capacity for multi-sectoral and multi-stakeholder collaboration at all levels

This Community comes together to reinforce the capacity of individuals and institutions to collaborate effectively, at national and sub-national levels. This capacity is complemented by forging coalitions and alliances across sectors, who can contribute to nutrition, and make it central to national development. A trusting and principled environment for collaboration is needed, in a context where many partners may have different interests. Its members are working to help SUN Countries:

- Have multi-stakeholder partnerships for coordination at national levels
- Have all key stakeholders, including communities, making measurable contributions to scaling up nutrition
- Have aligned policy, legislation and regulations, in support of nutrition
- Ensure countries adopt an approach to prevent and manage conflicts of interest as they emerge
- Ensure consistent and sufficient investment in capacity strengthening by governments and partners.

4. Promoting equity, equality and non-discrimination for all, with women and girls at the centre

The SUN Movement's members are committed to tackling the inequity drivers of malnutrition common to all countries and ensuring equality and non-discrimination for everyone. This can be related to gender, social, ethnic, religious, economic, geographic circumstances, and those likely to be exacerbated by protracted crises and climate change. This Community is supporting SUN Country efforts to:

- Ensure the equitable improvement of the nutrition status of all people, ensuring that no one is left behind
- Adopt policies that reduce nutritional inequities, especially among women and girls, and eliminate discriminatory laws and practices
- Strive to involve representatives from vulnerable communities in decision-making processes.

The 2016 SUN Movement Joint-Assessment Exercise

To take stock of progress, reflect on challenges, mobilise support for common nutrition goals and set priorities for the coming year, 45 SUN Countries convened their nutrition communities between April and July 2016.

This process of annual reflection and priority setting, is one of the defining characteristics of the SUN Movement. The data collected reflects the institutional transformations which are supporting nutrition change agents to make measurable contributions and impact, in collaboration. As they reflect on their progress to achieve the SUN Movement's strategic objectives (see p.18), they hold each other mutually accountable and plan to continuously improve. The process itself is unique – as it allows multiple stakeholders and sectors, to build consensus.

45 SUN Countries held high-profile Joint-Assessment Exercises in 2016 by convening face-to-face reviews with their Multi-Stakeholder Platforms (MSPs).

Snapshot of Joint-Assessment workshops in 2016



Recommended principles for future Joint-Assessment Exercises

1. Reporting of progress in the SUN Movement should be a **country-led, collective effort of the SUN Government Focal Points and key in-country stakeholders**, with the SUN Movement Secretariat (SMS) and SUN Networks providing technical support.
2. Ensure the Joint-Assessment process is **participative, involving relevant stakeholders from government, civil society, science and academia, donors the United Nations, businesses, or other parties**.
3. Use the process as a moment to focus on reflection and discussion on issues of **governance, strategy, capacity building, and teamwork**, topics that are often neglected under the pressure to discuss programmes, or other more immediate topics.
4. While inputs can be collected in a number of ways, **a face-to-face meeting is an opportunity to reflect, align efforts and set priorities**.

3

Changing behaviours in SUN Countries

“

The SUN Movement exists as a manifestation of the belief that, only by working together – across the diversity of sectoral approaches, stakeholder interests and institutional mandates – will it be possible to achieve the progressive realisation of the right to adequate food and nutrition justice for all.

David Nabarro, Special Adviser to the United Nations Secretary-General on the 2030 Agenda for Sustainable Development and Climate Change and SUN Movement Lead Group Member

This chapter examines how countries in the SUN Movement, and the specific change agents within countries, are changing their institutional behaviours to create an enabling environment for nutrition – fit to ensure mothers, children, adolescent and families thrive.

It draws from:

- The 2016 SUN Movement Joint-Assessment exercise which reflects on the period from August 2015-August 2016
- Three meetings of the SUN Country Network
- Country-to-country exchanges, such as regional workshops
- Bilateral communication and technical assistance discussions with the SUN Movement Secretariat
- And efforts underway through the SUN Communities of Practice.

This chapter analyses the inspiration and action unfolding across the Movement. It looks at progress toward the Movement's strategic objectives, complemented with country case studies and guidance, in an effort to be a one-stop-shop for how countries in the Movement are, in practice, working to end malnutrition.

There is a growing demand for stories of what has worked well and what has not. Case studies of successful approaches for designing, implementing, scaling up, and sustaining an appropriate mix of nutrition-relevant actions are increasingly called for in global nutrition research and operations. The SUN Movement seeks to mobilise the knowledge required to meet this challenge, which is as much about experience as it is about evidence.



Reaching the SUN Movement's strategic objectives

Backed up by increasing political commitment, countries in the SUN Movement are increasingly bringing together a diverse collection of stakeholders from across key sectors to deliberate and take joint actions for improving nutrition. They are developing a supportive policy and legal environment through passing of pro-nutrition legislation, including measures that reflect the provisions of the International Code of Marketing of Breast-milk Substitutes and maternity protection laws. Actors are aligning around common nutrition results, implementing, monitoring impact, adjusting and learning by doing. Increasingly, strong investment cases for nutrition are being made with marked improvements in country capacity to track and cost nutrition spending, and advocate for more and better spending.

SUN Countries, supported by all stakeholders in the Movement, [are committed to creating an enabling environment for scaling up nutrition](#) by strengthening four strategic processes as set out in the SUN Movement Strategy and Roadmap 2016-2020:



1. Expand and sustain an enabling political environment



2. Prioritise and institutionalise effective actions that contribute to good nutrition



3. Implement effective actions aligned with Common Results



4. Effectively use, and significantly increase, financial resources for nutrition

3.1 Expand and sustain an enabling political environment



In the SUN Movement, this means:

- Strong in-country leadership translates commitment into action and inspires collective political and social momentum.
- A shared space (multi-stakeholder platforms) at national and local levels paves the way for collective action, where nutrition change agents take joint responsibility for scaling up impact.

Overview

The first strategic objective of the SUN Movement covers two crucial and mutually reinforcing elements for scaling up nutrition: leadership and the convening of all actors relevant to nutrition. Throughout 2015-16, SUN Countries demonstrated how effective collaboration is helping to build and sustain political commitment for improving nutrition. In turn, political backing is paving the way for enhanced coordination across sectors.

Actors in SUN Countries are working together to demonstrate the links between improved nutrition, increased productivity and economic growth. This framing is helping them to position nutrition as a priority issue on their national agendas. The case for making nutrition a political priority has been backed up by evidence from scientific research, national nutrition and health surveys, economic analyses communicated through high-level events, which have provided launch pads to get the facts out in the public domain.

This combination of evidence and outreach has helped to secure the commitment of high-level political leaders such as Presidents and Prime Ministers. SUN Countries also report that global and regional initiatives are helping to sustain commitment. Framed by the 2030 Agenda for Sustainable Development, their membership in the SUN Movement, involvement in the World Health Assembly, follow up to the Second International Conference on Nutrition and the recently launched 2016-2025 UN Decade of Action on Nutrition, are all contributing to sustained country-level ambition and momentum.

Through high-level positioning of Multi-Stakeholder Platforms (MSPs) for nutrition and SUN Government Focal Points, the development of nutrition policies and the integration of nutrition into sectoral policies has been increasingly possible, which has advanced multi-sectoral implementation and resource mobilisation. Regardless of the positioning, SUN Countries have unanimously reported that MSPs are essential for facilitating dialogue and action across sectors.

SUN Countries have stated that kick-starting political commitment and bringing the right people together have been supported through advocacy of different actors – particularly civil society, parliamentarians, United Nations agencies, donors, academia, business, the media and local and religious leaders. In SUN Countries, this strategic engagement has been channelled through advocacy and communication strategies, which have helped multiple stakeholders to align behind a common vision, set joint advocacy objectives, establish advocacy targets and speak in a common voice.



SUN Countries are proving that high-level political commitment is a critical ingredient for galvanising concerted action across government and across society. It has long been an issue too difficult to grasp, it is fast becoming an issue too big to ignore.

Nina Sardjunani, Team Leader of the SDGs Secretariat, Government of Indonesia and SUN Movement Lead Group Member

Key trends

21 SUN Countries have nominated one, or several, high-level political or social champions for nutrition – from First Ladies, Presidents, Prime Ministers and parliamentarians to sports stars and celebrities. These individuals are high-profile advocates who work with the Networks to win hearts and minds.

High-level events continued to be key for sustaining political attention to nutrition with landmark moments taking place in:



Botswana's Vice-President declares nutrition a national priority at a regional conference

From 24 to 26 November 2015, a nutrition advocacy conference, “Nutrition partnerships and investments: an imperative towards sustainable development”, brought together local, national and global partners to discuss multi-sectoral approaches to nutrition and the necessary investments needed from each sector.



The Prime Minister of the Democratic Republic of the Congo signs a Decree to establish the country's platform for nutrition

On 21 December 2015, Prime Minister Augustin Matata Ponyo Mapon of the Democratic Republic of the Congo, signed a Decree to formalise the establishment of the national Multi-Sectoral Platform for nutrition.



The Minister of Health launches Niger's first Multi-Sectoral Nutrition Strategy

On 15 January 2016, the Government of Niger launched its first Multi-Sectoral Nutrition Strategy entitled “Politique nationale multisectorielle de sécurité nutritionnelle”, which focuses on the engagement of various stakeholder groups in the fight against malnutrition. The launch concludes over six months of development, including consultations held regionally and across ten ministries, facilitated by REACH.



Myanmar's Union Minister for Foreign Affairs, Daw Aung San Suu Kyi, meets with Heads of United Nations agencies

On 11 May 2016, a meeting with Union Minister for Foreign Affairs, Daw Aung San Suu Kyi focused on the cooperation with the UN and other international organisations, and the new context of the Sustainable Development Goals.



A huge launch for Nepal's Golden 1,000 Days awareness campaign

The Government of Nepal with the support of the European Union and UNICEF launched the national “Golden 1,000 days” public awareness campaign. Led by the National Planning Commission (NPC), the campaign aims to raise the awareness of the unique window of opportunity between a women's pregnancy and her child's second birthday, to shape a healthier and more prosperous future.



Tanzania's Vice President becomes a nutrition champion

The Civil Society Network, PANITA, arranged the launch of the 2016 Global Nutrition Report on 20 July in Dar es Salaam, Tanzania, with support from REACH and other partners. This event was attended by the Vice President of Tanzania, Chair of the Parliamentary Group on Nutrition, the Minister of Health, Tanzania Food and Nutrition Centre and development partners, among others. As a result of this event, the Vice President agreed to become a nutrition champion and committed to advocate for an increase in nutrition funding.

Throughout 2015-16, there was a significant increase in the extent in which SUN Countries were able to bring together key stakeholders, demonstrating the wide recognition of the multi-stakeholder and multi-sectoral approach needed to improve nutrition. In 2016, SUN Countries continued to report increasing levels of engagement within their multi-stakeholder platforms. The SUN Movement's ability to unite stakeholders and strengthen country partnerships, is a key achievement of the Movement, however SUN Countries recognised the need to continue supporting coordination, and sustaining and deepening the engagement of stakeholders.

It is also clear that while SUN Countries all recognised and are actively ensuring they have the right mix of stakeholders involved in their collective effort, more needs to be done on accountability for collective results. Most SUN Countries report that nutrition stakeholders are tracking and reporting on their own contributions and achievements, and this is generating good practices and rich experiences that can be shared across the Movement. Increasingly, SUN Countries are organising learning exchanges with fellow SUN Countries so they can see what is working to scale-up nutrition in their own contexts.



Ghana visits Japan

In June 2016, an 11-member Ghanaian team was hosted by the Government of Japan to learn about how Japan is mainstreaming nutrition as a development agenda. The programme was sponsored by the Japanese International Cooperation Agency (JICA).



Tajikistan visits Nepal

On 9 May 2016, a delegation from Tajikistan were welcomed by colleagues in Nepal to embark on a six day "Tajikistan Study Tour".



Lao PDR visits Vietnam

On 15 August 2016, a study tour on strategic behaviour change communication and young child feeding began in Vietnam for 24 Ministry of Health officials from Lao PDR. The event was hosted by Alive & Thrive in partnership with Vietnam's National Institute of Nutrition.



Sierra Leone and Liberia's Civil Society Alliance visit Senegal

On 17 November 2015, the Sierra Leone SUN Secretariat held a four-day workshop in Dakar, Senegal, with civil society representatives from Liberia to share best practices and lessons learnt to inform the establishment of a SUN Civil Society Platform in Liberia.

The SUN Movement is breaking down silos, engaging multiple sectors and multiple stakeholders at national and sub-national levels. Governments are uniting their nutrition communities with 49 countries now having an active Multi-Stakeholder Platform (MSP) at the national level. In 26 countries, these platforms also work at sub-national levels, supporting local actions and implementation.

39 countries now have a Civil Society Alliance, with over 2,000 international and national non-governmental organisations advocating for improved nutrition and implementing nutrition actions across a range of sectors at national and sub-national levels. 29 MSPs now include private sector representatives, acknowledging their unique contribution to the food sector, but also increasingly with innovation in the mobile and digital communications field. 26 countries are establishing SUN Business Networks and, with their over 300 members, they plan to reach 166 million consumers by 2020. The UN Network is taking shape in 57 SUN countries, bringing together United Nations agencies with a view to strengthening national nutrition governance capacity, scale-up of nutrition actions while increasing UN Network effectiveness. As of 1 September 2016, 35 countries have appointed chairs, while all 57 SUN Countries have nominated UN Network nutrition focal points. REACH (Renewed Efforts Against Child Hunger and undernutrition) has been actively supporting 17 countries. 35 countries have an appointed donor convener who is responsible for the harmonisation and alignment of donor support behind government-led nutrition plans. 30 MSPs are now actively working with scientists and academics to better support evidence-based decision-making and improve coordination between government and research institutions. 29 MSPs are now leveraging the budgetary, legislative and political powers of parliamentarians – helping to cement nutrition as a national priority. 27 MSPs are working with the media to spearhead nutrition awareness as part of behaviour change communication campaigns, and through advocacy to increase the salience of nutrition as a political priority.

Globally, the SUN Movement is building linkages with key partnerships and alliances recognising the crucial linkages between good nutrition, sustainable food systems, women's empowerment health care, water and sanitation and education. Official partnerships have been established with Sanitation and Water for All and Women Deliver – along with collaboration with Every Woman, Every Child, the Global Partnership for Education, the Zero Hunger Challenge, the Global Panel for Agriculture and Food Systems on Nutrition, the NCD Alliance, the Early Childhood Development Action Network and the EAT Forum.



Learnings from SUN Countries

Countries across the SUN Movement are sharing effective approaches for bringing people together and the key success factors that are helping them to get the right mix of stakeholders around

the table and aligning their efforts. The following are some practical lessons of how countries and SUN Networks are making collaboration a reality.

SYNTHESIS 1:

Nutrition champions at all levels

- Leading from where you are

The nomination of nutrition champions at political levels has proven to be a key tactic for effective advocacy. [Chad](#) has nominated political and sectoral champions across ministries and [Mozambique](#) has elected five high-profile public figures comprised of First Ladies (current and former), famed musicians, government ministers and religious leaders, in a process facilitated by REACH. The emergence of First Ladies as ideal nutrition champions has been taken up by an increasing number of countries such as [Malawi](#), [Ethiopia](#), [Guinea](#) and [Kenya](#). Following their nomination, terms of reference for nutrition champions were elaborated in Guinea and Chad with REACH support.

The nomination of regional champions for nutrition has also shown to be a strong strategy to raise high-level awareness. The former President of [Cape Verde](#), Mr. Mascarenhas Monteiro, has been a champion for the West Africa region between 2011 and 2014 and the former First Lady of [South Africa and Mozambique](#), Ms. Graça Machel, has been actively advocating for women's rights and nutrition over the last years. The King of [Lesotho](#), King Letsie III, has also been nominated as the African Union's Nutrition Champion and over 21 SUN Countries have officially appointed high-level nutrition champions.

The role of nutrition champions in advocating for nutrition, formulating policies, and coordinating and implementing action in nutrition have increasingly been recognised in such countries as Peru, Brazil, Thailand, and the Indian states of Tamil Nadu and Maharashtra. And initiatives such as the Scaling Up Nutrition (SUN) Movement, the African Nutrition Leadership Programme, and the European Nutrition Leadership Platform have invested in building capacity for leadership among national governments, civil society, and the private sector. And increasingly, celebrity chefs such as Jamie Oliver are campaigning to improve the quality of the food we can afford, have access to, and are influenced to purchase.

At a working level, nutrition champions are proving that building on what is already in place and improving institutional structures, undertaking proactive and strategic advocacy and outreach and building effective nutrition leadership at all levels, is making a difference. SUN Countries stress the importance of informal contacts and networks, to reach high-level leaders. In [Burkina Faso](#), one Member of Parliament made direct contact with the President to advocate for the creation of a specific budget line for nutrition and subsequently led to the creation of a parliamentary network for nutrition.

While such examples of charismatic leadership are something that a few may be born into, most types of leadership can be built up and supported. This has been nurtured through initiatives such as the Transform Nutrition Consortium who have nominated 10 champions that are leading from where they are. Leaders that inspire broad-based momentum have been key, but making nutrition resonate through storytelling is driving home nutrition messages. *"This real-life evidence clicks into their brains faster and helps bring life to the statistics you are showing them,"* said Christine Muyama, Graça Machel Trust, Uganda, and Transform Nutrition Champion.

More case studies describing the impact of individual champions on nutrition success stories are needed. Going forward, the SUN Movement will support an increasingly interconnected network of nutrition champions who will sustain their efforts to position nutrition as an issue worthy of national political prioritisation.



SYNTHESIS 2:

Bringing people together

– Where and how coordination is working

Across the SUN Movement, there is a myriad of different ways of uniting nutrition communities, from national to decentralised levels. The SUN Government Focal Points across the Movement have been integral to fostering an inclusive approach to working with civil society, UN agencies, business and donor partners. In the experiences of SUN Countries, the placement of coordination mechanisms for nutrition can have a significant bearing on their ability to convene and align efforts of key sectors and stakeholders.

In the Movement's experience, SUN Government Focal Points who occupy senior positions in coordinating offices such as the President and Prime Minister's Office, or in key sectors such as planning, are well placed to convene the sectors crucial for improving nutrition. However, there is no one-size-fits all approach. Several of the MSPs from SUN countries have been announced in Presidential or Prime Ministerial Decrees: this gives them clear legal status and it enables them to take the initiative and bring stakeholders together. When MSPs are legally endorsed they are more likely to withstand political transitions.

Malawi has brought different groups together by creating a coordinating framework which links nutrition with HIV and AIDS. The Department of Nutrition, HIV and AIDS (DNHA) has been based in the Office of the President and Cabinet since 2004 and chaired by the Permanent Secretary of the DNHA. By doing this, nutrition has been given the highest level of political support and continues to receive considerable attention at national and district levels, supported by seven technical working groups.

In **Uganda**, the Policy Implementation and Coordination Department in the Office of Prime Minister was assigned the responsibility of oversight and national coordination of the implementation of the Uganda Nutrition Action Plan (UNAP). The ministries of education, agriculture, health, trade and industry, gender, community and social development, local government and finance are involved with the implementation of the UNAP. Together, these ministries have prioritised the role of District Nutrition Coordination Committees in implementing the UNAP.

Pakistan is a Federal State with autonomous provinces and territories and its scaling up nutrition efforts are coordinated at both national and provincial levels. At the national level, the Ministry of Planning, Development and Reform houses the National Nutrition Committee and SUN Secretariat due to its ability to convene effectively across sectors. At the provincial level, 10 SUN Secretariats

have been established by Planning and Development Departments under the guidance of the Ministry of Planning, Development and Reform as part of their efforts to decentralise national nutrition platforms and to reinforce national level efforts.

In **Senegal**, the Fight Against Malnutrition Unit (CLM) is attached to the Prime Minister's Office and coordinates the activities of the Multi-Sectoral Platform. This placement of nutrition has helped high-level ownership of nutrition as a key development issue, the integration of nutrition across sectors, the inclusion of national budget line for nutrition and enabled multi-sectoral implementation. However, the down side of this placement is instability due to changes in Government and resistance from sectors traditionally responsible for nutrition actions. CLM has conducted a comprehensive nutrition governance capacity gap assessment together with support from REACH, UNICEF and the World Bank in a bid to strengthen the coordination capacity of the country.

No matter the placement of MSPs for scaling up nutrition, the following functions have emerged from SUN Countries' experiences of high-performing MSPs:

- **They can be effective forums for strategic oversight of nutrition issues.** They are spaces to define a truly multi-sectoral approach aligned behind national goals.
- **They support joint planning to coordinate actions.** Actors can come together to strengthen multi-sectoral coordination, reinforce sectoral planning and implementation and harmonise legal frameworks.
- **They help the cycle of monitoring, evaluating, accountability and learning.** Jointly, stakeholders can strengthen information systems to better inform programming, hold each other accountable for results and exchange experiences and lessons which inform emerging priorities
- **Advocacy and communication.** Actors can raise a united voice, determine their goals and target audiences and align advocacy for resources (financial and institutional) and make nutrition a political and public priority with supporting Networks (Donor, United Nations system, Civil Society and Business).
- **Budgeting and reporting.** A space for tracking and following-up nutrition-related budgets and spending.
- **Preventing and managing conflict of interest.** Supporting the management of effective multi-stakeholder action and seeking to prevent conflicts of interest and take prompt action to manage any conflicts of interest that might arise.

Learning from SUN supporters

SYNTHESIS 3:

The SUN Business Network's pathway to engaging business in nutrition

“

We have to work with business, they're the ones with the machines.

Jakaya Kikwete, Former President of Tanzania and SUN Movement Lead Group Member

The SUN Business Network's rationale for, and pathway, to engaging business is captured below. National SUN Business Networks are designing strategies to engage national companies of all sizes, with the aim to increase the accessibility and affordability of nutritious food and services to low income consumers.

| BY ADDRESSING THESE CHALLENGES | WITH THESE SOLUTIONS | WE CAN ACHIEVE | AND DEMONSTRATE THIS IMPACT |
|---|--|--|--|
| <ul style="list-style-type: none"> Limited business investment Unclear role for business in nutrition strategies Business has little awareness of nutrition issues No consensus amongst stakeholders about 'value-add' of business Few public sector incentives for business Low consumer education | <ul style="list-style-type: none"> Identify potential entry points in national strategies Consult with key stakeholders to build consensus around entry points Analysis of how to leverage existing programs /commitments, infrastructure, finance Develop roadmap for action Develop detailed investment plan Partnerships brokering Harmonised messaging to consumers | <ul style="list-style-type: none"> Clear policies and strategies on role of private sector in nutrition Increased investment from public sector Incentivise investment from business Increased business investment into nutrition solutions Improved consumer education | <ul style="list-style-type: none"> Access to nutritious food Awareness of/demand for good nutrition Improved nutrition outcomes |

Engaging business in national nutrition strategies can lead to improving access and demand for nutritious food, which can help achieve country strategies to improve nutrition.

Across the SUN Movement, countries are learning by doing when it comes to engaging business. In [Tanzania](#), the SUN Business Network (SBN) worked with the Government, the Tanzania Food and Nutrition Centre (TFNC) and its members, to ensure a role for business is articulated in the government's new National Multi-Stakeholder Nutrition Action Plan. Working with the SUN Government Focal Point, three working groups are helping to deliver the new National Nutrition Strategy, prioritising interventions and forming new partnerships in food fortification, agricultural value chains and further engaging business to build consumer demand for nutrition. The SUN Business Network in [Pakistan](#) has formed an Executive Committee involving the SUN Focal Point, SBN conveners and the private sector. It has created a strategy where business leads on the development of 6 thematic roadmaps to support Pakistan's national nutrition strategy, across food fortification, water, sanitation and hygiene and agriculture.

National companies which join the SBN commonly report two challenges preventing greater investment in nutrition: that the cost of nutrition is high, and that consumer demand is low. In recognition of the need to de-risk new investments for business in nutrition, the SBN in [Mozambique](#) has worked with a national donor to establish an investment fund for business. This will be a match funding vehicle that will work with a number of companies that can improve the availability of nutritious food and services at scale.

Driving consumer awareness about nutrition is a key feature of the SBN's work at the country-level. In [Zambia](#), the SBN is developing the first front-of-pack logo in Africa that will help consumers identify foods that are good for them and their families within the retail setting. The logo will strengthen the portfolio of local food companies that are committed to nutrition and help them to differentiate their products. This further links to SBN Zambia Consumer Preferences research conducted in 2015 on consumer decision making around food products that claim to

have health or nutritional benefits. In 2015, SBN Zambia also worked with the Zambia Bureau of Standards to develop a guide on food compliance standards. A key take away

from all these SUN Country experiences, is to build consensus on how business can support national nutrition strategies.

Key principles for planning

Recognise the mutual benefits from working with business

A wide range of businesses can play a direct role in supporting the goals of national nutrition strategies, from food companies through to the non-food sector, such as technology and communications sectors. SUN Countries are developing business engagement strategies with all stakeholders through a transparent and inclusive dialogue.

In the SUN Movement's experience, all stakeholders should be involved in developing an engagement strategy with business. Developing an approach that involves civil society, donors, government and academia, with business, will allow all partners in SUN Countries to play a role in developing a strategy to scale-up their engagement with business.

Identify how business can contribute to country nutrition priorities

Effectively engaging businesses will require identifying the sectors and industries most relevant to the national nutrition strategy. By starting with government priorities, the business engagement strategy can develop in a way that will seek to align business activ-

ities in the areas where government requires most support for its national nutrition goals.

In the SUN Movement's experience, a high-level meeting, convened by government to begin a business engagement process will attract many, and a variety, of businesses.

Identify business leaders to be champions of SUN

Securing senior leadership engagement is key to highlighting successful partnerships and good practices, and demonstrating the role of business in supporting national nutrition strategies. Business leaders will react to a call to action from the highest level of government.

Guidance for developing national business engagement strategies

The box below provides a framework for establishing a national SUN Business Networks. Each SUN Country develops a strategy and structure in its country context. Tools for each of these steps in designing a national network are available for all SUN Countries. National networks share their experience and best practice through regular country calls, an annual retreat, and in-country study visits.

Guidance for a SUN Business Network (SBN) national strategy



PRINCIPLES

Advocacy, Accountability, Multi-Stakeholder approach, identifying and preventing conflicts of interest, Monitoring & Evaluation

SYNTHESIS 4:

Putting partnership into practice – Connecting nutrition with water, sanitation and hygiene (WASH)

Strong scientific evidence on the relationship between poor WASH conditions and nutritional implications have emerged over the past years. Numerous countries already acknowledge the importance of adequate WASH in their nutrition strategies and call for WASH interventions to be scaled up along with nutrition actions.¹¹ And there is growing collaboration in many countries between the government departments implementing WASH and those implementing nutrition programmes, and among the partner organisations supporting them.

According to the WHO, up to 45 per cent of all under-5 child deaths globally are related to malnutrition. Out of these cases, it is estimated that approximately 50% are WASH-related and associated with fecally transmitted infections (FTIs) like diarrhoea or intestinal worm infections caused by unsafe drinking water and/or poor sanitation and hygiene.

A recent report “The missing ingredients: are policy-makers doing enough on water, sanitation and hygiene to end malnutrition?”, compiled by WaterAid, SHARE and Healthy Start highlights why water, sanitation and hygiene (WASH) are essential for nutrition. Through an analysis of nutrition and WASH plans and policies in 13 countries, gaps and ways of working have been identified. Rather than just making demands for more integration, the research highlights where this is already being done well at policy level and where and how improvements must be made. A holistic approach is needed that addresses both the basic and underlying causes of undernutrition, which include the education, health, agriculture, and WASH sectors. The development of nutrition-sensitive approaches within these sectors is vital to end malnutrition. At the same time, this offers unique opportunities to achieve each sector’s goals.



© UNICEF

¹¹ German WASH Network: WASH ePaper, issue no. 05, 2016.

Principles and approaches for nutrition and WASH collaboration

| WASH-sensitive nutrition | Nutrition-sensitive WASH |
|---|---|
| <p>Multi-sectoral nutrition action plans, by their very nature, require coordination with multiple sectors. Enhancing the WASH-sensitivity of plans includes a variety of approaches:</p> <ul style="list-style-type: none"> • Including specific WASH-related objectives, activities, targets and indicators. • Prioritising multiple components of WASH, including quality infrastructure and uptake of services through demand creation and behaviour change. • Integrating hygiene behaviour change into nutrition-specific interventions. • Combining behaviour change interventions to enhance coverage and effectiveness through using multiple delivery channels, while pooling expertise and resources. • Innovative methods for behaviour change, such as the 'Evo-Eco' approach, which incorporates insights from human motivation, habit and disgust, could be explored to gain a better understanding of whether nutrition and hygiene behaviours have similar motivations. | <p>Designing WASH interventions through the lens of nutrition may encourage more innovation, reach and breadth through:</p> <ul style="list-style-type: none"> • Including specific nutrition objectives and focusing on nutrition outcomes in plans, so WASH programmes can be designed to maximise their impact on nutrition. • Targeting interventions at nutrition vulnerable populations, age groups or geographical areas, offering unique opportunities to drive progress on WASH goals, not only in terms of delivering on equity and the fulfilment of universal human rights but also through the potential to deliver better quality and more comprehensive programmes. • Using WASH programmes as a delivery platform for nutrition-specific interventions (such as promoting exclusive breastfeeding in hygiene programmes). • Increasing the focus on children by targeting child-related behaviours and risk factors, such as safe disposal of child faeces, complementary food hygiene. |

To accelerate this partnership approach, the Scaling Up Nutrition (SUN) Movement and Sanitation and Water for All (SWA) have begun to shape their work together to help ensure SUN Countries are equipped with evidence and the know-how to leverage WASH's crucial contribution to improving nutrition.

1. Create further Evidence on the Impact of WASH Interventions on Nutrition
2. Address synergies between WASH and nutrition
3. Use the SDGs to create an umbrella for sector integration
4. Use the global WASH and Nutrition platforms for scaling-up
5. Identify quick wins and synergies between WASH and nutrition
6. Collaborate on effective behaviour change.

To find out more and access the report developed in collaboration with WaterAid, SHARE and Healthy Start, please go to:

<http://scalingupnutrition.org/nutrition-wash2016>

3.2 Prioritise and institutionalise effective actions that contribute to good nutrition



In the SUN Movement, this means:

- Proven high impact nutrition interventions to reduce stunting, increase breastfeeding, reduce anaemia, and reduce wasting are scaled up
- Sectors such as agriculture and food systems, education, social protection, health and women's empowerment incorporate a focus on nutrition and contribute more to nourishing people's lives and futures
- Policies and laws which help make good nutrition a reality are put in place, which put women and girls at the centre and strengthen community action and inclusive participation.

Overview

Throughout 2015-16, SUN Countries continued to build strong policy, legal and regulatory environments for nutrition.

SUN Countries continued to establish national nutrition policies that incorporate best practices for both the delivery of nutrition-specific interventions and the adoption of sectoral approaches that are nutrition-sensitive. Multiple stakeholders, including civil society, encouraged the adoption of these policies by national legislatures and the establishment of legal frameworks that support their implementation at the national and local levels.

The SUN Movement Strategy and Roadmap 2016-2020 advocates for national nutrition policies that are underpinned by the right to adequate food and nutrition, the implementation of the International Code of Marketing of Breast-milk Substitutes, legal frameworks for maternity protection and leave, standards for food fortification and salt iodisation and the *Codex Alimentarius*. The Movement continues to advocate for implementation of all provisions outlined in the International Code of Marketing of Breast-milk Substitutes and the ratification of the International Labour Organization's Maternity Protection Convention, 2000 (No. 183) on maternity leave protection and other workplace support, and monitor and report on workplace policies for continued breastfeeding and child care.

“

We all need to change the way we work, at all levels. Let us stop working in silos. We must all champion a collaborative approach. If we continue to work alone, we will not have impact.

Joy Phumaphi, Executive Secretary, African Leaders Malaria Alliance and SUN Movement Lead Group Member

Key trends

The results of the 2016 Joint-Assessment demonstrate that the longer countries are within the SUN Movement, the more likely they are to establish evidence-based nutrition policies and legislation that supports effective implementation. As relevant policies and legislation are implemented, governments and other nutrition actors move quickly to ensure the widespread dissemination of policies to those who are required to implement them. 20 SUN Countries have facilitated this through the development of advocacy and communication strategies, with a further three countries developing theirs.

Countries also tend to follow up with a focus on policy aspects that need further attention and laws that need to be updated. This pattern is particularly evident in countries that have been in the Movement for more than two years.

SUN Countries are learning by doing and are taking the legal steps needed to ensure good nutrition for all. 44 SUN Countries have in place some form of legal measure related to the International Code of Marketing of Breast-milk Substitutes. Out of which, 20 SUN Countries have comprehensive legislation or regulations reflecting all or most provisions of the Code. 42 countries have legislation on universal salt iodisation, 46 countries have legislation on mandatory flour fortification, 18 countries have a high level of constitutional protection of the right to food and 22 countries have a minimum of 14 weeks' full paid maternity leave.

To be effective, commitments leading to action needs to be implemented and enforced. The implementation of policies, laws and regulation depends on converting political commitment to practical action. The section below demonstrates how SUN Countries are putting in place pro-nutrition policies and working with parliaments to create a strong legal and regulatory environment for improving nutrition. It also looks at efforts of SUN Networks to support effective advocacy and accountability across the SUN Movement.

Learning from SUN Countries

SYNTHESIS 5:

Harnessing the power of parliamentarians

“

We need to make a lot more noise about nutrition. Everybody needs good food and nutrition- but our noise is still too low. And other people overpower us. We need to make more noise.

Juliana Lunguzi, Member of Parliament, Malawi

Increasingly, SUN Countries are tapping into the potential of working with Parliamentarians to advance their national nutrition agendas. This involves a strong policy and legislative environment which can support everyone's right to good nutrition.

Parliaments possess the power to make laws and regulations, to influence the shape of national development plans, to determine the design and allocations of national budgets, to monitor and oversee governments' implementation of commitments to nutrition and hold them to account, and to use their platform as opinion leaders to draw attention to key development challenges such as nutrition and educate constituents on healthy practices.

Parliamentarians have a vital role to play in improving nutrition outcomes. They are representing the interests of mothers and their babies and by acting as opinion leaders and champions of breastfeeding and optimal nutrition. They are also instrumental in securing the adoption of effective laws to implement the International Code for Marketing of Breast-milk Substitutes, the ILO Maternity Protection Convention, 2000 (C.183) and the recommendations on marketing of foods and non-alcoholic beverages to children. Indeed, Parliamentarians are already engaging in the battle to end malnutrition in 29 SUN Countries, including through collaborative efforts with government and civil society. They are:

- Probing national budgets from a nutrition perspective and identifying sectors which can ramp up their allocations to nutrition

Nutrition aspects that require legislative action and policy

- Food safety and food quality
- Food labelling and food marketing
- Consumer protection
- Nutrition of school age children
- Household Food security
- Micronutrients (food fortification)
- Breastfeeding (including social policies to enable women to breastfeed, also at work)
- Water and sanitation.

- Directing questions to government during budget debates and injecting an emphasis on nutrition as a cross-cutting budgetary priority
- Monitoring the implementation of the budget
- Leveraging data and analysis
- And taking leadership, raising public awareness and drawing attention to this issue - which is so fundamental to the life of every child.

However, SUN Countries are proving that meaningful engagement is essential for success. Their experiences reveal that more analyses should be made available to Members of Parliament to give them the relevant elements needed to lead budget debates. For example, significant work has been undertaken across the SUN Movement to estimate budget allocations for nutrition and ensuring this information is succinctly packaged to support Parliamentarians.

Once the budget is adopted, parliaments should go a step further to monitor their impact on children by setting up the appropriate institutional mechanism. Various best practices have already proven their effectiveness in this regard. They include:

- The establishment of a parliamentary committee that would follow and monitor the implementation of the budget and how it is contributing to improved nutrition

- Working through an institution of an ombudsman for children who would be appointed by Parliament and accountable to it, and who would follow the budget's impact on children

- Holding of an annual debate in Parliament on progress made and constraints.

Individual members of parliament should be encouraged to publicly discuss with their constituencies the role of good nutrition in achieving social and economic change.

“

PANITA (Partnership for Nutrition in Tanzania) has a long-term engagement with members of Parliament. We undertake education around nutrition, awareness on the state of nutrition in Tanzania and strategic planning to guide our relationship.

Tumaini Mikindo, Executive Director of PANITA and SUN Movement Executive Committee Member during the 23rd SUN Movement Country Network teleconference meeting in May 2016.



Juliana Lunguzi, Member of Parliament, Malawi

SUN Civil Society Alliances in [Tanzania](#) and [Zambia](#) have made significant steps towards supporting political parties to include nutrition in their manifestos in the run up to general elections. Party manifestos act as accountability documents in nutrition advocacy undertaken by civil society organisations. In Zambia, nutrition advocacy is done through a parliamentary caucus, inter-party dialogue and party manifestos. In Tanzania, to sustain engagement with parliamentarians, PANITA, along with partners such as REACH, have worked with Members of Parliament to develop strategic plans every three years, to ensure that nutrition remains an agenda in Parliament even when new legislators join the assembly.

While the relationship between SUN actors and Parliamentarians is on an ad-hoc basis in most countries, there are good examples of formal structures of engagement such as Tanzania's Parliamentary Food, Nutrition Security and Children Rights Committee, Zambia's Parliamentary Caucus on Nutrition, Ghana's Parliamentarians United Against Hunger and Burkina Faso's Parliamentarian Network for Nutrition. The SUN Civil Society Alliance in Nepal works closely with two parliamentary groups to promote nutrition issues.

To bolster the role of Members of Parliament in nutrition, some countries are developing strategies and advocacy tools, among them Namibia's booklet on roles and responsibilities of Members of Parliament in supporting nutrition and Kenya's guidelines on working with Parliamentarians.

“

We are refining our parliamentary engagement strategy and building capacity of different parliamentary committees and nutrition advocates.

Marjorie Volege, UNICEF Kenya Officer supporting the SUN Movement

Various events were organised to sensitise Parliamentarians on nutrition with a view to accelerating scale-up. In [Chad](#), for example, REACH supported the organisation of a Parliamentarian Information Day in October 2015, which highlighted the consequences of malnutrition on national development, motivating more than ten Parliamentarians to join the SUN Network for Parliamentarians in Chad. The event attracted over 100 people, including Parliamentarians, key Ministers (Health, Education, Agriculture, etc.), UN staff and development partners. Similarly, in [Mali](#), the SUN Civil Society Network, REACH and the Ministry of Health jointly held an advocacy day on nutrition with Parliamentarians at the National Assembly in May 2016.

The role of Parliamentarians and how they can help improve nutrition is becoming clearer through the efforts of SUN Countries. SUN Countries are crediting their role in creating nutrition budgets, enacting policies and increasing resources for nutrition programmes to support from Members of Parliament. For example, in [Burkina Faso](#) a Parliamentarian, Gnoumou Dissan, who is specialised in nutrition contacted the President to advocate for the creation of a specific budget line for nutrition in the Government's budgets. In [Guinea](#) Parliamentarians are working on a Breast-milk Substitute Law, while in [Nepal](#) Parliamentarians are among stakeholders spearheading the achievement of a common goal of eliminating malnutrition through nutrition-sensitive and specific interventions.

SYNTHESIS 6:

Making laws and legislation pro-nutrition

SUN Countries are proving that pro-nutrition laws and legislations, are fundamental to create an enabling environment for nutrition impact at scale. Supportive state laws correlate with higher rates of exclusive breastfeeding. The protection of breastfeeding requires strong legislation with robust monitoring mechanisms that enforce and implement the same. Legal measures need to be periodically revised to adapt to the challenges of the national context.

SUN Countries are learning by doing and are taking legal steps to ensure good nutrition for all. 44 SUN Countries have in place some form of legal measure related to the International Code of Marketing of Breast-milk Substitutes and subsequent, relevant resolutions adopted by the World Health Assembly. Out of which, 20 SUN Countries¹² have comprehensive legislation or regulations reflecting all or most provisions of the Code.

As a landmark move, Botswana has adopted a new law that goes beyond the minimum standard set by the Code by introducing many innovative provisions, with robust monitoring procedures. The scope of the law covers all food for infants and young children up to three years of age and prohibits a wide range of marketing practices.

Vietnam recently reviewed its implementation of the Code and built a coalition of Government and multilateral and NGO partners to address the weakness in existing regulations and to advocate for expanding paid maternity leave from four to six months and for implementing a total ban on the promotion of breast-milk substitutes for children up to two years old. Following the recommendations of the coalition, the Government approved a new Decree 100/2014/ND-CP on the Marketing and Use of Nutrition Products for Young Children with provisions for trading in and use of nutritious products and feeding materials for infants so as to reduce the malnutrition rate based on the promotion and protection of breastfeeding. The extension of maternity leave to six months was also implemented with the promulgation of the Labour Code amendment.

Breastfeeding mothers need to be supported with an enabling environment created by all actors including their employers. Policies, plans and legislative protection can provide guidance in both formal and informal sectors can enable the effective protection, promotion and support of breastfeeding. Building on this are public policies to promote healthy diets, such as mandatory flour fortification; legislation on universal salt iodisation; policies to replace saturated fats and trans fats with unsaturated fats; restrictions on marketing of foods high in fats, sugars, and salt to children; and taxes on sugar-sweetened beverages.

Kenyan Members of Parliament have approved a Bill that will make it mandatory for employers to provide breastfeeding facilities for nursing mothers in the workplace. The provision is part of a health bill that was proposed in 2015. Under the provisions, employers will be required to establish feeding stations with all necessary facilities to ensure that breastfeeding experiences for lactating mothers is comfortable. The Bill also states that employers shall grant all nursing workers breaks in addition to the regular times off for meals to breastfeed or pump milk. Although some private companies in the largest economy in East Africa already provides such services, this is the first time that the provision will be written to law.

The Kyrgyz Republic recently approved legislation requiring flour fortification. Under the legislation, all flour producers in the country will have to fortify top-grade and first-grade flour with vitamins and minerals approved by authorised health agencies. The new fortification requirements will not result in a substantial rise in price on flour. The Law on Fortification of Baking Flour was designed to help resolve the problem of what specialists call 'hidden hunger' – which is caused by eating foods that are cheap and filling but deficient in essential vitamins and micronutrients. These deficiencies are especially dangerous for children, pregnant women and breast-feeding mothers in the country.

¹² Legal Status of the Code as reported in the 2016 Report on Marketing of Breast-milk Substitutes: National implementation of the international code. Please see: http://www.who.int/nutrition/publications/infantfeeding/code_report2016/en/.

Learning from SUN supporters

SYNTHESIS 7:

Civil society driving advocacy and accountability in the SUN Movement

In the SUN Movement, Civil Society Alliances (CSAs) are at the heart of advocacy and accountability work to put nutrition on national agendas. They are working to ensure nutrition is prioritised beyond political cycles, building relationships with allies such as the media or Members of Parliament, encouraging political commitments and holding leaders accountable to ensure nutrition endures as a sustainable development priority.

Resulting from an accountability think-piece which was developed by the SUN Civil Society Network, ten recommendations for taking this work forward include:

1. **Accountability is about being held to account on commitments.** Nutrition advocacy work needs to ensure Specific Measurable Achievable Relevant and Time-Bound (SMART) national, regional and international commitments on nutrition by Governments, donors and private sector.
2. **Accountability needs a multi-stage, multi-level and multi-sector approach.** A non-partisan approach helps bring in people from all sectors and levels, into a collective force for more effective nutrition efforts and results.
3. **Accountability needs a multi-media approach.** CSAs should apply creative communications strategies, using traditional and social media, to ensure consistent messaging and broad outreach.
4. **Accountability needs the right data.** CSA advocacy is needed for greater investment in more frequent data collection and transparency on nutrition outcomes, results, service coverage, budgeting and expenditure, including participatory data collection involving civil society actors.
5. **Use different tactics for engagement,** taking into account the local context and acknowledging the power of activist allies to play a more confrontational role, where significant blockages arise.
6. **Connect with enforceability mechanisms within Government.** CSA accountability work needs to link civil society “voice” with the “teeth” of systems within Government (such as internal performance management systems within Ministries, audit, legal systems, etc.).

7. **Increase the focus on women in nutrition accountability processes.** Ensure a specific focus on gender equality and nutrition in all accountability and advocacy work.
8. **Promoting accountability means also “walking the talk” on accountability:** CSAs need to “walk the talk” and ensure their own accountability.

To support this work, having an advocacy and communication strategy in place is essential. A great strategy is based on five key elements:

1. **Identifying the problem and collect relevant data** – Know the issue and what you want to change.
2. **Analysing the context** – Know who can help you change it and what evidence is available.
3. **Bringing others on board** – Who else is working on the issue and might be a supporter? How can you engage them too?
4. **Making the change happen** – Write your strategy.
5. **Recognising successes and failures** – What will indicate things have worked? What will demonstrate you need to take a different approach?

The development of advocacy and communication strategies is recommended based on the experiences of SUN Countries as they allow multiple stakeholders to align behind a common vision, joint, set advocacy objectives, establish advocacy targets and speak in a common voice. While different stakeholders will have different strengths in terms of advocacy, working toward a common narrative can rally nutrition stakeholders behind the change they wish to see. In different SUN Countries, this process has been led by the Government or by civil society coalitions.

Nine questions for strategic advocacy

1. Who can make it happen?
2. What do they need to hear?
3. Who do they need to hear it from?
4. How can we make sure they hear it?
5. What do we have?
6. What do we need?
7. How do we begin to take action?
8. How do we tell if it's working?

Developed by Jim Schultz, founder and executive director of The Democracy Center

3.3 Implement effective actions aligned with common results



In the SUN Movement, this means:

- Agreed common nutrition results guide nutrition stakeholders, with improved coordination and partnership behind national plans and priorities
- A collaborative multi-sectoral approach is implemented, with impact monitored and adjusted for results at scale
- Results are shared, change agents learn from the experience and continuous improvement paves the way for sustained transformation of people's nutrition.

Overview

The development of effective approaches to scaling up nutrition depends on the engagement of different sectors of government, as well as the multiple actors who have the capacity to influence people's nutrition. The engagement of these sectors and actors is best achieved if they organise their decisions, planning, financing and actions around a single and commonly agreed set of results based on national nutrition goals. Across the SUN Movement, this agreed set of results is often referred to as a 'common results framework'.

A common results framework can take many forms, depending on the country's planning and administrative systems and styles. It may be hosted in one sectoral planning document or spread across several planning documents. In addition, because planning varies significantly across countries, common results frameworks can be found to be synonymous to, or an element of a national 'policy', 'plan', 'strategy' and 'programme'. For example, the National Nutrition Programme provides Ethiopia with its common results framework while the Multi-Sectoral Nutrition Plan provides Nepal's.

Regardless of where or how it manifests itself, each step and interaction in the process of negotiating a common results framework for nutrition adds value to the national policy and budget cycle. The process allows all actors to come together and understand the diverse nutrition drivers, challenges and opportunities across seasons, regions and socioeconomic groups within the country from a variety of perspectives. This collaborative and comprehensive analysis allows actors in country to agree on a set of expected results with confidence that it adequately harnesses the group's collective ambition and capacities. Working backwards from these results, actors can then discuss and agree ways in which they can best contribute to the achievement of the agreed results through their individual and joint actions. For example, a common results framework can shed light on how and when different programmes could be clustered together so that they operate in synergy. Common results frameworks are also important for budget analysis and resource mobilisation. The use of a common results framework at the national or local level can encourage the effective allocation of resources for good nutrition and reduce duplication or fragmentation of efforts. As stakeholders across different levels of government, sectors and organisations become progressively more comfortable working towards the achievement of a common results framework for nutrition, they are better able to identify the actions in which there is underinvestment or programmes that have yet to perform at the expected level.

Common results frameworks (CRFs) can provide a strong foundation for:

- The development of useful and relevant nutrition plans
- Establishing effective systems to implement actions and
- Directing adequate resources towards nutrition actions
- Mutual accountability amongst different actors involved in scaling up nutrition



Guatemala took a multi-sectoral approach to improving nutrition and will be a champion in the region and the world for this approach. I intend to share these experiences so that others can learn and lead in their own countries.

H.E. Jimmy Morales, President of Guatemala and SUN Movement Lead Group Member

Key trends

SUN Countries are demonstrating that planning, costing, implementing and financing a common set of nutrition results is still a work in progress and the Movement must evolve to better guide impact. Monitoring impact is a key challenge.

35 SUN Countries now report that they have a national common results framework in place. 9 more are in the process of developing or updating them. 32 countries have developed action plans to achieve the goals set out in their common results frameworks (CRF). 24 have a monitoring and evaluation framework with a further 6 under development. 24 are fully costed, with a further 8 being costed. 30 countries are tracking public financial allocations for nutrition with 16 who have an appreciation for the gaps that need to be filled. 19 countries report that in-country donors have aligned behind the national reporting of this information.

Many SUN Countries are moving on with the development or refinement of their nutrition plans. Most SUN Countries have shared their nutrition plans with the SUN Movement Secretariat, and they were reviewed by experts from the Maximising Quality of Scaling Up Nutrition Network (MQSUN). They are publicly available through the SUN Movement's Common Results Framework analytical tool which can be found at www.scalingupnutrition.org. It is a database used to summarise and compare nutrition plans developed by SUN Countries. The CRF Tool offers an opportunity to standardise the conversation about nutrition planning. It provides a framework for understanding the multiple actions involved in organising and implementing a large scale nutrition initiative, even though the specific actions vary across countries.

Experience from the SUN Movement suggests that while SUN Countries are making progress in agreeing on common results frameworks and developing and costing plans to achieve shared goals, the challenge remains with implementation. Indeed, many SUN Countries report that it is easier to set up the coordination structures and agree who will do what than to actually get on with planned activities. For some countries, the coordinated ways of working of national and regional MSPs simply has not permeated into the routine approach of civil servants operating at the working level. While there are many factors at play, resistance to changing the status quo can sometimes originate from a lack of information or understanding as to why a collaborative approach matters. It can also occur due to lack of practical knowledge of what exactly needs to change and how.

While SUN Countries are often interested in using national information systems that look at the performance and functioning of the broader delivery system, development partners tend to have a narrower interest in monitoring a few key actions. These differences in priorities for monitoring often prevents effective alignment and presents another significant challenge for implementation.

Learning from SUN Countries

SYNTHESIS 8:

Aligned actions and implementation – guidance from countries making progress

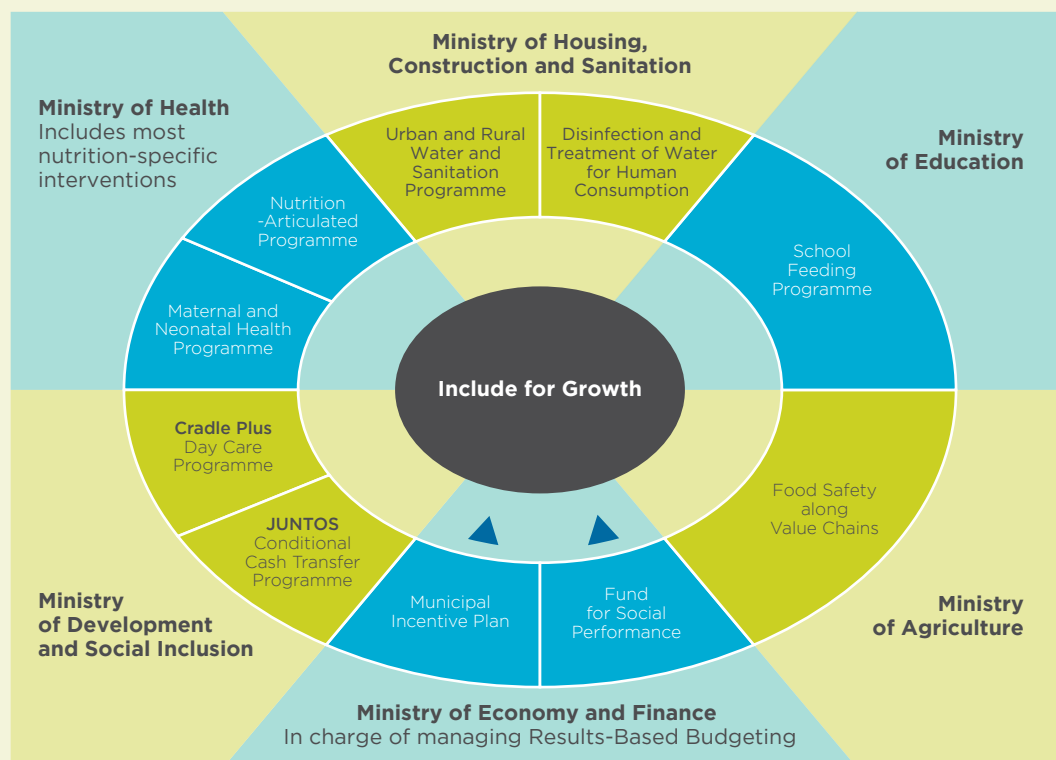
1. Examples of aligned actions and implementation

Peru

The Government of Peru's National Strategy for Social Development and Inclusion (ENDIS) and its corresponding programme "Include for Growth"¹³ provide the common results framework for scaling up nutrition in the country. Together ENDIS and Include for Growth are putting in motion a series of interventions throughout the life cycle of at-risk individuals, from birth to the latter stages of adulthood. While many factors contribute to Peru's success in aligning actors' contributions, three key elements are worth noting.

First, Peru invested significant time and resources in undertaking a comprehensive causal analysis to determine the key drivers of malnutrition. This not only helped to ensure a precise response, it provided an opportunity to bring multiple actors

together from the onset of planning and implementation. Second, the results-based management approach Peru uses promotes different incentives to collect the data necessary to effectively monitor impact and rewards the achievement of agreed results. The most notable example of this, is the potential for local and regional authorities to increase their funding by up to 50 per cent if they successfully align their health and nutrition actions to the "Include for Growth" programme. Finally, the results from "Include for Growth" are publically available and discussed in a Multi-Stakeholder Platform, helping to increase mutual accountability for all actors working together in Peru to scale-up nutrition.



¹³ "Include for Growth" is a consolidation of several national programmes including: the "Nutritional Articulated Program", which covers most of Peru's nutrition-specific interventions, and the "Maternal and Neonate Health", both managed by the Ministry of Health; 'Urban and Rural Water and Sanitation' implemented by the Ministry of Housing, Construction and Sanitation; "Cradle Plus", an early childhood development program for children under 36 months, and a conditional cash transfer programme called "JUNTOS", both implemented by the Ministry of Development and Social Inclusion. The Food Safety Programme is managed by the Ministry of Agriculture and the National School Feeding Programme implemented by the Ministry of Education.

Ethiopia

Ethiopia's common result framework for nutrition can be found in the National Nutrition Programme 2013-2015 which is supported eight ministries (Health, Education, Agriculture, Trade, Industry, Labour and Social Affairs, Water and Energy, Finance and Economic Development, and Women, Children and Youth Affairs). The National Nutrition Programme outlines five strategic objectives which cover a comprehensive range of both nutrition-specific and nutrition-sensitive actions required to addressing undernutrition.

Across these objectives, responsibilities of other sectors are clearly identified with relevant actions and programmes highlighted. Interestingly, in the case of Ethiopia, working level alignment and collaboration has inspired high-level commitment to reducing malnutrition in all its forms and to end child undernutrition by 2030. This commitment is embodied in the Seqota Declaration, which announces ambitious goals, spanning several sectors that are essential to improving nutrition.

Nepal

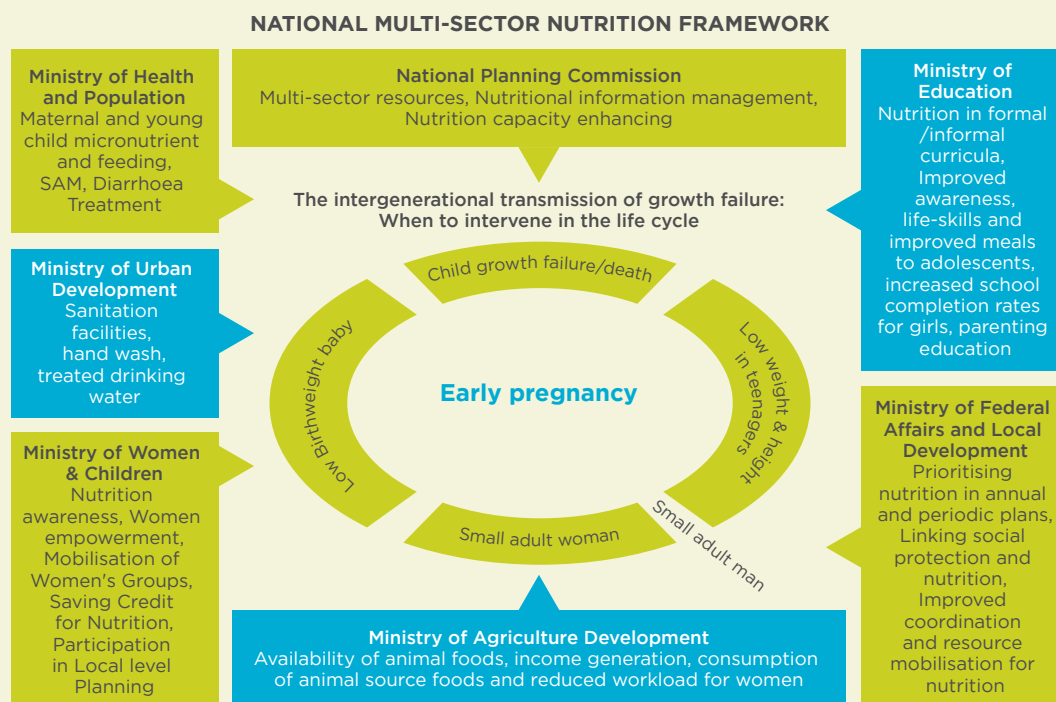
Significant improvements in access to and use of health services, toilet coverage, wealth accumulation and paternal education appear to have made major contributions to Nepal's significant reduction in maternal and child undernutrition.¹⁴ At the same time, Nepal's common results framework, as set out in its Multi-Sector Nutrition Plan (MSNP) For Accelerating the Reduction of Maternal and Child Under-Nutrition 2012-2017, has provided clear guidance for mainstreaming nutrition across relevant sectors, at all levels. The MSNP focuses on the first 1,000 days of life and aims to improve policies,

plans and multi-sector coordination at national and local levels as well as practices that promote optimal use of nutrition 'specific' and nutrition 'sensitive' services. Recognising the importance of ensuring that the MSNP is adapted and utilized at the community level, the Government of Nepal works with Village Development Committees (VDCs) to improve their ability plan and implement. In particular, they help VDCs to assess which elements of the overarching MSNP are most relevant to their local context and focus accordingly.



© Bill & Melinda Gates Foundation

¹⁴ Gillespie, Stuart, ed.; Hodge, Judith, ed.; Yosef, Sivan, ed.; and Pandya-Lorch, Rajul, ed. 2016. Nourishing millions: Stories of change in nutrition. Washington, D.C.: International Food Policy Research Institute (IFPRI). Please see: <http://dx.doi.org/10.2499/9780896295889>.



2. Guidance from SUN Countries

The experience from SUN Countries shows that the process for arriving at broad agreement on the desired results requires a clear commitment and understanding of each stakeholder's role in financing and delivering interventions. This can take time, but it is critical for success.

While each country is following its own path, several common elements are emerging across the Movement.

- **Being SMART helps guide actions** – By agreeing targets and expected results that are Specific, Measurable, Achievable, Relevant and Time-bound, SUN Countries are better positioned to guide action, mobilise resources and monitor implementation.
- **The added value of the process to define agreed results should not be underestimated** – In addition to being SMART, it helps when targets and the expected results capture the collective ambition and encourage alignment of all actors who are supporting nutrition activities in a country. This often requires a process of multi-sectoral and multi-stakeholder consultations, at the national and sub-national levels, with the participation of nutrition councils, technical experts and committees.
- Regardless of what a country's common results framework is called or how it is structured, it is essential **that all actors are clear and committed to their contribution to achieving results** and that an adequate system for monitoring results and holding stakeholders to account is in place. **Agree how responsibility for implementation and the achievement of results** will be shared between different sectors: all stakeholders need to align with a nutrition goal/target, or to integrate nutrition activities into existing programmes (i.e. including nutrition education as part of the implementation of extension services, or include hygiene in the household water treatment in a community management programme). Good coordination is needed to prioritise appropriate actions and interventions towards achievement of that goal in their plans.
- **Taking national-level targets to the community requires strong implementation platforms** to ensure the effective coverage of priority interventions for everyone. This requires strengthening human resources (in terms of quantity and quality), particularly to ensure quality service delivery at sub-national levels.

Learning from SUN Supporters

SYNTHESIS 9:

Guidance for developing a good quality national nutrition plan

There is strong consensus that sustainable development requires harmonised support for national processes. In nutrition, the increasing number of international actors in recent years has led to a resurgence of efforts to coordinate the use of resources and get more partners aligned in support of national priorities.

A working group of experts, convened by the UN Network for Nutrition and the SUN Movement Secretariat have developed a draft checklist for the quality of national nutrition plans for SUN Countries during the summer of 2016. The draft has been shared with SUN Countries, especially those that are entering new planning cycles. A collaborative and iterative process will take place among interested Government Focal Points and their partners and the UN Network for Nutrition and the SUN Movement Secretariat, who will provide direct feedback and liaise with experts, as needed.

In line with the conclusions of the Global Nutrition Report (2014, 2015 and 2016), the content of the guidance note builds on several key elements:

- The universality of malnutrition and the need for actions that address malnutrition in all its forms.
- The opportunity to accelerate progress provided by the United Nations Decade of

Action on Nutrition and the outcomes of the 2014 Second International Conference on Nutrition, which are captured in its Framework for Action

- The principles of engagement of the Scaling Up Nutrition Movement and the need for a multi-sectoral, multi-stakeholder approach.

The guidance proposes several criteria that can be used to assess an overall national nutrition plan or specific sub-sectoral and multi-sectoral plans. The chart below provides a top-line summary of this guidance note and examines the strengths and weaknesses of five areas considered the foundation of any 'good' plan. While the guidance note attempts to provide countries with an indication of the characteristics of a sound national plan for tackling nutrition, it does not prescribe actions or suggest any one-size-fits all solutions.

The window for country engagement and additional inputs into the checklist will stay open between October 2016 and March 2017. After that a final version of the checklist (and related reference materials) will be made available on the SUN Movement website (<http://scalingupnutrition.org>) for public access and use. A second iteration of the checklist that captures lessons from its use is planned for by the end of 2018.



Example checklist on the criteria and characteristics for 'good' national nutrition plans

| | |
|--|---|
| 1 Situation analysis and policy and programming review | <p>Criteria 1: The national nutrition plan provides a situation analysis of the nutrition context at the national and sub-national level (including political, social, cultural, gender, epidemiological, legal, governance, and institutional issues).</p> <p>Criteria 2: It sets out goals and objectives, which are associated with SMART nutrition impact targets and results for target population that are consistent with human rights standards and international recommendations and contribute to improving equity in achieving nutrition impacts.</p> <p>Criteria 3: It provides clear links to other nutrition-relevant sector strategies, plans and financing arrangements.</p> <p>Criteria 4: It describes the planned priority actions aimed at achieving nutrition impacts for all forms of malnutrition and are feasible, sustainable, locally appropriate, based on evidence and good practice, and are in line with human rights priorities.</p> <p>Criteria 5: It includes an analysis of risks and proposed mitigation strategies including measures to address emergency needs.</p> <p>Criteria 6: It describes governance, accountability, management and coordination mechanisms.</p> |
| 2 Engagement and high-level political commitment process | <p>Criteria 7: The national nutrition plan describes the multi-sector and multi-stakeholder involvement in the development of the final document.</p> <p>Criteria 8: It has clear indications on the high-level political commitment to the endorsement and the implementation of the plan.</p> |
| 3 Costs and budgetary framework | <p>Criteria 9: The national nutrition plan sets out a financial framework that includes a comprehensive budget/costing of the planned actions for national and sub-national levels and demonstrates efficiency and effectiveness of the included programmes and interventions.</p> <p>Criteria 10: It includes a financing analysis. If the plan is not fully financed, it highlights the agreed priority options for the achievement of the set nutrition impact targets and associated results.</p> <p>Criteria 11: It describes the mechanisms to allow the tracking of budget and expenditure data for nutrition across sectors and partners for decision making, oversight and analysis on nutrition finances.</p> <p>Criteria 12: It describes how funds and resources will be deployed to sector budget holders, partners and sub-national levels.</p> |
| 4 Implementation and management arrangements | <p>Criteria 13: The national nutrition plan describes the operational framework that includes the implementation arrangements with detailed roles and responsibilities of government and partners.</p> <p>Criteria 14: The national nutrition plan describes the individual, organisational and institutional capacities (both functional and technical) required to implement the planned actions and spells out how capacities will be strengthened.</p> |
| 5 Monitoring, evaluation, operational research and review | <p>Criteria 15: The national nutrition plan includes a monitoring and evaluation (M&E) framework that is sound, draws from sectors' M&E systems and includes core indicators; sources of information; methods and responsibilities for ethical data collection, management, analysis, quality assurance, learning and communication.</p> <p>Criteria 16: It describes the mechanism for joint periodic performance reviews on nutrition to present programmatic and financial progress and for discussion on the findings for decision making and actions.</p> <p>Criteria 17: It sets out the processes and institutional arrangements for operational research (OR) and for the rigorous documentation and dissemination of best practices and lessons learned (including both successes and failures).</p> |

3.4 Effectively use, and significantly increase, financial resources for nutrition



In the SUN Movement, this means:

- Spending on nutrition is transparently costed, tracked and assessed, to make existing money work harder and mobilise new money for nutrition
- National governments, donors, innovative financing mechanisms, businesses, and consumers act in “global solidarity”, to collectively accelerate progress.

2016 has been a watershed year for building the case for investment in nutrition. The first ever Financing Framework for Nutrition was launched by World Bank President, Jim Kim, in April 2016. The analysis estimates that reaching the WHA targets to reduce stunting among children and anaemia in women, increase exclusive breastfeeding rates, and mitigate the impact of wasting, will require an average annual investment of USD 7 billion over the next 10 years. This is in addition to the USD 3.9 billion the world currently spends on nutrition annually.

To catalyse progress toward the global nutrition targets, the analysis recommends that priority should be given to a set of the most cost-effective actions which can be scaled up immediately. Financing this more limited set of actions will require an additional annual investment of just over USD 2 billion for the next 10 years. The majority of this annual investment would come from country governments and donors, USD 1.4 billion and USD 650 million, respectively, while innovative financing mechanisms and households fund the remaining gap.¹⁵

When combined with other health and poverty reduction efforts, this priority investment can yield significant returns: an estimated 2.2 million lives can be saved and there will be 50 million fewer cases of stunting in 2025 compared to in 2015.

Estimates such as those in the above framework are based on theoretical costs of scaling up nutrition. They make a significant contribution to our global appreciation of the challenge by helping to frame the total size of resources required to address malnutrition. However, in order for countries to secure the resources needed to implement their own national nutrition plans, a pragmatic approach needs to be taken with cost estimations tailored to individual country contexts and priorities.

Practically, SUN Countries are working to estimate the financing of nutrition interventions as well as to have a better understanding on the composition of this financing, particularly the budgets allocated by governments to nutrition interventions. In 2015, 30 SUN Countries came together through regional workshops held by the SUN Movement Secretariat and the UN Network for SUN, to estimate nutrition allocations in their national budgets. Building on this work, in 2016, SUN Countries explored how the budget analysis exercise can become part of more comprehensive efforts to track financial resources and quality costing exercises at national and sub-national levels. They shared efforts to hold responsible parties accountable and to leverage increased investment for nutrition, while using their analysis efforts to make more robust investment cases for nutrition with target audiences – such as Ministries of Finance.



Malnutrition limits the growth and potential of children and, in turn, limits the growth and potential of countries and economies. When we invest in nutrition, we invest in ‘grey-matter’ infrastructure - that is the infrastructure our children’s bodies and minds need to grow, learn, and thrive. Failing to address malnutrition holds us back and inaction is not acceptable.

Akinwumi Adesina, President of the African Development Bank and SUN Movement Lead Group Member

¹⁵ Shekar M, Kakietek J, D’Alimonte M, Walters D, Rogers H, Dayton Eberwein J, Soe-Lin S, Hecht R; Investing in Nutrition: The Foundation For Development – An Investment Framework to Reach the Global Nutrition Targets.



The analysis has been important in reaching out to all sectors, at all levels.

Madhu Kumar Marasini, Joint Secretary of the National Planning Commission Secretariat and SUN Government Focal Point, Nepal

The experience from countries has proven to be invaluable for cross-country learning. A number of countries have set measurable nutrition targets that have been endorsed at the highest level. Moreover, many countries have gone a step further in 2016 by looking at how financial findings can be used to advocate for more resources, influence better resource allocations, and monitor that resources are spent efficiently.

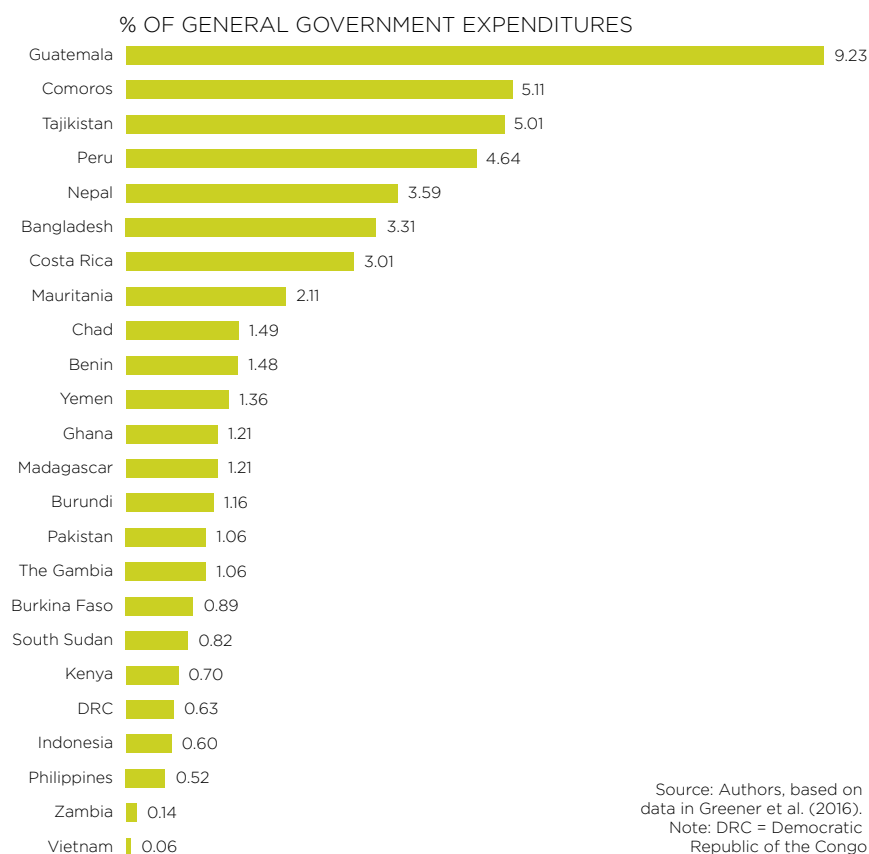
Scaling up nutrition investments is still a high-impact, high-return proposition, with a benefit-cost ratio of 16:1 and a compound rate of return of more than 10 per cent. SUN Countries are proving that significant opportunities exist to increase nutrition spending. Across the 24 countries, 33 per cent is spent on agriculture, education, social protection, and health. The nutrition communities in SUN Countries are crunching the numbers and packaging the analysis, to help make these significant budgets work harder for nutrition by incorporate nutrition targets and through tracking impact.

Governments, donors, civil society, business, United Nations agencies and innovative finance mechanisms must continue to make their current spending work better for improving people's nutrition, while mobilising the additional resources needed to meet the World Health Assembly targets.

Key takeaways:

- Costing of plans and budget tracking are key to increase and improve the quality of investments in nutrition
- Public finance management for nutrition at the decentralised level is an essential area for investigation and strengthening in highly decentralized countries
- Analysis of the cost of not investing can be a powerful tool for advocacy
- Tailored and effective advocacy approaches are essential for making the investment case.

Government budget allocations to nutrition-specific and nutrition-sensitive interventions in 24 countries



Learning from SUN Countries

Investing in nutrition

The need to better track nutrition investments has been highlighted as a critical step in scaling up nutrition since the beginning of the SUN Movement. Tracking budgets is essential for policy makers, as well as for citizens and donors. Governments need reliable budget data to prioritise and plan and to make decision on finance allocations, as well as to monitor and evaluate policy implementation.¹⁶

In January 2015, 30 SUN Countries embarked on a 3-step approach to report on nutrition relevant allocations. This innovative '3-step approach' offers a quick and practical way to report on nutrition relevant budget allocations. It is based on a common methodology, approved by the SUN Donor Network in 2013 to track global investments in nutrition.¹⁷ Most countries had made significant progress with

a 3-step process for budget analysis and the data was included in the 2015 Global Nutrition Report. The lessons and data shared by countries in this process was also used to inform global efforts to better appreciate the cost of tackling stunting, including a cost estimate presented to the Third International Conference on Financing for Development in July 2015 and an investment framework for tackling nutrition which was launched at the World Bank Spring Meetings in March 2016.

In 2016, the SUN Movement's budget analysis work continued with several additional SUN countries joining the exercise. In the Movement's spirit of sharing and learning, this year's work benefited from the lessons and experiences in analysing and using budget data from 2015.

Countries involved in the SUN Movement Budget Analysis Exercise (2016)¹⁸

| 19 countries participated in the exercise for the first time: | 22 countries participated in the exercise for the second time: |
|--|--|
| Cambodia, Congo, El Salvador, Ethiopia, Guinea-Bissau, Guinea, Kyrgyzstan, Lao PDR, Liberia, Mauritania, Mozambique, Namibia, Niger, Nigeria, Rwanda, Sierra Leone, Sri Lanka, Swaziland, Uganda | Bangladesh, Benin, Burundi, Cameroon, Chad, Costa Rica, Democratic Republic of the Congo, Gambia, Ghana, Guatemala, Indonesia, Kenya, Madagascar, Nepal, Pakistan, Peru, Philippines, South Sudan, Tajikistan, Togo, Vietnam, Zambia |

Lessons learned on budget tracking

Each SUN Country has a different context, and, therefore, there is no gold-standard for investigating national budgets that can be used by all. Countries need to tailor their approach based on national plans and priorities. Nevertheless, the SUN Movement budget analysis experience is proving extremely valuable for cross-country learning. While the information uncovered in the 2016 budget analysis exercise is still under review, a few preliminary lessons have surfaced. In 2016, budget allocations for nutrition were identified in a wide range of relevant ministries, departments and agencies, including over 30 in Mozambique and Bangladesh, ranging to 3 in Botswana

and Cambodia. There was also a wide variation in the number of identified budget line items that were pertinent to nutrition ranging from 3 in Cambodia to over 100 in Bangladesh, Nigeria and Mozambique. The variation across countries in the number of ministries, departments and agencies as well as budget lines reflects differences in public institutional and finance management systems. However, countries like Philippines, Vietnam and Chad, show a significant increase in the number of ministries and related programmes since 2015 as a result of a more inclusive dialogue across sectors in 2016.

¹⁶ Fracassi, P. and C. Picanyol (2014). "Tracking Government Investments for Nutrition at Country Level". SUN Movement, July. Available at: <http://scalingupnutrition.org/3-step-approach>

¹⁷ Please see the 2014 SUN Movement Annual Progress Report.

¹⁸ The following 16 countries could not participate in the 2016 SUN exercise (the 6 Countries and States in bold participated in 2015): Botswana, **Burkina Faso**, **Comoros**, **Côte d'Ivoire**, Haiti, **Lesotho**, **Maharashtra**, Malawi, Mali, Myanmar, Senegal, Somalia, Sudan, Tanzania, **Yemen**, Zimbabwe.

Combining the results obtained from the budget analyses conducted in both 2015 and 2016, 47 countries have provided budgetary data of which 29 have available data trends, 35 countries have data from three or more sectors, 9 have data on their expenditures, and 30 have data on the programmes' funding sources. Regarding nutrition-specific programmes, 28 countries (and one Indian State) were able to identify nutrition specific allocations with 16 countries and one Indian State having sufficient data for identifying financial trends, and with 5 countries identifying actual expenditures.

Focusing on trends, the analysis suggests that 9 of 16 countries and one Indian State identified funding decreases for nutrition-specific programmes, while 6 countries identified funding increases with 4 countries having identified funding increases of over 70 per cent for nutrition-specific programmes from the previous year. These identified funding trends are preliminary and there are many factors influencing the budgetary structures of countries which are not captured in the analysis. In particular, four issues must be considered when drawing conclusions from the findings – the identified universe of nutrition investments, the time horizons of programme implementation, the investment impact, and currency conversion rates in the international economy.

Firstly, the 3-step approach does not capture the entire universe of nutrition interventions in a country. The analysis focuses on those specific programmes identified in a country's budget which is referred to as "on-budget" programmes. Off-budget programmes implemented by donors, international organisations (i.e. UNICEF, FAO, etc.), or NGOs (i.e. the Bill & Melinda Gates Foundation, World Vision, etc.) are not generally considered in the analysis. The 3-step approach focuses on "on budget" programmes because assessing what is spent on nutrition activities beyond the government's budget is a significant challenge for most countries. There are often numerous nutrition actions carried out by various partners that are not traceable in national budgets. There is also rarely one coherent method for capturing the projected investment or aggregate expenditure of all these actions.

Given the challenges with tracking off-budget expenditures, the identified public investment trends captured in the 3-step approach does not encompass the entire scope of nutrition-related programmes and interventions in a country.

Secondly, countries implement programmes based on specified time-horizons averaging four to five years. A programme's time-horizon guides the necessary allocations required each year, where programmes in a five-year cycle often identify increased funding in years two and three, while allocations are planned to reduce in years four and five as the programme comes to its targeted end. The consequence is that identified funding increases or decreases overtime often reflects the place in time that the identified programme is located rather than suggesting the prioritised value of nutrition for a country.

Thirdly, the budget analysis does not directly trace the impact of a programme or the efficiency of which financial allocations are utilised. While some countries provide expenditure data, this only identifies financial gaps between allocations and spending but does not capture how well the programme targets its specified population. In this way, identifying funding increases or decreases overtime hints towards but does not necessarily reflect the impact of the public investment on nutrition. Most importantly, data on spending will need to be made available at the most disaggregated level (e.g. district or even a lowest administrative unit) where they can be triangulated with information on programme implementation and impact on the targeted population.

Fourthly, countries plan and implement their public policies using local currency. When analysing the data for identifying trends, the local currency figures are converted into USD estimates and we apply a deflator to calculate trends adjusted for inflation. When a country plans and then allocates finances with their local currency, the international economy can greatly influence how those trends across time appear. This suggests that funding decreases from one year to another, especially below 10 per cent, may well reflect the purchasing power of a local currency rather than a lack of political will to support nutrition interventions in the country.

Taking the above factors into account, the 3-step approach is an exercise less about financial tracking and more about showing how countries are investing, and assisting them in increasing and/or spending better their resources. SUN countries who have already done the budget tracking analysis twice have reported that this exercise provides a very useful entry point for sensitising relevant sectors and stakeholders on the value of addressing malnutrition. Specifically, the budget analysis exercise data helps SUN Countries to:

- Map alignment of planned and budgeted interventions
- Monitor performance and expenditures of implemented interventions

Way forward

The priority moving forward is institutionalising the budget analysis at the country level. This priority is aided by the fact that the budget analysis is designed to be easily managed after the initial round. Specifically, the information collected in the first year of the exercise can help serve as a baseline for the following years. This baseline allows countries to both easily update a new data point on allocations for existing programmes, and record allocations for new programmes when they arise. In short, the information gained from the initial budget review becomes easier to identify and more credible to analyse with each subsequent year.

Underlying the priority of institutionalising the budget analysis is the replicability of the exercise. Once a country identifies a nutrition-related programme it remains identified in subsequent analyses. Maintaining the same denominator as a baseline is essential for consistent data collection, and robust analysis of trends across time. In addition, maintaining the baseline year after year makes it easier to identify the new programs that have been added and to further assess if this is a true indication of the multi-sectoral approach for nutrition becoming entrenched in more

- Map alignment of budgeted programmes' objectives against drivers of malnutrition (in the case of nutrition-sensitive budget allocations)
- Advocate for:
 - » Scale-up implementation and mobilise resources
 - » Better coordination and targeting of programmes (both geographic and population)
 - » Integration of nutrition high-impact interventions in selected programs

For these reasons, conducting budget analysis on a regular basis can support the continuous engagement of all those actors who have a key role to play in scaling up nutrition.

ministries, agencies and departments.

While detecting data on allocations assists countries in reflecting on their ability to plan and prepare to scale-up nutrition, institutionalising the budget analysis also requires that countries begin reporting data on actual expenditures in a systematic way. The tracking of actual expenditures, together with other information on actual implementation, can help countries to assess their performance and highlight major financial gaps. Most countries may experience a time lag of two or more years in accessing data on actual expenditures unless they deploy considerable efforts in doing the data collection. One way to advance on this could be to start with a sub-set of programmes across the key sectors and work with the budget holders to gain information on allocations, releases and expenditures in a given timeframe.

As countries' progress with the budget analysis and become better positioned to access data on expenditures, it is envisioned that they will track the spending of select programmes at the most disaggregated level and triangulate the finance data with information on program implementation and impact on the targeted population.

Regional Highlights of the Budget Analysis Exercise

Madagascar

(analysis of the 2016 budget)

- 44 nutrition-relevant programmes received allocations by 10 ministries totalling USD 5.69, per capita
- Allocations in 2016 for 44 nutrition-sensitive programmes decreased by 31% from 2015, while allocations for 2 nutrition-specific programmes increased by 124%
- Allocations in 2016 for 5 nutrition-relevant programmes related to social protection increased by 60% from 2015
- The largest identified programme entitled “Appui à la Politique de Survie de la Mère et de l’Enfant” accounts for 15% of the identified budget.



© National Nutrition Council Madagascar



© UNICEF

Guinea-Bissau

(analysis of the 2014 budget)

- 96 nutrition-relevant programmes received allocations by 15 ministries totalling USD 2.21 per capita
- Allocations for 95 nutrition-sensitive programmes increased by 16% from 2013, while allocations for 1 nutrition-specific programme increased by 7%
- Allocations in 2014 for 4 nutrition-relevant programmes related to the WASH sector increased by 23% from 2013
- The largest identified programme entitled “Programa mundial de alimentos ‘saude e nutrição, cantina escolar e reabilitação rural” accounts for 12% of the identified budget.

Democratic Republic of the Congo

(analysis of the 2015 budget)

- 59 nutrition-relevant programmes received allocations by 14 ministries totalling USD 2.37 per capita
- Allocations in 2015 for 44 nutrition-sensitive programmes decreased by 46% from 2014, while allocations for 3 nutrition-specific programme increased by 848%
- Allocations in 2015 for 10 nutrition-relevant programmes related to the health sector increased by 69% from 2014
- The largest identified programme entitled “Secrétariat Général à l’Agriculture, Pêche et Elevage” accounts for 74% of the identified budget.



© UN Photo

Pakistan

(analysis of the 2015 budget)

- 54 nutrition relevant programme received allocations totalling USD 2.37 per capita
- Focusing on the national plan,¹⁹ allocations in 2015 for 7 nutrition-sensitive programmes decreased by 6% from 2014, while allocations for 2 nutrition-specific programmes decreased by 77%
- Focusing on the national plan, allocations in 2015 for 6 nutrition-relevant programmes related to the health sector increased by 69% from 2014
- The largest identified programme entitled “Benazir Income Support Programme” accounts for 50% of the identified budget.



© WFP



© United States Agency
for International Development

Tajikistan

(analysis of the 2015 budget)

- 15 nutrition-relevant programmes received allocations by 4 ministries totalling USD 11.60 per capita
- Allocations for 12 nutrition-sensitive programmes decreased by 73% from 2014,²⁰ while allocations for 3 nutrition-specific programmes decreased by 38%
- Allocations in 2015 for 3 nutrition-relevant programmes related to the health sector decreased by 18% from 2014
- The largest identified programme entitled “052 Health centres (policlinics) + 05204 Health houses” accounts for 46% of the identified budget.

Vietnam

(analysis of the 2015 budget)

- In 2015, 15 nutrition relevant programmes received allocations by 2 ministries totalling USD 0.93 per capita
- Allocations for 8 nutrition-sensitive programmes increased by 36% from 2013, while allocations for 7 nutrition-specific programmes increased by 98%²¹
- The 98% increase in funding is largely explained by the nutrition-specific programme entitled “Improving the nutrition for children”, where allocations increased from USD 2,761,905 in 2014 to USD 26,727,273 in 2015
- Allocations in 2015 for 11 nutrition relevant programmes related to the health sector increased by 110% from 2014
- The largest identified programme entitled “Improving the nutrition for children” accounts for 30% of the identified budget.



© Bill & Melinda Gates Foundation

¹⁹ The national plan comprises 9 of the 54 programmes, while the remaining 45 programmes are managed at the provincial level.

²⁰ Allocations for nutrition-sensitive programmes decreased by 73%, however, this is because only 12 programmes have recorded allocations in 2014 and 2015. Focusing on these 12 programmes, the analysis suggests that allocations decreased by 13%.

²¹ The 98% increase in funding is largely explained by the nutrition-specific program entitled “Improving the nutrition for children”, where allocations increased from USD 2,761,905 in 2014 to USD 26,727,273 in 2015.

Learning from SUN supporters

Unpacking Innovative Finances for Nutrition

The 2016-2020 Strategy and Roadmap of the SUN Movement calls for improved access and use of financial resources for nutrition. This is in response to the wide recognition that current levels of financing for nutrition are gravely inadequate. Part of the challenge also lies in the inherent fragmentation and complexity in the nutrition aid architecture.²²

As a first step towards the SUN Movement's pursuit of this objective, a "mapping" of

multilateral external (i.e. non-domestic) sources of nutrition financing has been initiated. The work has been overseen by the SUN Donor Network, with the assistance of an independent consultant and the financial support of the Bill and Melinda Gates Foundation. One of the main objectives of this exercise is to improve awareness and understanding of nutrition funding sources and how to access them.

Key findings

- Over the past year, **three new financing mechanisms have been launched** with a significant nutrition focus, Power of Nutrition, UNITLIFE and the Global Financing Facility (GFF). Each have the potential to unlock significant nutrition-specific financing.
- **There is a lack of predictability of funding opportunities.** Currently, neither of the new nutrition funds (Power of Nutrition, UNITLIFE), nor the GFF, nor Global Agriculture and Food Security Programme (GAFSP) have fixed schedules for upcoming funding opportunities.
- **The fragmented nutrition architecture and planning can be challenging in countries,** in terms of coordination, programmatic coherence, and administrative and reporting workload. To manage the different funding streams, countries such as Tanzania, have relied on having robust and coordinated multi-sectoral planning for nutrition which has helped ensure donor support is aligned behind national plans.
- **There are opportunities to build linkages across complementary initiatives,** such as the Global Fund to Fight AIDS, Tuberculosis & Malaria, the Global Partnership for Education along with Every Woman, Every Child through their Global Strategy for Women's and Children's Health.²³ The SUN Movement can optimise its own work by leveraging such relations to achieve all Sustainable Development Goals.
- In relation to **humanitarian funding**, two OCHA-managed trust funds profiled in the funding mapping exercise (Central Emergency Response Fund, or CERF; and Country-Based Pooled Funds, or CBPFs) represent useful entry points for the SUN Movement to explore, as it identifies ways to improve its support to countries in humanitarian situations.
- This mapping exercise profiled one funding mechanism that provides **financing for gender issues** - the Global Fund for Women. Along with Mama Cash, the African Women's Development Fund, the Central American Women's Fund and the Urgent Action Fund for Women's Human Rights, there are opportunities to secure small and flexible grants.

Recommendations for the SUN Movement's work in 2016-2020

Based on the findings noted above, the SUN Movement will:

- Maintain the funding mapping over time and keep track of the countries benefiting from these new funds (and of those that are not). This will involve compiling and disseminating information regarding upcoming funding opportunities.
- Explore opportunities to use the outcomes and success stories of the new funding mechanisms supporting nutrition-specific and nutrition-sensitive activities and share those experiences country to country.
- Explore how to maximise synergies with the Reproductive, maternal, newborn and child health community including with the sources of funding (e.g. the GFF), and its partnership, coordination and accountability mechanisms (e.g. The Partnership for Maternal, Newborn & Child Health (PMNCH), Every Woman, Every Child and the Commission on Information and Accountability for Women's and Children's Health, among other initiatives highlighted throughout the mapping.

²² As elaborated upon, for example, in Nutrition Aid Architecture, Results UK 2014.

²³ Please see: <http://www.everywomaneverychild.org/global-strategy-2>.

Key innovative nutrition funding sources at a glance

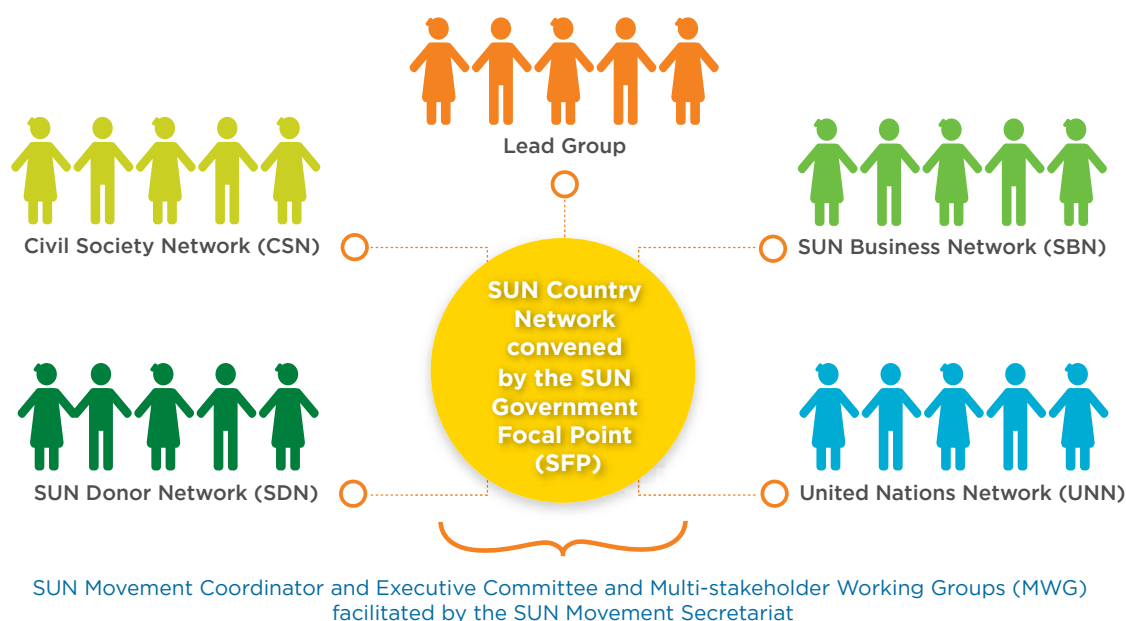
| Name | Funding mandate | Donors | Countries funded to date | Country eligibility | Upcoming funding opportunities |
|---|---|--|---|---|---|
| Power of Nutrition Fund | Unlock one billion dollars to tackle child undernutrition in some of the poorest countries. Nutrition-specific focus. See: www.powerofnutrition.org | Current pledges include CIFF (\$55m), DFID (up to \$47m), UBS Optimus Foundation (up to \$26m). Ambition to raise \$1bn | Tanzania (\$20m) | No specific eligibility criteria stated. Focus will be on "hotspot countries" in sub-Saharan Africa and Asia where their investments can make an impact. | Discussions underway with further countries. Aim is to fund 5-7 countries total during initial period ending 2020. |
| UNITLIFE | A new financing mechanism to fund nutrition programs in sub-Saharan Africa, raising funds through a micro levy on the extractive industry. | Initial countries signing up include Congo, Guinea, Niger and Mali, with aim to raise \$100m/year from through these 4 countries, with agreements in place by end 2016. Further funding will be pursued from other countries, as well as other sources. | None to date | To be determined, but with a focus on "high-burden countries." | Funding opportunities to commence once sufficient funding stream secured. |
| Global Financing Facility (GFF) | Accelerate efforts to end preventable maternal, newborn, child and adolescent deaths and improve the health and quality of life of women, adolescents and children. Can fund nutrition-specific and nutrition-sensitive activities (incl health, WASH, social protection, education). See: www.globalfinancingfacility.org | Initial financing commitments for the GFF trust fund by Norway (\$600m) and Canada (\$200m, of which \$100 will go to CRVS). Further commitment for the Trust Fund by Bill & Melinda Gates Foundation (\$75m) in July 2015. | 4 "front runner" countries: DRC, Ethiopia, Kenya and Tanzania. Second wave countries include Bangladesh, Cameroon, India, Liberia, Mozambique, Nigeria, Senegal and Uganda | A total of 62 high-burden, low- and lower-middle income countries are eligible to receive grant resources from the trust fund (see the GFF Business Plan Annex 7 for full list). | None announced |
| Global Agriculture and Food Security Programme (GAFSP) | Multilateral financing mechanism to improve incomes and food-and nutrition security in low-income countries by boosting agricultural productivity. Primary focus on agriculture and food security (nutrition-sensitive) activities, although also able to support nutrition-specific programming, as well as activities on climate change and gender. Provides support through a Public Sector Window (grants and advisory services) and a Private Sector Window (concessionary loans and advisory services). See: www.gafspfund.org | As of March 2014: \$1.35bn pledged, of which \$1bn to Public Sector Window, \$309m to Private Sector Window and \$69m unassigned. 8 donors to Public Sector Window (Australia, BMGF, Canada, Ireland, S Korea, Spain, the UK, the US) 5 donors to Private Sector Window (Canada, Japan, the Netherlands, the UK, the US) | Public Sector Window: \$912.5 million allocated in 25 countries: Bangladesh, Burkina Faso, Burundi, Cambodia, Ethiopia, Haiti, Honduras, the Gambia, Kyrgyz Republic, Liberia, Malawi, Mali, Mongolia, Nepal, Nicaragua, Niger, Rwanda, Senegal, Sierra Leone, Tajikistan, Tanzania, Togo, Uganda, Yemen, and Zambia. Private Sector Window: 11 investment projects and 20 advisory services projects. | Public Sector Window: "IDA-only" countries that are not in non-accrual. See: www.worldbank.org/ida/borrowing-countries.html Private Sector Window: Private firms and financial institutions working in IDA-only countries. Firms outside of IDA-only countries with a compelling case may also be considered. | Next call for proposals not yet announced. Aim is to call next round by autumn 2016, pending securing of sufficient pledges. A separate pilot initiative to be launched in 2016 ("the Missing Middle Initiative") to enable direct disbursement by SEs to NGOs for small-scale projects (e.g. \$2-3m). |
| Global Fund to Fight AIDS, Tuberculosis & Malaria | Financing mechanism to support programs in response to HIV, TB and malaria. Includes ability to fund a range of food and nutrition activities as part of comprehensive HIV and TB programs (for reference: over 35 million living with HIV/AIDS worldwide, and almost 10 million people fell ill with TB in 2014). See: www.theglobalfund.org | 50 donor governments provide approx. 95% of funding. Remaining 5% from private sector, private foundations and innovative financing initiatives. \$42bn pledged by donor governments since 2002. Replenishment for 2017-19 period currently underway. | Nearly \$4bn invested annually through 468 active grants in 100 countries. To date, over \$29 billion disbursed for programmes in countries. | Eligibility is determined annually, based on income level and official disease burden. A full list of current eligible countries is available on the Global Fund website. | Funding allocations currently made every three years, with flexibility for country to select timing for proposal submission within the 3-year period. |

| Name | Funding mandate | Donors | Countries funded to date | Country eligibility | Upcoming funding opportunities |
|---|---|---|--|---|---|
| Global Sanitation Fund (GSF) | Pooled multi-donor fund to support community-led sanitation programs for the most vulnerable people. Nutrition-sensitive (WASH). The GSF specifically has the mandate to fund community-level behavior change projects related to open defecation. See: www.wsscc.org/global-sanitation-fund | Donors to the GSF have included the governments of Australia, Finland, the Netherlands, Sweden, Switzerland and the UK. | As of June 2015, the GSF had committed \$109m to programs in 13 countries: Benin, Cambodia, Ethiopia, India, Kenya, Madagascar, Malawi, Nepal, Nigeria, Senegal, Tanzania, Togo and Uganda. | 35 priority countries have been identified for support based on income level, sanitation needs and other criteria, although exceptions can be made for supporting countries not part of the priority list. See WSSCC 2012-16 medium-term strategic plan for full list of priority countries. | Two rounds of funding to date. No new round currently announced, but those that have been designated as part of the 35 “priority countries” may seek funding outside of rounds. |
| Water and Sanitation Programme (WSP) | WSP works with governments at local and national level to support improved access to affordable, safe and sustainable water and sanitation services. Nutrition-sensitive (WASH). See: www.wsp.org | International donors include the governments of Australia, Austria, Denmark, Finland, Luxembourg, Netherlands, Norway, Sweden, Switzerland, UK, US; as well as the BMGF and the World Bank. | 25 countries supported with \$207m over the 2011-2015 business plan period, including \$55m in FY 2015. | No specific eligibility criteria. WSP seeks to have reach and impact in all regions where the poor have inadequate water and sanitation services, and where lessons can be learned on how to apply successful solutions. | |
| Central Emergency Response Fund (CERF) | CERF pools funds from multiple donors to promote early action and response to reduce loss of life; enhance response to time-critical requirements; and strengthen core elements of humanitarian response to underfunded crises. CERF can support nutrition-specific and -sensitive activities within the context of time-sensitive or underfunded humanitarian needs. See: www.unocha.org/cerf | Receives broad support from 125 UN Member States and 2 observers, regional governments, the private sector, NGOs and individuals. Contributions to date total \$4.282 bn, including \$400m in 2015. | More than \$3.7bn allocated for 92 countries and territories since 2006. On average, CERF allocates approx. \$450m to humanitarian operations in 50 different countries. | Based on humanitarian situation and needs. | “Rapid response” funds (approx. 2/3 of CERF allocations) can be requested at any time of the year. “Underfunded emergencies” grants (approx. 1/3 of CERF allocations) are invited to apply by the Emergency Relief Coordinator (ERC) based on criteria and recommendations and consultations. |
| Country-based Pooled Funds (CBPFs) | CBPFs allocate funding based on identified humanitarian needs and priorities at the country level, and are intended to enable flexible funding for priorities set at the country level, with flexibility to support activities and needs in volatile contexts. See: www.unocha.org/what-we-do/humanitarian-financing/country-based-pooled-funds | UN Member States and private donors contribute to CBPFs. In 2015, there were 19 Member State Contributors to CBPFs, with a total of \$583m received from: UK, Netherlands, Sweden, Denmark, Belgium, Ireland, Norway, Australia, Switzerland, Germany, Kuwait, Spain, Luxembourg, India, Korea, Iceland, France, Italy, Malaysia. | In 2015, \$505m were allocated to 18 countries: Afghanistan, CAR, Colombia, DRC, Ethiopia, Haiti, Iraq, Jordan, Lebanon, Myanmar, oPt, Pakistan, Somalia, South Sudan, Syria, Turkey, Yemen. | Based on humanitarian situation and needs. | CBPFs use two modalities to allocate funds: Reserve allocation projects (intended for rapid and flexible allocation of funds) can be submitted at any time during the year, or when the HC activates the reserve allocation. Standard allocations (with longer-term priorities identified by Humanitarian Response Plans) typically have two standard allocations per year. |
| Global Fund for Women | Funding women's human rights initiatives worldwide, supporting women-led organisations that are fighting for justice in their own communities. Funds nutrition-sensitive activities, with a focus on women's rights and empowerment, but through any sectoral entry points (including for example agriculture). See: www.globalfundforwomen.org | For fiscal year ending June 2014, \$18m received from private and family foundations (53%), individuals (29%), investments (10%), events (5%), corporations (2%) and governments/multilaterals (1%) | Over \$100m in grants provided to over 4,000 organisations supporting progressive women's rights in over 170 countries since 1988. | Only non-US-based organisations are eligible for funding, whose primary focus is advancing women's equality and human rights. Other exclusions apply – see website for further details. | The Global Fund for Women runs an annual grantmaking cycle – for 2016 applications were due by 31 January. Every year it receives over 2,500 proposals and is able to award about 500 grants annual. First-time awards range from \$5-13k/year. |



4

SUN supporters



The SUN Movement is driven by a dedicated set of change agents. Member Countries, led by governments, are the core of the SUN Movement, leading national efforts with a wealth of experience, insight and capacity. Currently the Movement is led by 57 countries and the Indian States of Maharashtra, Jharkhand and Uttar Pradesh.

All the stakeholders in the Movement are changing their behaviours and committing to achieving common nutrition results:

- At the global level, civil society, donors, businesses and UN agencies are organised into Networks. Each of the Networks has a global Steering Committee and a Secretariat which work to support the establishment and functioning of Networks at the country level. They provide support and technical assistance, ensure timely exchange of information, and monitor and evaluate achievements
- The SUN Movement Coordinator leads and strengthens collaboration between stakeholders and advocates for improving nutrition at country, regional and global levels
- The SUN Movement Secretariat (SMS) provides support to its members' work and facilitates Movement-wide sharing and learning opportunities. The SMS enables access to technical assistance and support aligned with the SUN Movement's principles




- The SUN Movement Executive Committee oversees and supports the implementation of the SUN Movement Strategy and Roadmap and strengthens accountability within the Movement
- The SUN Movement's Lead Group, consists of prominent leaders and change makers who have pledged to position nutrition at the highest levels and provide inspiration, action and direction on a global scale. They are figureheads for nutrition and carry out strategic advocacy to ensure it grows as a global priority.

4.1 The SUN Movement Networks

The SUN Movement Networks are made up of actors from different stakeholder groups (UN, civil society, donors and business). The oversight mechanisms of the Networks, which are self-organised, steer the Networks' workplans and are responsible for alignment with the SUN Movement Strategy and Roadmap and are responsible for transparent reporting of progress and achievements through the Movement's Annual Progress Report. SUN Networks are supported by Network facilitators and their Secretariats, who enable their members' contributions and promote the values and principles of the Movement. At the country level, members of the SUN Networks support their respective national governments by participating in multi-stakeholder platforms and aligning their activities behind national objectives.






The SUN Business Network (SBN) works to find the solutions required to end malnutrition through business, markets and people. It mobilises business efforts in support of the SUN Movement and to ensure all people realise their right to good food and nutrition. The SBN aims to build a group of progressive businesses to develop profitable, sustainable and innovative business models required to scale-up nutrition globally and within countries. Working in partnership with governments, civil society, donors and UN agencies, the SBN supports SUN Countries to develop their own country-led approach to scaling up nutrition.

Progress at a glance

- 13 countries have established SUN Business Networks
- 10 SUN Countries are building national SUN Business Networks in 2016 with support of the SBN global team
- 6 national SBNs have been supported to raise funds from national sources
- The first National SBN Investment Fund was established to catalyse new investments from national companies in nutritious food and services in Mozambique
- 32 SUN Countries have participated in SBN regional workshops in 2015 and identified priorities for business engagement
- Agricultural value chains, food fortification are the two top priorities for business engagement in SUN Countries
- Best practice guides and toolkits for engaging business have been developed for policy makers
- Over 300 companies have joined: 75% of which are national companies or small and medium-sized enterprises
- Global commitments from SBN members aim to reach 166 million consumers with improved nutrition across SUN countries, each year, by 2020
- The SBN has developed strategies for sustaining regional support to national networks in Asia and Africa.

Priorities

- The SBN has developed an online toolkit for SUN Countries to support the development of national business networks and will continuously update best practice tools
- Established national SBNs are leading efforts to develop national action plans to identify barriers and opportunities for investment in nutrition for national companies
- The SBN is supporting a further 10 countries to establish and fundraise for national business networks
- Funds have been secured to develop a mapping tool to match SUN country requests for support with commitments and competencies from SBN companies
- The SBN is establishing a Virtual Responsible Marketing & Nutrition Academy. This will act as a central repository for guidance on establishing market research, consumer insight research and around product formulation issues.
- 2 major consumer market research studies on nutrition have been completed in Nigeria and Tanzania to help SBN understand the gaps in consumer demand and market supply for nutritious products – and stimulate business action to address this.



The SUN Civil Society Network (CSN) contributes to ensuring that policy, plans and pledges are implemented in the interest of people and reach the populations most vulnerable to malnutrition. National civil society alliances unite diverse organisations, contribute to implementing nutrition priorities, coordinate advocacy and action on nutrition at all levels, ensure government policies and plans reflect the realities of those who suffer the most, ensure rights are realised and they strengthen citizen action and inclusion in decision-making processes. At the global level, the SUN Civil Society Network (CSN) supports the formation of effective national civil society alliances (CSAs) and their contribution to long-term national nutrition efforts. It supports access to funding, cross learning, capacity building and seeks to accelerate CSA establishment, strong governance and effective advocacy. The SUN CSN have also developed a 2016–2020 strategy, which seeks to maximise national and global advocacy efforts, strengthen accountability of all stakeholders, bolster learning and quality support to SUN CSAs, ensure gender-driven approaches and ensure citizen participation, among other objectives.

Progress at a glance

- Supported the establishment and strengthening of national Civil Society Alliances in 39 countries coordinating more than 2,000 civil society organisations who have become essential contributors to scaling up nutrition. These alliances have united community groups, national CSOs and international civil society organisations at national and sub-national levels
- Coordinated civil society advocacy and action on nutrition at national, sub-national levels with contributions to key international events (such as the Nutrition for Growth meeting in Brazil).
- Enriched nutrition policies through facilitating civil society consultation nationally and regionally as well as provision of technical expertise in country
- Channeled expertise, evidence, and the realities of those suffering from malnutrition into government policies and plans
- Supported governments to ensure multi-sectoral efforts for nutrition
- Ensured accountability of governments and other actors for nutrition commitments
- Established nascent regional groupings for civil society alliances to allow for improved experience sharing and collaboration.

Priorities

- Financial sustainability and fundraising capacity strengthening and support to access funding
- Understanding what works best in tracking advocacy impact and sharing experiences
- Good practice documentation, sharing and learning
- Scaled up governance and internal accountability support (including conflict of interest guidance, conflict management, institutional strengthening and support in the establishment of a CSA, as well as strengthening secretariats in their coordination role and financial systems)
- Membership engagement, including good practices and guidance
- Robust accountability mechanisms linking CSA accountability with global secretariat good practice
- Technical assistance for the development of impactful and aligned advocacy strategies and plans
- Capacity strengthening for impactful advocacy
- Budget analysis advocacy, based on timely budget analysis and tracking, for increased investments in nutrition.



The SUN Donor Network (SDN) brings together development partners, including bilateral donors, foundations and development banks, in support of SUN Countries. The SDN seeks to maintain high-level political commitment for nutrition as well as to advocate for country access to more and better financing for nutrition at all levels. Further to increasing accountability and measuring progress in mobilising resources, the SDN is committed to continue tracking donor spending on nutrition. Beyond this, the SDN strives for better coordination and transparency of approaches to nutrition in support of countries and alignment with the national nutrition plans.


Progress at a glance

The SUN Donor Network has finalised a strategy, which is currently under implementation. The main focuses include:

- Developing and providing high-level strategic messaging to sustain political commitment on nutrition
- Collection and compilation of global information and data on available initiatives, programmes and funding, such as the a recent data mapping initiative and making such tools available to all SUN Countries
- Supporting donor conveners in SUN Countries with capacity strengthening to fulfill their role and capacity building of SUN Government Focal Points
- Providing access to information on available funding mechanisms and sources to SUN Countries, enabling countries to access those funds
- Striving for better coordination and transparency of country support among donors aiming at all support being aligned with the national nutrition plans
- Beyond these aspects, a large part of the donor engagement is to provide funding for the SUN Movement Support System.

Priorities

- Improve coordination among donors at global and country level
- Better harmonise donor approaches to nutrition including aligning behind common results frameworks and establishing common messages for systematic use
- Strengthen coordination around global events and processes
- Play a more deliberate role in capacity building at the country level
- Strengthen the SDN Country-level focus:
 - » Improve the mechanism and structures for coordination at country level among donors and with other SUN Structures
 - » Revise the Donor Convener role to meet the requirements of country structures
- Improve the understanding of available funding and their mechanisms
 - » Understand and communicate the landscape of various methods for multi-sectoral and bilateral funding at the global level with a break down to countries.



The UN Network for SUN (UNN) is a catalytic force assisting all SUN Countries to significantly accelerate the scale-up of their efforts to improve nutrition, ultimately leading to sustainable capacity in nutrition governance and reduced malnutrition. The UNN brings together all UN agencies working in nutrition to support governments in an efficient, effective, and coordinated way. The UNN seeks to increase the human and institutional capacities of governments and country stakeholders, focusing on strengthening sectoral and multi-sectoral nutrition policies, plans and programmes, coordination, advocacy, monitoring and evaluation (M&E) and knowledge management, ensuring that no one is left behind.

Progress at a glance


- At global level, the UNN/REACH Secretariat:
 - » Developed the UN Network for SUN strategy (2016-2020) and accompanying M&E Framework, to guide UN collective action in nutrition
 - » Developed tools and guidance such as the Compendium of Actions for Nutrition (CAN), the Capacity Assessment Guidance Package, the Checklist for Good Quality Nutrition Plans, the UN Network Guidance Package on the UN Nutrition Inventory and UN Nutrition Agenda.
- At country level,
 - » UNN, established in all SUN countries, carried out, with technical backstopping from the UNN/REACH secretariat, the UN Nutrition Inventory exercise (completed in 6 countries, on-going in 8 countries), the UN Nutrition Strategy (completed in 1 country), Inter-Agency Planning Retreats (in 6 countries), and joint programmes
 - » REACH²⁴ continued to play a prominent role to strengthen nutrition governance and UN coordination through neutral facilitation, analytical and capacity development support, being recognized as SUN 'boots on the ground'
 - » UNNs, with REACH, provided technical assistance, including normative guidance, to support government capacities to scale-up nutrition in a more aligned and coordinated manner
 - » The UNN, through REACH, helped conduct Stakeholder and Nutrition Action Mapping (in 10 countries), Multi-sectoral Nutrition Overview (in 8 countries) and Policy and Plan Overview (in 6 countries)
 - » National nutrition advocacy efforts were also supported including sensitization of Parliamentarian on nutrition, development of nutrition advocacy briefs, and identification of nutrition champions, among others
 - » REACH, along with other stakeholders, facilitated the development/review of national multi-sectoral nutrition action plans in 8 countries and policy formulation/review efforts in 5 countries. Efforts were also targeted to the establishment of implementation tracking mechanisms for multi-sectoral action plans and nutrition information systems and platforms
 - » National nutrition coordination structures were strengthened across all REACH countries.

Priorities

- Harmonising and coordinating UN nutrition efforts, using diagnostic, analytical and strategic planning tools
- Promoting the adoption of joint UN approaches in support of national priorities, maximizing synergies and minimising duplications
- Strengthening mutual accountability for nutrition by tracking UN collective efforts in support of national nutrition priorities
- Providing expertise to countries to strengthen the scale-up of nutrition actions and nutrition governance processes.

²⁴ REACH has provided support to 17 Countries during the reporting period including: Ethiopia, Bangladesh, Ghana, Mali, Mozambique, Nepal, Rwanda, Tanzania, Uganda, Niger, Burundi, Chad, Burkina Faso, Haiti, Senegal, Myanmar and Guinea.

4.2 The SUN Movement Lead Group



The SUN Movement Lead Group has the overall responsibility for the Movement's progress towards achieving its strategic objectives, preserving its unique character and upholding its core principles. Its members act as high-level emissaries and champions for the work of the Movement, advocating on specific issues relating to the strategy and towards the broader goal of ending malnutrition in all its forms.

During the 71st Session of the United Nations General Assembly, a new SUN Movement Lead Group was appointed by the UN Secretary-General, comprising current and former Heads of State, public and private sector champions and social change makers. Under their leadership, the SUN Movement Strategy and Roadmap (2016-2020) was launched following their inaugural meeting on 21 September 2016, in New York.

Members of the SUN Movement Lead Group

First row (left to right):

Akinwumi Adesina – President, African Development Bank

Nahas Angula – Chairperson, Namibia Alliance for Improved Nutrition

Tom Arnold – Director General, Institute of International and European Affairs

Marie-Claude Bibeau – Minister of International Development and La Francophonie, Government of Canada

Second row (left to right):

Martin Chungong – Secretary General, Inter-Parliamentary Union

Ahmed Mushtaque Raza Chowdhury – Vice Chair, BRAC

Ertharin Cousin – Executive Director, World Food Programme

Chris Elias – President, Global Development, Bill & Melinda Gates Foundation

Shenggen Fan – Director General, International Food Policy Research Institute

Third row (left to right):

Rebeca Grynspan – Secretary-General, Ibero-American General Secretariat

Keith Hansen – Vice President for Human Development, World Bank Group

Jakaya Kikwete – Former President, United Republic of Tanzania

Anthony Lake – Executive Director, UNICEF, and Chair of the SUN Movement Lead Group

Ibrahim Mayaki – CEO, NEPAD

Fourth row (left to right):

Neven Mimica – European Commissioner for International Cooperation and Development

HE Jimmy Morales – President, Republic of Guatemala

Monica Katebe Musonda – Founder and CEO, Java Foods

David Nabarro – Special Adviser to the UN Secretary-General on the 2030 Agenda for Sustainable Development

Sania Nishtar – Founder and President, Heartfile Foundation

Fifth row (left to right):

Priti Patel – Secretary of State for International Development, Government of the United Kingdom

Joy Phumaphi – Executive Secretary, African Leaders Malaria Alliance

Mary Robinson – President, Mary Robinson Foundation – Climate Justice

Nina Sardjunani – Team Leader of the SDGs National Secretariat, Government of the Republic of Indonesia

Feike Sijbesma – CEO, Royal Dutch DSM

Sixth row (left to right):

Gayle Smith – Administrator, USAID

Dhananjayan “Danny” Sriskandarajah – Secretary General, CIVICUS: World Alliance For Citizen Participation

Gunhild Anker Stordalen – Founder and President, EAT Foundation

Helle Thorning-Schmidt – CEO, Save the Children International

Gerda Verburg – Assistant UN Secretary-General and Coordinator of the SUN Movement



4.3 The SUN Movement Executive Committee

The SUN Movement Executive Committee acts on behalf of the SUN Movement Lead Group to develop and oversee the implementation of the strategy. It supports the Coordinator to galvanise political commitments to nutrition and promote the values and principles of the Movement.



Members of the SUN Movement Executive Committee:

Daysi de Marquez, El Salvador – National Council for Food and Nutritional Security (CONASAN)
Felix Phiri, Malawi – Department of Nutrition, HIV and AIDS, Office of the President and Cabinet
Abdoulaye Ka, Senegal – Senegal's National Committee for the Fight against Malnutrition
Aslam Shaheen, Pakistan – The Nutrition Unit of the Planning Commission of Pakistan
Christine Guwatudde Kintu, Uganda – Office of the Prime Minister of Uganda
Uma Koirala, Nepal – Civil Society Alliance for Nutrition in Nepal
Martha Newsome, Canada – Medical Teams International
Tumaini Mikindo, Tanzania – Partnership for Nutrition in Tanzania
Shawn Baker – Bill & Melinda Gates Foundation
Jane Edmondson – UK Department for International Development
Meera Shekar – World Bank
Martin Bloem – World Food Programme
Francesco Branca – World Health Organization
Marc Van Ameringen – formerly GAIN
Fokko Wientjes – Royal Dutch DSM

4.4 The SUN Movement Coordinator

The SUN Movement Coordinator oversees the day-to-day implementation of the Strategy, leads the Secretariat and represents the SUN Movement globally. The Coordinator is an *ex officio* member of the SUN Movement Executive Committee. The Coordinator is accountable to the SUN Movement Lead Group and reports to the United Nations Secretary-General.



In 2016, UN Secretary-General, Ban Ki-moon, appointed a new SUN Movement Coordinator, Gerda Verburg. Ms. Verburg replaces Mr. Tom Arnold, who has guided the SUN Movement through its Independent and Comprehensive Evaluation (ICE) and the process of developing the SUN Movement Strategy and Roadmap (2016-2020).

Ms. Verburg served as the Permanent Representative of the Kingdom of the Netherlands to the UN Organizations for Food and Agriculture in Rome (FAO, WFP and IFAD) between 2011 and 2016 and in 2014 she was appointed Chair of the Global Agenda Council for Food and Nutrition Security of the World Economic Forum (WEF).

From 2013 until 2015, Ms. Verburg served as Chair of the UN Committee on World Food Security (CFS), a multi-stakeholder committee where governments, civil society, private sector, research institutions and others addressed food and nutrition issues.

From 2007-2011, Ms. Verburg served as a Speaker in the Dutch House of Representatives on economics, energy and innovation, and as Minister of Agriculture, Nature and Food Quality. In 2008 she was elected Chair of the UN Commission on Sustainable Development. From 1998-2007, she was a Member of the Parliament of the Netherlands.

“

The new SUN Movement Strategy and Roadmap (2016-2020) builds on the immense energy behind this collective effort to push for nutrition results and reiterates the fact that we are all in this together. Six years into the SUN Movement, nations have made incredible strides and we are seeing the fight against malnutrition prioritized as never before. Now, we're looking ahead. By 2030 or maybe even before - we want to see the fight end with a win; malnutrition is history, forever.

Gerda Verburg, SUN Movement Coordinator and Assistant UN Secretary-General

4.5 The SUN Movement Secretariat

The SUN Movement Secretariat supports the implementation of the SUN Movement Strategy and Roadmap. It does this by liaising with SUN Government Focal Points and SUN Networks, and facilitates Movement-wide sharing and learning, access to technical assistance and tailored support aligned with the SUN Movement's principles. It facilitates the Annual Joint-Assessment exercise and also supports the SUN Movement Executive Committee and Lead Group.

Throughout 2015-16, it oversaw the development of the SUN Movement Strategy and Roadmap (2016-2020), facilitated teleconferences of the SUN Country Network, organised the SUN Global Gathering in Milan, facilitated the face-to-face meetings of the SUN Networks and Executive Committee, arranged high-level nutrition events and engagements during the Women Deliver Conference, World Water Week, the High-Level Political Forum and the 71st Session of the UN General Assembly, among others. It arranged the inaugural event of the new SUN Movement Lead Group and the launch of the second phase of the SUN Movement. In support of SUN Country priorities, the Secretariat continued to connect countries with technical assistance as well as arrange key learning and sharing opportunities – such as the Public Finance and Managing Results for Nutrition Workshops in Asia and Africa.

The SMS communicates on behalf of the SUN Movement. The website (12,000 visits per month), www.scalingupnutrition.org provides a platform to showcase country efforts, with one page per country and frequent updates on nutrition news, blogs and in practice stories from SUN Countries. Additionally, a newsletter keeps the Movement informed (8000+ subscribers), social media extends the reach of these efforts via Facebook (5000+ likes) and Twitter (10,000 followers).

The SUN Movement Secretariat is supported by the Bill & Melinda Gates Foundation, Canada, the European Union, Germany, Ireland, the Netherlands and the United Kingdom. Human resource capacity has been made available by France. The activity plan and budget of the SUN Movement Secretariat supports the implementation of the revised SUN Movement Strategy and the priorities identified by SUN countries in the context of the SUN Movement Roadmap 2016-2020.



4.6 The SUN Movement Strategy & Roadmap (2016-2020)

“

The SUN Movement Strategy and Roadmap (2016-2020) underscores that there are few challenges facing the global community today that match the scale of malnutrition, a condition that directly affects one in three people. There has been progress, but much more needs to be done. It presents a practical vision of how we can work together for an end to malnutrition by 2030. By sharing experiences, overcoming challenges and showing results, the countries of the SUN Movement are demonstrating that together, we can ensure people everywhere get the best possible start in life and reach their full potential.

United Nations Secretary-General Ban-Ki Moon



The SUN Movement Strategy and Roadmap (2016-2020) is the product of a consultative process that spanned SUN Countries, multiple UN and donor agencies, along with hundreds of international and national non-government organisations and businesses. It outlines the SUN Movement's second phase and is focused on translating momentum into results for people who suffer due to malnutrition everywhere. It presents a practical vision of how we can all work together, toward our vision of a world without malnutrition by 2030.

The Roadmap outlines four key areas where the SUN Movement will focus its efforts in the years ahead which are outlined with next steps in the final chapter of this report. In each, a set of ambitions to be achieved by 2020 are defined. The Roadmap is dynamic, and all actors in the SUN Movement will continue to learn and adapt to the changing needs and opportunities.

The Strategy and Roadmap was officially launched in the margins of the 71st session of the UN General Assembly at UNICEF House.



© SUN Movement Secretariat

4.7 The SUN Movement Multi-Partner Trust Fund

The SUN Movement Multi-Partner Trust Fund (MPTF) was established in March 2012 and was intended to provide catalytic, last resort grants for the development and implementation of actions for scaling up nutrition. The end date for the fund's mandate is December 2016.

The 2015 SUN Movement Annual Report of the SUN Movement MPTF was published in May 2016²⁵ and took stock of progress, achievements and lessons learnt. By the end of December 2015 the SUN Movement MPTF provided financial support to civil society actors in 24 SUN Countries across Africa, Asia and Latin America.

The evaluation of the SUN Movement MPTF took place in the second half of 2015 and provided both an assessment of the Trust Fund as well as a set of clear, forward-looking recommendations to inform management decisions in designing potential future mechanisms for the SUN Movement. The evaluation concluded that the MPTF funded projects made major contributions towards the Strategic Objectives of the SUN Movement (2012–2015) and that the SUN Movement MPTF has been effective in helping to catalyse and enhance engagement by various stakeholders in national nutrition processes.

The evaluation also examined the need for a catalytic, last resort fund after 2016 by focusing on the areas requiring financial support to contribute to the implementation of the SUN Movement Strategy and Roadmap 2016–2020. A decision was taken on the need for a pooled fund in the second phase of the Movement to support actions by national stakeholders to scale-up nutrition. For this it was agreed to reform the current SUN Movement MPTF, building upon its strengths and achievements so far and addressing its weaknesses. The new pooled fund will provide small, last resort and primarily catalytic funding to SUN Movement stakeholders through which their engagement in the SUN Movement can be initiated, enhanced or expanded. The reform process has started in September 2016 and – assuming that there will be a minimum level of financial resources needed for the fund to become operational – it is expected that the first call for proposals will be issued mid-2017. The end date of the new Trust Fund will be December 2020.



²⁵ Available at: <http://ucx3x320eshgjxppibt1rqg0.wpengine.netdna-cdn.com/wp-content/uploads/2012/10/SUN-Movement-MPTF-Annual-Report-2015.pdf>.

5

The way forward

By Gerda Verburg, Assistant UN Secretary-General and SUN Movement Coordinator



The pages of this report reveal, in practical terms, how SUN Countries are striving toward impact and results. It is a wealth of stories of change, backed up by practical guidance which all the contributors in the SUN Movement are shaping from their own experiences. It's a tool for sharing, learning and upholding accountability for results. Today, we are more motivated than ever to build on the last 5 years of SUN Country efforts, which have brought together a powerful mix of nutrition allies from across the spectrum. Civil Society, business, donors, UN, academia, parliamentarians and the media. These countries have succeeded in making the case for a collaborative approach. Crucially, these stakeholders must deliver results, and, we all have a new, bigger role to play.

I say new, because in September 2016 we welcomed 29 awe-inspiring leaders for nutrition – the SUN Movement Lead Group – and heard their resolve to fight for people's nutrition, the world over. I say new, because last September in 2015, world leaders adopted the 2030 Agenda for Sustainable Development. The Agenda commits all governments to comprehensive, integrated and universal transformations, including ending

hunger and malnutrition by 2030. They are galvanising action to achieve the 17 SDGs. Whilst the ambition to 'End hunger, achieve food security and improved nutrition and promote sustainable agriculture' is captured in SDG 2, at least 12 of the 17 Goals contain indicators that are highly relevant to nutrition. Indeed, without adequate and sustained investments in nutrition, both directly and as a part of an integrated set of interventions aimed at ending poverty and hunger, the full potential of the 2030 Agenda will not be realised.

In this context, the SUN Movement is a catalyst for change. The lessons learnt and shared by Member Countries are contributing to a growing energy and momentum for improved nutrition. They are proving that, together, we can achieve more than ever possible alone. In this new era of the 2030 Agenda, the SUN Movement is a model for collaboration and focused on scalable and sustained impact for people.

The new Strategy and Roadmap (2016-2020) builds on the immense energy behind this collective effort to push for nutrition results and reiterates the fact that we are all in this together. Six years into the SUN Movement, nations have made incredible strides and we are seeing the fight against malnutrition prioritised as never before. Now, we're looking ahead. By 2030 or maybe even before – we want to see the fight end with a win; malnutrition is history, forever.

Building upon current successes with greater ambition for results and impact in all countries committed to scaling up nutrition will be vital. This ambition is the unique quality that has made the SUN Movement a success to date. The ambition will ensure it remains country-led, multi-stakeholder and multi-sectoral. Efforts will be doubled to enshrine the SUN Movement Principles of Engagement that anchor the SUN Movement's Members to the strategy and ensures that equity, equality and non-discrimination are at the core of all efforts – ensuring that no one is left behind.



The road ahead

As outlined in the SUN Movement Strategy and Roadmap (2016-2020), in-country capabilities will be bolstered by the collective efforts of all in the SUN Movement in 2017. The Roadmap aims to build on what exists in SUN Countries and promotes a 'learn by doing' approach. The ambitions which the SUN Movement seeks to achieve by 2020, reflected in the Roadmap, seek to reinforce in-country capabilities so their plans to end malnutrition are fit for the challenge.



Continuously improving country planning and implementation to end malnutrition

In 2017, the SUN Movement aims to help strengthen country capacity to translate political commitment into results and plan and implement for an end to malnutrition. By establishing a set of common results, agreed by key sectors and stakeholders, supportive partners are bound together to deliver for those who suffer the most.

| AMBITIONS: By 2020, all SUN Countries will: | 2016-17 PRIORITIES: |
|---|--|
| <ul style="list-style-type: none"> • Have multi-sectoral nutrition plans, endorsed at the highest level, with national nutrition targets and costed actions that guide collective implementation and resource allocation • Regularly and transparently track budget allocations against plans and demonstrate better use of finance data through improved advocacy, planning and impact • Increase resources for nutrition from both domestic and external sources • Have systems to analyse and use quality data for decision making, accountability and advocacy • Implement agreed actions at scale and demonstrate impact. | <ul style="list-style-type: none"> • Countries set or refine their nutrition targets and SMART commitments • Countries finalise multi-sectoral, multi-stakeholder quality plans for nutrition • Countries develop the evidence on the effectiveness of nutrition sensitive approaches in agriculture and food systems, social protection, education, WASH and public health • Countries accelerate efforts to track their spending for nutrition • Partners in the SUN Movement accelerate efforts to track their spending and facilitate country access to financing mechanisms • Partners in the SUN Movement accelerate efforts to track their spending and facilitate country • Countries monitor their implementation progress, demonstrate results and assess their impact on nutrition ensuring that good quality data is used for decision making, accountability and advocacy access to financing mechanisms • Civil Society Alliances are engaged to ensure that disaggregated information is made accessible to and used by communities and citizens • A review mechanism is established to support countries to review evidence on the implementation of high impact actions. |

Strengthening the capacity for multi-sectoral and multi-stakeholder collaboration at all levels

Improving the capacity of individuals and institutions to collaborate effectively, at national and sub-national levels, is critical for nutrition impact. This capacity is complemented by forging coalitions and alliances across sectors, who can contribute to nutrition, and make it central to national development. A trusting and principled environment for collaboration is needed, in a context where many partners may have different interests.

| AMBITIONS: By 2020, all SUN Countries will: | 2016-17 PRIORITIES: |
|--|--|
| <ul style="list-style-type: none"> • Have multi-stakeholder partnerships for coordination at national levels • Have all key stakeholders, including communities, making measurable contributions to scaling up nutrition • Have aligned policy, legislation and regulations, in support of nutrition • Ensure countries adopt an approach to prevent and manage conflicts of interest as they emerge • Ensure consistent and sufficient investment in capacity strengthening by governments and partners. | <ul style="list-style-type: none"> • SUN Countries implement plans for strengthening capacity to partner, that include systems for monitoring their impact • Stakeholders, institutions, partnerships and platforms engaged in nutrition in each SUN Country exhibit significant capacity and performance improvements • Approaches for assessing and tracking contributions to scaling up nutrition action by all stakeholders are implemented • Key stakeholders in each country are actively engaged in coordination efforts and make measureable contributions to scaling up nutrition • Nutrition policy and programming reflect the highest impact nutrition sensitive linkages • Alliances and initiatives in nutrition-sensitive domains are engaged and contributing to scaling up nutrition • Regional economic communities are supporting nutrition efforts • The SUN Principles of Engagement guide the actions of all SUN Movement stakeholders • The impact of multi-stakeholder collaboration is monitored and understood at all levels • In all SUN countries, the enabling environment for scaling up nutrition is strengthened by policies, legislation and regulation • All SUN Countries have conflict of interest policies in place. |

Mobilising, advocating and communicating for impact

A key strength of the SUN Movement's efforts to date has been its ability to inspire 57 country-level movements that are making nutrition a political priority through social mobilisation, advocacy and communication efforts. 2017 will be a crucial year for sustaining political commitment through strategic advocacy.

| AMBITIONS: By 2020, all SUN Countries will: | 2016-17 PRIORITIES: |
|--|--|
| <ul style="list-style-type: none"> • Have increased the salience of nutrition as a top policy, financing and institutional priority at national, regional and global levels • Have increased implementation of social mobilisation, advocacy and behaviour change communication actions aligned with national priorities • More effectively communicate the economic, development and human impacts of malnutrition and the ways to improve it. | <ul style="list-style-type: none"> • SUN Movement Coordinator and Lead Group undertake strategic global, regional and country level advocacy with a focus on equity • An increasing number of global, regional, national and sub-national nutrition champions leveraged • An increasing number of global, regional and country level groupings of parliamentarians, journalists and other "influentials" are leveraged • Digital communication builds nutrition awareness and expands community, particularly amongst youth • All SUN Countries and all SUN Networks increase engagement in key campaigning, advocacy and accountability moments and opportunities • Multi-sectoral advocacy strategies are drafted and endorsed in SUN Countries. Linked to this, social and behaviour change communication strategies are developed • Investment cases, supported by data and evidence, drive nutrition advocacy • SUN Movement and SUN Network platforms harnesses country and network evidence, experiences, stories and progress for SUN Movement and external audiences • Generate evidence from advocacy and communication initiatives and develop evidence and experience driven tools which guide advocacy in support of scaled-up implementation. |

Equity, equality and non-discrimination for all - with women and girls at the centre

Throughout 2017, The SUN Movement's members will ratchet up their efforts to tackle the inequity drivers of malnutrition common to all countries and ensuring equality and non-discrimination for all. This can be related to gender roles or social, ethnic, religious, economic, geographic circumstances, and those likely to be exacerbated by protracted crises and climate change, among many others. Recognising that there will be no sustainable improvements in nutrition unless women and girls are empowered as agents of change, they will be at the heart of all efforts.

| AMBITIONS: By 2020, all SUN Countries will: | 2016-17 PRIORITIES: |
|---|---|
| <ul style="list-style-type: none"> • Have equitable improvement in the nutrition status of all people, ensuring that no one is left behind • Adopt policies that reduce nutritional inequities, especially among women and girls and eliminate discriminatory laws and practices • Strive to involve representatives from all communities in their decision-making processes | <ul style="list-style-type: none"> • A group of technical experts established to guide decision-makers on how best to design and implement plans and programmes that address equity, equality and non-discrimination • Stock take efforts to date and provide assistance for equity related technical support requests • Countries supported to include mechanisms that address the dimensions of equity, equality and non-discrimination in their nutrition plans, policies and strategies • Continuous strengthening of in-country capabilities to implement and monitor interventions to ensure that they target the most marginalised groups • Global, regional, country and community level champions advocating against inequities that disempower and discriminate vulnerable groups, including women and girls • Support countries to collect and access reliable disaggregated data that allows them to identify who is being left behind. |

The SUN Movement's unique added value

As the SUN Movement seeks to build capabilities in countries, the Movement's support system (made up of the SUN Movement Lead Group, Executive Committee, Secretariat and Networks together with service providers), are helping to provide a range of services, leveraging the unique experiences of its members. These services are what make the SUN Movement a unique platform for sharing experience, mobilising assistance, tailoring support, identifying efficiencies and maximising the contributions of change agents across the Movement. Outlined below are the priority actions for 2016-17.

| Sharing, learning and innovation | Effective and timely technical support | Tailored support to countries with specific contextual challenges, especially fragile contexts |
|---|---|--|
| <ul style="list-style-type: none"> • Mapping of Movement-wide knowledge mechanisms and development of a knowledge sharing and learning framework • Facilitation training • Guidance and tools accessible to all • Country proficiency strengthened in capturing knowledge, experience and stories of change • Quarterly SUN Country Network meetings, regional workshops, Learning Routes, SUN In Practice experience documentation and dissemination, website communication and online discussion forums • Strategic follow-up and assessment of in-country use. | <ul style="list-style-type: none"> • Movement wide needs and support provision is tracked, with gaps identified and tracking systems harmonised • Actors supporting country priorities abide by criteria for harmonised technical assistance delivery • Good practices in technical assistance are showcased across the Movement • Country access to regional and global technical assistance is increased, with skills mapping at all levels undertaken • A full roster of technical assistance and service providers is established. | <ul style="list-style-type: none"> • Virtual and face-to-face exchanges among SUN Countries facing specific crises facilitated to share expertise and good practices with experiences documented • Humanitarian – development connection facilitated at country-level around existing multi-stakeholder platforms for enhanced coordination and alignment • Increased technical, human and financial resources for fragile contexts. <p>Specific regional efforts promoted:</p> <ul style="list-style-type: none"> • Latin America: a workplan and knowledge products developed for the region • Relations with regional communities strengthened through consultations |

Looking to 2017

The SUN Movement has demonstrated that immense energy is driving this collective push for nutrition results, reinforced by a growing recognition that we are all in this together. SUN Countries are leading by example and sharing what works in their missions to accelerate progress.

Global and national-level leaders are recognising the critical importance of investing in nutrition to ensure health and wealth and as a means of building resilience in times of turbulence and climate change. But continued momentum cannot be taken for granted. It will need careful nurturing both through consistent advocacy but most importantly by proving that the SUN Movement's approach is achieving results. Demonstrating these results will be integral for the countries in the SUN Movement.

Ending malnutrition is a long-term project, however, documenting, innovating, sharing and learning what's working and what isn't, underpins the SUN Movement. Learning and improving will be central to success. Those engaged in the SUN Movement understand the importance of supporting tasks critical for sustainability, such as building multi-stakeholder platforms, establishing common strategies and organising both programmes and future investments around agreed frameworks for results. It will be vital to further demonstrate the changes these processes are contributing to.

The Strategy and Roadmap (2016-2020) is central to achieving results but its adoption is just the beginning of a demanding journey ahead. Building upon current successes with greater ambition for results and impact in all countries committed to scaling up nutrition, will be vital. This ambition is the unique quality that has made the SUN Movement a success to date. The ambition will ensure it remains country-led inclusive multi-stakeholder and multi-sectoral. Efforts will be doubled to enshrine the SUN Movement Principles of Engagement that anchors the SUN Movement's members to the strategy and ensure that equity, equality and non-discrimination are at the core of all efforts.

6

SUN Country Profiles

This chapter provides an overview of progress toward achieving the SUN Movement's strategic objectives in 57 SUN Countries in 2015-16. In 2016, 45 countries undertook the Joint-Assessment Exercise. They did this with the participation of the different constituencies reflected within their national SUN Movement platforms. These include participants from sectoral ministries and parts of government, as well as representatives of donor agencies, civil society organisations, UN agencies and businesses.

As part of this Joint-Assessment Exercise, stakeholders in countries were asked to score themselves individually and collectively against four processes which form the structure of the country profiles that follow in the coming pages. The SUN Movement Joint-Assessment Exercise is voluntary and provides an opportunity for stakeholders to reflect on progress in the past year and ensure efforts to defeat malnutrition are well-aligned and effective. It is anticipated that the Joint-Assessment process will help stakeholders to own and benefit from the monitoring of progress and to be mutually accountable for their collective actions.



Guide to the Country Profiles

The Country Profiles in this report aim to provide a snapshot of progress in SUN Countries and consist of five main elements depending on the information available for each country.



1. **The Nutrition Situation:** An overview of the country's current nutrition status in relation to the 2025 World Health Assembly targets for maternal, infant, and young child nutrition and the relevant targets for preventing and controlling non-communicable diseases.
2. **Institutional Transformations:** A bar graph depiction of the percentage score agreed by in-country stakeholders on how they are progressing toward the SUN processes from each year that they have completed a Joint-Assessment exercise. The bar charts are accompanied by text describing progress in relation to each process.
3. **Financial Allocations Across Government Sectors:** Where a SUN Country has participated in the SUN Budget Analysis exercise, a graph appears under process four which depicts the current state of financial allocations across key sectors.
4. **Priorities for 2016-17:** A snapshot of the country priorities for the coming year as agreed by stakeholders during the countries Joint-Assessment exercise.

For countries that did not complete a Joint-Assessment exercise, their profile depicts the nutrition situation and the scores from previous years where they have submitted the results of previous exercises. However, there is no narrative under each process or priorities for 2016-17 as content was not submitted to the SUN Movement Secretariat.

For detailed information on the SUN Movement Monitoring Framework and analysis of the 2016 Joint-Assessment Exercise, please refer to Annex 2. All SUN Country Joint-Assessment Exercises can be found in full at www.scalingupnutrition.org.

Snapshot of progress in SUN Countries





- Process 1** ■ Bringing people together into a shared space for action
- Process 2** ■ Ensuring a coherent policy and legal framework
- Process 3** ■ Aligning actions around a Common Results Framework
- Process 4** ■ Financial tracking and resource mobilisation

2016 total weighted %



Joined: September 2010
Population: 156.88 million

Bangladesh



Institutional Transformations in 2015 - 16

Bringing people together into a shared space for action



The terms of reference for the Executive Council and the Technical Standing Sub-Committees of the Bangladesh National Nutrition Council (BNNC) have been formulated with detailed roles and responsibilities in 2015. Other relevant line ministries have been brought on board the

Multi-Stakeholder Platform to create synergies and ensure the nutrition-sensitive programming work of ministries is captured. Discussions have commenced with the Ministry of Industries along with relevant development partners to launch the National Food Fortification Alliance.

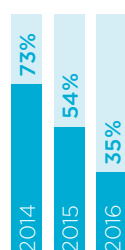
Ensuring a coherent policy and legal framework



The National Nutrition Policy was endorsed in 2015 and in 2016 the Comprehensive Social Behaviour and Change Communication Strategy was put into place. The 2015-24 National Strategy on Prevention and Control of Micronutrient Deficiency is the region's first. The 7th Five Year Plan

includes nutrition and food safety and has been incorporated in to ministerial plans. The Ministry of Primary and Mass Education has started developing a National School Feeding Policy, and the National Social Security Strategy now includes stunting as a key indicator.

Aligning actions around a common results framework



The National Plan of Action on Nutrition is being developed to be in line with the National Nutrition Policy. A Development Results Framework, which looks at the Sustainable Development Goal indicators has been created and incorporated into the 7th Five Year Plan. The Results Framework is costed and monitored by the Executive Committee of the

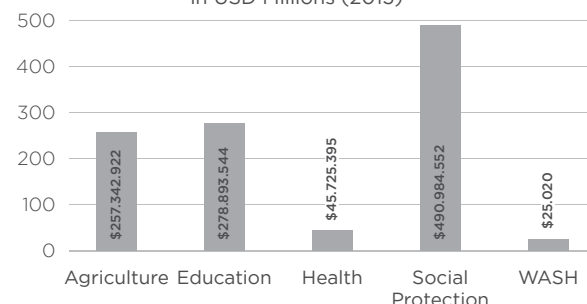
National Economic Council and the Ministries of Planning and Finance. The Government – along with relevant stakeholders – is currently drafting a multi-sectoral Common Results Framework to enhance the implementation of the National Plan of Action on Nutrition.

Financing tracking and resource mobilisation



As part of the Government's monitoring process of the Country Investment Plan (CIP), the availability, accessibility and utilisation of financial resources for nutrition-specific and sensitive interventions are being analysed. Building on the experiences of the previous Sector-Wide Approaches (SWAs), the health, population and nutrition sector Development Programme has adopted a revised performance-based financing modality. Analysis of nutrition-relevant budget allocations is carried out by the thematic teams from the participating ministries for the programmes.

Nutrition-Relevant Allocations Across Government Sectors in USD Millions (2015)




2016-17 PRIORITIES

- The formulation and implementation of the National Plan of Action on Nutrition
- Implement the Comprehensive Social Behaviour and Change Communication Strategy and launch a social mobilisation and advocacy campaign
- Strengthening the skills of and coordination between key actors and the Multi-Stakeholder Platform by revitalising and activating the Bangladesh National Nutrition Council.



Joined: December 2011
Population: 10.32 million

Benin



Institutional Transformations in 2015 - 16

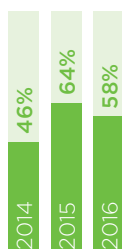
Bringing people together into a shared space for action



Benin's Multi-Sectoral Platform - the National Council of Food and Nutrition (CAN) - has progressively consolidated and is now decentralised in 10 communes, pending its extension to the remaining 67 communes. The Civil Society Network has recently been created, while creation

of a Parliamentary Network is in progress. Collaboration with academia has increased and an agreement has been signed with the universities of Benin for the integration of a nutrition module into training curricula.

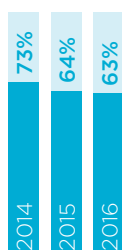
Ensuring a coherent policy and legal framework



The National Nutrition Policy is in the process of being updated. Food and nutrition are now part of the development plans of communes; certain communes have even been provided with five-year strategic plans and budget lines specifically for nutrition. Nutrition is more and more seen as

an indispensable element of agricultural policy, with the creation of the Law on Agriculture and Food and Nutrition Security, a strategic food and nutrition document for the agricultural sector, and through the integration of a nutrition component into agricultural programmes.

Aligning actions around a common results framework



The 2016-2025 common results framework for the fight against chronic malnutrition is being progressively implemented in communes, particularly as part of the Multi-Sectoral Food and Nutrition programme. In parallel, Government programmes are more and more aligned with

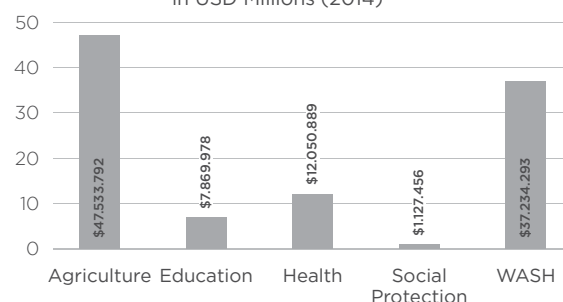
the common results framework. Furthermore, a monitoring and evaluation system is being created. The National Association of Communes of Benin (ANCB) has succeeded in having nutrition integrated into its communal development support funds, thanks to advocacy efforts.

Financing tracking and resource mobilisation



Budgeting has not yet been carried out for the common results framework. However, budget allocation monitoring of public expenditure on nutrition was carried out for 2015, with the support of the SUN Movement Secretariat. The National Council on Food and Nutrition (CAN) is responsible for the traceability of funds for nutrition within the State budget and the budget of other key stakeholders. The availability of funding for nutrition programmes is slowly increasing, although there is still a lack of flexibility in the allocation of financing in other communes or for other activities.

Nutrition-Relevant Allocations Across Government Sectors in USD Millions (2014)



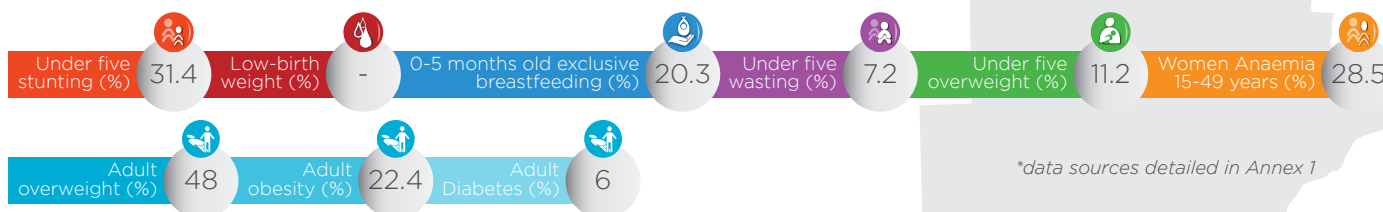
2016-17 PRIORITIES

- Ensure coordination to ensure the optimal coverage of interventions at the municipal level throughout the country
- Facilitate communal consultation frameworks in 40 communes of Benin
- Strengthen the monitoring of interventions at the level of Platforms
- Strengthen advocacy, at all levels, for the mobilisation of domestic and non-domestic resources for nutrition, as well as to ensure the visibility of resources allocated to nutrition.



Joined: April 2015
Population: 2.14 million

Botswana



Institutional Transformations in 2015 - 16

Bringing people together into a shared space for action

In 2015 two interim Ministry of Agriculture focal points were nominated to lead on all SUN Movement-related processes. During the reporting period, the focal points have focused, in particular, on identifying capacity gaps of technocrats and programming experts from the Ministries of

Health, Local Government and Social Protection. Currently, they are exploring options of building a Multi-Stakeholder and Multi-Sectoral Platform for nutrition, which was raised as a theme at the first ever National Nutrition Conference held in Gaborone in November 2015.

Ensuring a coherent policy and legal framework

The National Nutrition Strategy drafted by the Ministry of Health needs to be reviewed to ensure that it cuts across sectors. The draft Infant and Young Child Feeding Strategy is yet to come into force. In Botswana, food fortification is not mandatory but salt iodisation is, and the Food

Control Act builds a strong food safety system. Local industries and trade partners, however, do not comply with the International Code of Marketing of Breast-milk Substitutes. Advocacy efforts are ongoing to integrate nutrition into the National Development Plan for 2016-20.

Aligning actions around a common results framework

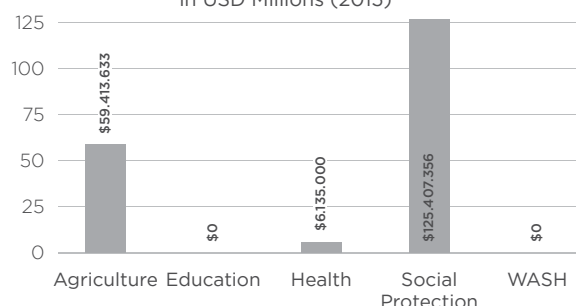
No common results framework exists in Botswana as yet, but representatives from each sector have been tasked with offering their top management with any assistance needed to mainstream nutrition into their programmes. To facilitate this work, specific nutrition networks within sectors are

being established to assess the levels of nutrition sensitivity of various programmes. Botswana, however, recognises that the understanding of nutrition linkages within sectors needs to be strengthened, which will also generate more buy-in from sectors.

Financing tracking and resource mobilisation

There is no system in place to track nutrition allocations or expenditures for nutrition across sectors. The One Health Tool which was used in 2014 to cost the entire Essential Health Service Package revealed that nutrition appeared in 4 main programmes covering malnutrition treatment, dietetics labs and food control. To deepen the analysis, Botswana undertook the 3-step approach with key ministries it currently works towards further engaging.

Nutrition-Relevant Allocations Across Government Sectors in USD Millions (2015)



2016-17 PRIORITIES

- Further engage the Ministries of Education and Water, in particular, to be followed by the Ministries of Trade and Environment
- Better involve technical and financial partners in nutrition, including FAO, WHO and the EU
- Propose a host Ministry for the national nutrition coordination structure and the multi-sectoral nutrition team
- Identify focal points and a nutrition champion.



Joined: June 2011
Population: 15.73 million

Burkina Faso



Institutional Transformations in 2015 - 16

Bringing people together into a shared space for action



The Multi-Stakeholder and Multi-Sectoral Nutrition Platform the National Council for Dialogue on Nutrition (CNDN), hosted by the Ministry of Health, has now been decentralised to the regional level. Platform stakeholders meet biannually. The United Nations Network is in place and the Civil Society Nutrition Network (RESONUT) is very active,

in particular on advocacy and in raising awareness of the public and of political decision-makers. The private sector and parliamentary networks have recently been formed, while the academia network is in the process of being created.

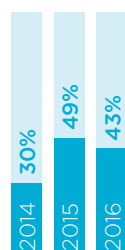
Ensuring a coherent policy and legal framework



Now that the National Food Security Policy has been revised, the CNDN is awaiting its official adoption. The Multi-Sectoral Nutrition Action Plan has not yet been developed, which continues to affect the ability to work in a multi-sectoral fashion. However, nutrition is

progressively and increasingly being integrated into sectoral policies and strategies. Moreover, a nutrition society has been created. Finally, the Decree for the Marketing of Breast-milk Substitutes is in the process of being revised.

Aligning actions around a common results framework



The common results framework was completed in July 2015, while a costed strategic nutrition plan should be finalised by 2017. The actions of the common results framework are beginning to be implemented with the support of various

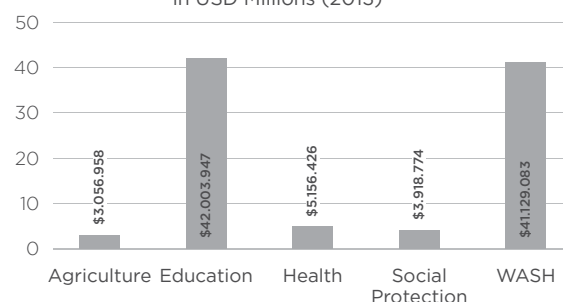
stakeholders. However, annual workplans with measurable targets still need to be developed and an activity monitoring and evaluation plan to guide implementation.

Financing tracking and resource mobilisation



A mapping of nutrition decision-makers and stakeholders and a study on investments for nutrition is in the process of being undertaken. Burkina Faso has costed their investments for nutrition, with the support of the SUN Secretariat. The traceability of nutrition the financing still needs to be improved in order to make transparent financial information accessible to the public. The financing of nutrition-related activities is still suffering delays due to nutritional emergencies affecting planning and disbursements.

Nutrition-Relevant Allocations Across Government Sectors in USD Millions (2013)




2016-17 PRIORITIES

- Adopt the revised National Nutrition Policy and the Multi-Sectoral Strategic Plan for Nutrition
- Start the implementation of the 2016-2020 Multi-Sectoral Strategic Plan for Nutrition
- Continue the implementation of the Plan to scale up the promotion of optimal infant and young child feeding practices
- Finalise the creation of the Donor Network and the Academic and Research Network
- Advocate for the adoption of the revised Decree for the Marketing of Breast-milk Substitutes.



Joined: February 2013
Population: 9.82 million

Burundi



Institutional Transformations in 2015 - 16

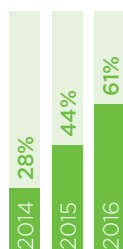
Bringing people together into a shared space for action



The Multi-Sectoral Food and Nutrition Security Platform (PMSAN), institutionalised by Decree in 2014, brings together various players in a high-level steering committee and ten technical working groups. This system is coordinated by the deputy Chief of Staff to the second Vice President,

with the support of a secretariat and the existing network coordinators (REACH, EU, Red Cross). Since 2015, the political context has been a hamper to the work of the PMSAN; the need to reinforce the decentralised community approach has now been recognised.

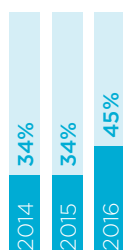
Ensuring a coherent policy and legal framework



A number of strategic documents testify to a coherent political and legal framework, including the 2014-2017 strategic Multi-Sectoral Food Security and Nutrition Plan (PSMSAN); a national food fortification strategy; and the 2016-2025 National health policy. However, the legislation on maternity leave needs to be reviewed in order

to be able to meet national directives concerning the feeding of infants and young children. Furthermore, the dissemination of validated policy documents needs to be improved, while at the same time consolidating the renewed commitments of parliamentarians. Finally, nutritional surveys are not conducted regularly.

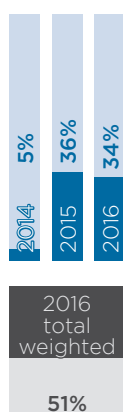
Aligning actions around a common results framework



PSMSAN is a reference document for the implementation of activities contributing to nutrition, in respect of which, certain pilot activities have been implemented. In 2015, during the course of establishing its costs, the Government, civil society and the United Nations agreed on the need to reach a

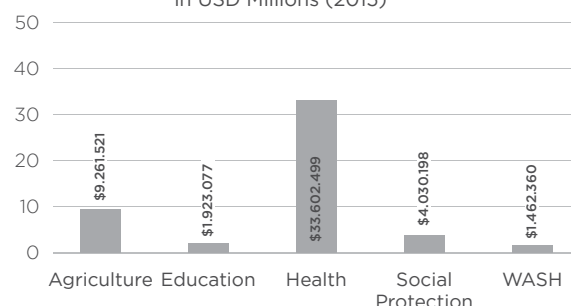
consensus on a single list of priority actions corresponding to national priorities. This will serve as the basis for an action plan with more realistic associated costs, combined with a monitoring and evaluation system favouring the harmonisation of players' actions.

Financing tracking and resource mobilisation



Resource mobilisation is rendered difficult by the absence of an estimate of the costs of PSMSAN, although the country's political context has led to a reduction in budget allocations for nutrition and disbursements of funds from external partners. In order to mitigate these difficulties, Burundi is in the process of analysing the budget allocations for 2015 and 2016 and envisages implementing a budgetary monitoring plan, as well as a common Government fund to encourage sectors to align with national policies and programmes.

Nutrition-Relevant Allocations Across Government Sectors in USD Millions (2015)



2016-17 PRIORITIES

- To redynamise the technical working groups of the Multi-Sectoral Platform
- To finish costing the Multi-Sectoral Strategic Plan for Food Security and Nutrition (2014-2017)
- To map the actions and actors influencing nutrition
- To initiate an integrated communication strategy for food security and nutrition.



Joined: June 2014
Population: 15.41 million

Cambodia



Institutional Transformations in 2015 - 16

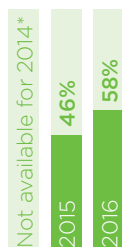
Bringing people together into a shared space for action



The Cambodian Working Group for Food Security and Nutrition meets, since 2014, every two months. Within the last year, a new Sub-Working Group that also integrates water, sanitation and hygiene has been created. Networks with the relevant stakeholders have also been established,

bar a Business Network, with a remarkable 31 organisations joining the Civil Society Alliance (CSA). Recently, a Technical Working Group on Social Protection, Food Security and Nutrition was established in Cambodia.

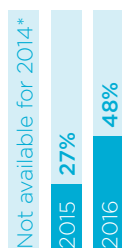
Ensuring a coherent policy and legal framework



In 2015-16, rapid situation analyses, supported by the SUN Civil Society Alliance and UN Network, have been conducted to assess gaps and needs in the areas of breast milk substitute promotion, salt iodisation and the management of acute malnutrition. A water, sanitation and hygiene (WASH)

Action Plan - with guidelines - was developed by the Ministry of Rural Development whilst the Ministry for Agriculture, Forestry and Fisheries created a Plan on WASH and agriculture, in addition to several other key Plans and Guidelines.

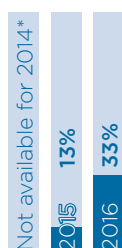
Aligning actions around a common results framework



Most SUN stakeholders have been successful in aligning their work with the National Nutrition Policies and Strategies - in particular the National Strategy for Food Security and nutrition 2014-2018, with 90 per cent of the Joint Monitoring

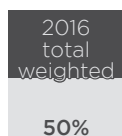
Indicators (JMIs) developed - based on mutual accountability for development results - were implemented in 2014-2015. Furthermore, The UN Network reports annually on UNDAF priorities.

Financing tracking and resource mobilisation



In 2015, the Government started implementing its nutrition programme, previously budgeted and costed. To date, there is no nutrition-specific budget line, as most interventions are classified as health programmes. However, 16 out of 20 NGOs and members of the UN Network report to have

spent \$2.8 million in 2015 on nutrition interventions. A recent analysis shows that the Ministry of Health has allocated ca. \$800,000 to nutrition, the Ministry of Rural Development \$2.5 million, the Ministry of Agriculture, Fisheries and Forestry \$16 million.



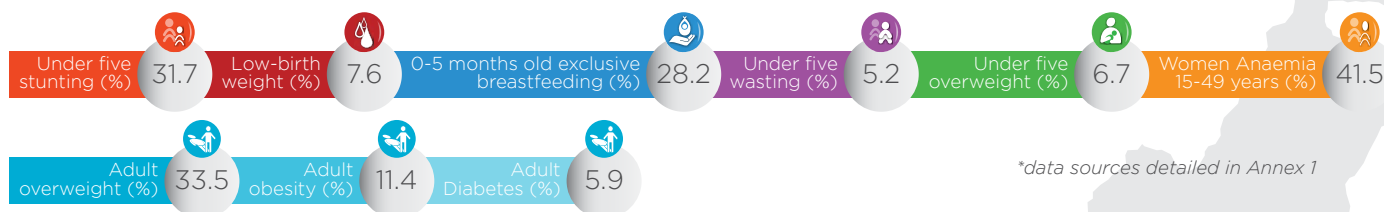
2016-17 PRIORITIES

- Review the National Strategy for Food Security and Nutrition to identify relevant stakeholders and examine emerging issues such as the double-burden of undernutrition and obesity
- Further develop advocacy and research, also to engage with other key stakeholders such as the Ministry of Economy and Finance
- Promote the not yet implemented JMIs on fortification and increased public financing.



Joined: February 2013
Population: 21.92 million

Cameroon



*data sources detailed in Annex 1

Institutional Transformations in 2015 - 16

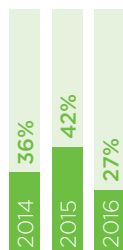
Bringing people together into a shared space for action



The meetings of the Inter-Ministerial Committee for the fight against malnutrition have allowed for an operational plan for the fight against malnutrition to be validated and funds to be released for the creation of a nutritional guide for the public. The four regional Platforms are

still active and implement local operational plans. SUN Network focal points have been nominated, while a high-level SUN strategic focal point remains to be appointed. A Network of Journalists has been established for advocacy purposes.

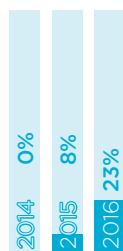
Ensuring a coherent policy and legal framework



The Multi-Sectoral Food and Nutrition Policy has been revised, in accordance with the results of a cost-efficiency analysis of interventions, to accelerate the reduction in malnutrition. The new Policy is anchored in nutrition coordination mechanisms established under the Prime Minister's

Office. The Parliamentarians' Network implements nutrition advocacy and communication to ensure the national media's nutrition awareness is raised. A partnership has been created between the Parliament and the media.


Aligning actions around a common results framework



In May 2016, development began of the common results framework, based on the new Multi-Sectoral Food and Nutrition Policy, with technical and logistical support from the local United Nations Children's Fund (UNICEF) office. The Civil

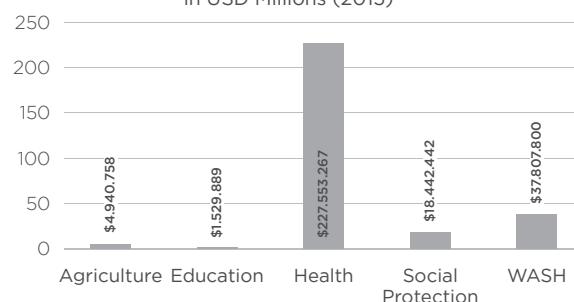
Society Network also participates in this process. Information systems will be integrated into the common results framework in order to monitor the implementation of priority actions for improved nutrition.

Financing tracking and resource mobilisation



Budgeting for the common results framework will be performed once it has been completed and validated. Furthermore, an activity monitoring and evaluation framework will be developed. A study of budget allocations for public spending on nutrition in 2015 has been conducted, with the support of the SUN Movement Secretariat.

Nutrition-Relevant Allocations Across Government Sectors in USD Millions (2015)



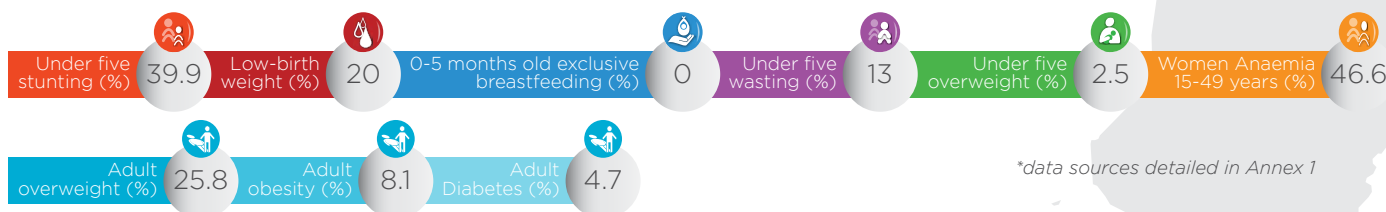
2016-17 PRIORITIES

- Developing a monitoring and evaluation (M&E) framework
- Supporting better management of data (e.g. the National Information Platforms for Nutrition - NIPN)
- Ensuring adequate cost estimates for actions (at the national and/or sub-national level) and ensuring financial tracking (at the national and/or sub-national level)
- Building national investment cases, supported by data and evidence, to drive nutrition advocacy
- Strengthening of skills of key actors, such as Multi-Stakeholder Platform members.



Joined: May 2013
Population: 11.18 million

Chad



Institutional Transformations in 2015 - 16

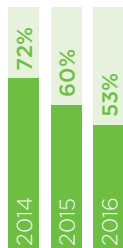
Bringing people together into a shared space for action



The National Nutrition and Food Council (CNNA), an Inter-Ministerial Platform founded in 2014 by order of the Prime Minister, is not yet operational. On the other hand, its permanent Technical Committee (CTPNA), a multi-stakeholder committee, is convened regularly by the director of nutrition of the Ministry of Health, the SUN focal

point. Seven networks have been established: for journalists, ambassadors of nutrition and academics. The operational state of these networks varies. In 2016, Chad will install multi-sectoral nutrition committees in five regions and inaugurate the CNNA.

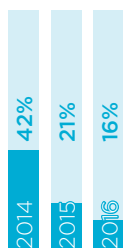
Ensuring a coherent policy and legal framework



The National Nutrition and Food Policy (PNNA) includes a communication strategy and an integrated implementation plan (PAINA), which will be finalised by September 2016. The national policies on food security, health, education and rural development now integrate nutrition. On the other

hand, parliamentarians are currently working on adoption of the Code of Marketing of Breast-milk Substitutes and on strengthening the legislation on iodised salt. However, it remains difficult to apply and operationalise pro-nutrition legislation.

Aligning actions around a common results framework



An operational plan will be created for PAINA, in order to serve as a common results framework: it will be fed into the action plans of the various Networks. To this end, efforts of all stakeholders are centred on the creation of a comprehensive

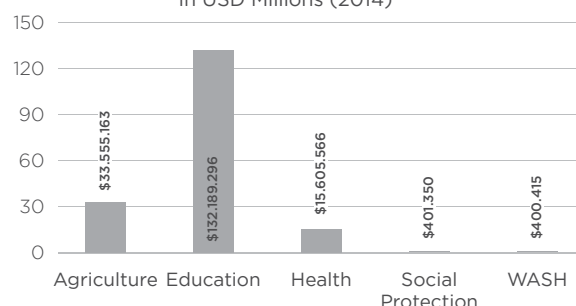
map of actions, with emphasis on those of the United Nations and members of the nutrition cluster. In addition, an evaluation of training capacities and needs in nutrition is also envisaged for 2017.

Financing tracking and resource mobilisation



The costs of PAINA will be estimated once the plan has been finalised. In addition to the 2015-2016 budget allocation monitoring process, the Ministry of Health is collaborating with external partners to define a costed plan for their contribution. The partners respect their commitments and the 11th European Development Fund will be aligned with the PNNA. However, the disbursement of funds is sometimes problematic, which is also the case for the State, parliamentarians, however, are working towards address the issue.

Nutrition-Relevant Allocations Across Government Sectors in USD Millions (2014)



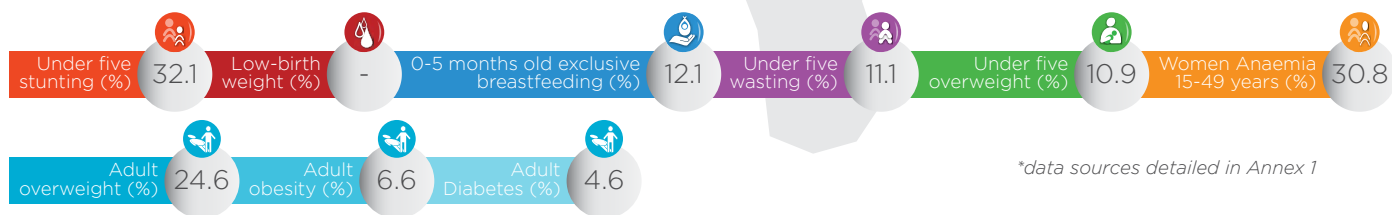
2016-17 PRIORITIES

- To complete and adopt the integrated implementation plan
- To supervise the creation of the common results framework combined with a monitoring and evaluation plan
- To operationalise the National Nutrition and Food Council and establish regional nutrition and food committees in the five pilot regions.



Joined: December 2013
Population: 0.58 million

Comoros



Institutional Transformations in 2015 - 16

Bringing people together into a shared space for action

Not available for 2014*
Not available for 2015*
Not available for 2016*

Ensuring a coherent policy and legal framework

Not available for 2014*
Not available for 2015*
Not available for 2016*

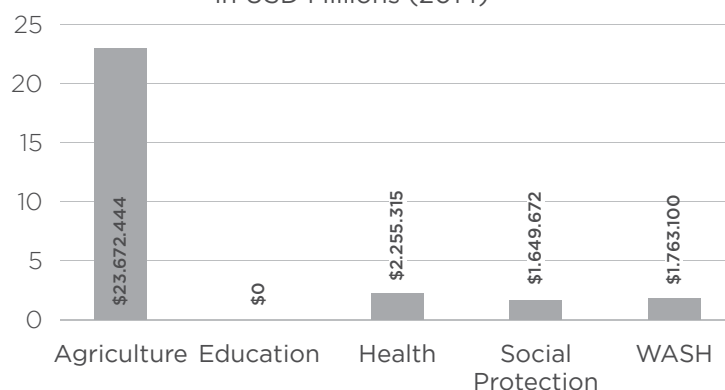
Aligning actions around a common results framework

Not available for 2014*
Not available for 2015*
Not available for 2016*

Financing tracking and resource mobilisation

Not available for 2014*
Not available for 2015*
Not available for 2016*


Nutrition-Relevant Allocations Across Government Sectors in USD Millions (2014)





Joined: October 2013
Population: 4.28 million

Congo



Institutional Transformations in 2015 - 16

Bringing people together into a shared space for action

The Decree establishing a National Council for the Fight against Malnutrition (CNLM), submitted to the President will be reviewed, in light of the new Constitution. In the meantime, the focal point, the Minister General Secretary of the Presidency, is convening United Nations teams, governmental

sectors and academics on an ad hoc basis and engaging parliamentarians, in accordance with the 2014-2015 roadmap (being redefined for 2016). There is a need to increase the participation of the private sector and civil society, which will commence once the CNLM has been implemented.

Ensuring a coherent policy and legal framework

Pro-nutrition legislation covers micronutrient deficiencies, nutrition communication, school feeding programmes and community health policies, which integrate nutrition-related activities. New laws are in place to improve health security in connection with exportation but it is sometimes problematic

to pass implementing legislation. Revisions have been planned of the National Nutrition Policy, the Constitutional Acts of the Food Security Council, the Fortification Commission and the Strategy for Infant and Young Child Feeding.

Aligning actions around a common results framework

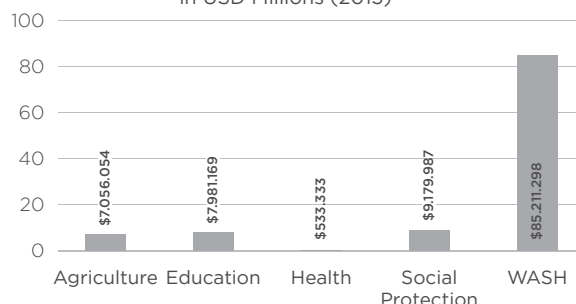
The strategic framework for the fight against malnutrition - for 2025 - is combined with a 2016-2018 operational plan, financially costed and with a monitoring and evaluation framework. These documents are based on the latest situational analysis of implementation of actions and

the latest nutritional surveys. Their drafting was inclusive, but renewed commitment will be necessary in order to carry out actions associated with gender equality, water, sanitation and equity. An information system must be established to collect and analyse data.

Financing tracking and resource mobilisation

The Congo is one of the founding countries of the worldwide UNITLIFE initiative and is committed to contributing financially to guarantee its launch. Certain activities in the operational plan already have financing and advocacy is under way to include certain nutritional activities in the finance law that is under negotiation, while sectoral finances have been re-evaluated. The main challenge remains disbursement; monitoring and evaluation actions have been undertaken in respect of disbursements on budget lines related to nutrition.

Nutrition-Relevant Allocations Across Government Sectors in USD Millions (2015)



2016-17 PRIORITIES

- To establish a National Council for the Fight Against Malnutrition
- To implement the activities of the Action Plan
- To establish a coordinated monitoring and evaluation system with updates on the nutritional situation.



Joined: March 2014
Population: 4.83 million

Costa Rica

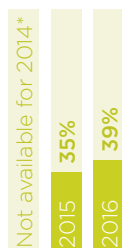


Institutional Transformations in 2015 - 16

Bringing people together into a shared space for action

Costa Rica has revived the high-level Ministerial Council of the Secretariat of National Food and Nutrition Policy (SEPAN), which is led by the Ministry of Health and is responsible for inter-institutional and multi-sectoral coordination. By allocating resources to SEPAN, the Government

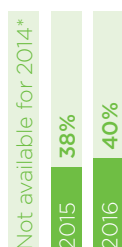
aims to make progress on developing nutrition actions across the different sectors in 2016. The Country's UN agencies are collaborating with the Government to promote the participation of other stakeholders to form a Multi-Stakeholder Platform.



Ensuring a coherent policy and legal framework

The 2011-2021 National Policy on Food Security and Nutrition gives guidance on nutrition. The 2014-2018 Development Plan includes nutrition under the scope of health, nutrition and sports, and incorporates specific targets

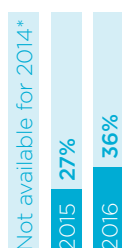
for reducing childhood obesity and anaemia. Although the country has a solid legal framework, the Government is aiming to strengthen its monitoring system in a bid to evaluate its reach.



Aligning actions around a common results framework

The 2014-2018 National Health Policy provides a results framework for nutrition, and inter-institutional committees now have their own workplans. Nutrition indicators have been integrated in to the Food Security and Nutrition Information System

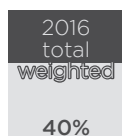
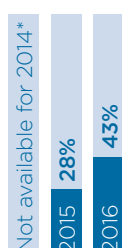
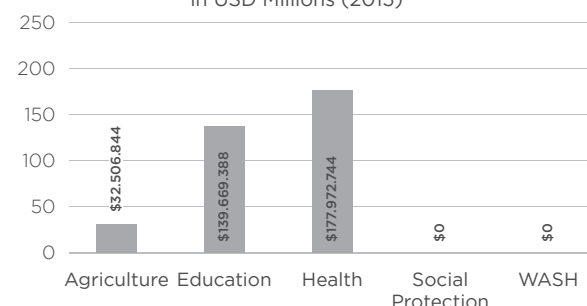
(SINSAN) since 2014. The system is currently being strengthened to provide multi-sectoral analysis and systematic evaluation of the results achieved.



Financing tracking and resource mobilisation

The Government legally establishes the annual budget for the provision of nutrition and dietary services for each implementing agency, and this financial information is publically and centrally available. The challenge for Costa Rica is to increase financial and human resources in order to strengthen actions on malnutrition.

Nutrition-Relevant Allocations Across Government Sectors in USD Millions (2015)




2016-17 PRIORITIES

- Strengthen SEPAN as the coordinating body for multi-sectoral efforts on nutrition
- Establish a Multi-Stakeholder Platform with the active participation of civil society, the United Nations, donors, academia and the private sector
- Promote research and data generation
- Strengthen monitoring and evaluation systems.



Joined: June 2013
Population: 22.67 million

Côte d'Ivoire



Institutional Transformations in 2015 - 16



Bringing people together into a shared space for action

The decision-making and technical committees of the National Nutrition Council (CNN), coordinated by the Prime Minister, are functional today. Their action has enabled various strategic documents to be validated and various conflicts of interest to be resolved. Parliamentarians, the private sector, the academic and research environment and civil society now have focal points participating in the CNN.

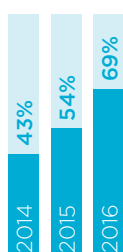
To date, various networks have been created: one for the media in December 2015; one for the academic and research environment in April 2016 and one for civil society in June 2016. Regional committees responsible for multi-sectoral consultation are in the process of being set up under the guidance of the regional prefects.



Ensuring a coherent policy and legal framework

The regulatory and legislative framework has been strengthened with the inclusion of the 2007 Inter-ministerial orders on food enrichment through a Decree of August 2016. There is also the Law on maternity leave and a Decree on salt iodisation. Moreover,

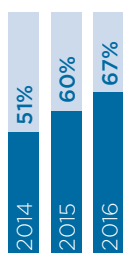
in November 2015, a national communication strategy for social and behavioural change in nutrition was created, under the auspices of the Ministry of Public Health and Hygiene.



Aligning actions around a common results framework

The 2016-2020 National Multi-sectoral Nutrition Plan (PNMN) was created based on the results of the situational analysis and through multi-sectoral consultations (sectors: agriculture, animal and fishery, water, sanitation, education, social protection and gender). In May 2016, it was validated by the Council of Ministers and then integrated into the National Development Plan 2016-2020 and the Public investment Programme

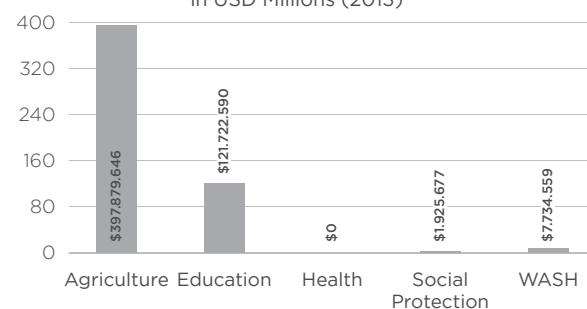
2017-2020. The decentralisation (North and North-East regions) of its implementation is currently in its early days, with 'convergence communities' being set up to enable coordination of the activities of the various relevant sectors. In September 2016, the Ministers of the Decision-Making Committee signed a Declaration in favour of stepping up the fight against malnutrition.



Financing tracking and resource mobilisation

In 2015, the financing and operational capacities needed to implement the PNMN were determined through a national participative process, with the support of the World Bank. The Government has committed to contributing financially to 15 per cent of the overall cost of the PNMN, and budget lines have been allocated. The technical and financial partners (PTF) are engaged in the multi-sectoral approach through a number of projects. The mechanism for monitoring financial allocations will be strengthened shortly in order to improve the tracking of domestic expenditure and that of the PTF, corresponding to the resources mobilised at the round table event for nutrition held in September 2016.

Nutrition-Relevant Allocations Across Government Sectors in USD Millions (2013)



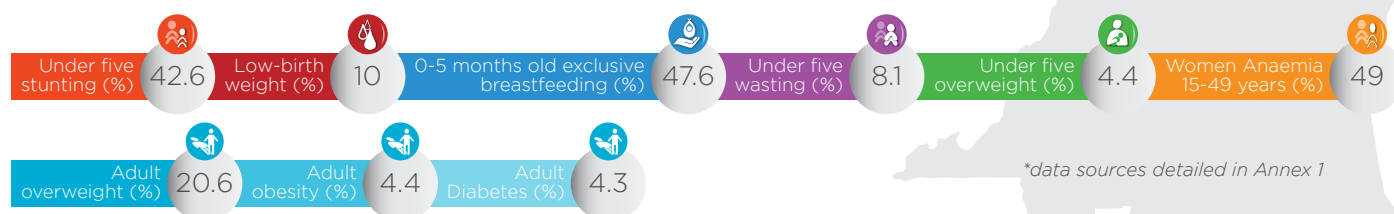
2016-17 PRIORITIES

- Map the expectations of key stakeholders (the private sector, civil society, parliamentarians, the media, academics, nutrition ambassadors) regarding the implementation of the PNMN and build their skills accordingly
- Implement conflict of interest prevention and management mechanisms
- Strengthen the operationalisation mechanisms of legislative and regulatory instruments on nutrition
- Create a multi-sectoral monitoring and evaluation framework
- Implement domestic and external financial monitoring mechanisms, including formalisation of the nutrition accounts.



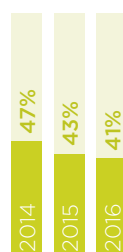
Joined: May 2013
Population: 81.68 million

Democratic Republic of the Congo



Institutional Transformations in 2015 - 16

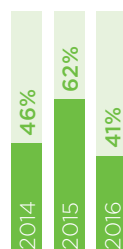
Bringing people together into a shared space for action



In December 2015, a Prime Ministerial Decree established the National Multi-Sectoral Nutrition Committee (CNMN), which includes an Inter-Ministerial platform and a multi-stakeholder technical committee of experts. The CNMN is not yet functional but regular technical meetings are held in the context of the Ministry of Health

national nutrition programme. Furthermore, five networks have been formalised, including one for scientists, and these are drawing up roadmaps to increase their functionality. Finally, two multi-sectoral committees have been installed in the provinces of South Kivu and Kasai.

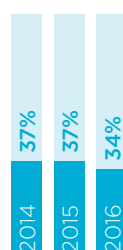
Ensuring a coherent policy and legal framework



Analysis of existing policies and programmes relating to nutrition served as a basis for the revision of the National Nutrition Policy, adopted in 2013 and broken down into a Strategic multi-sectoral nutrition plan (PNSMN), finalised in 2016. To date, nutrition has been integrated into

strategic sectoral documents in the areas of agriculture, public health, poverty reduction and development. The Congo Federation of Enterprises is participating in efforts to improve legislation on food fortification.

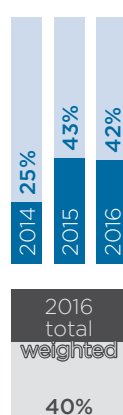
Aligning actions around a common results framework



The PNSMN is broken down into an operational plan with its own monitoring and evaluation team. The latter defines the strategic priorities, objectives, anticipated results, indicators and targets for action. However, the roles and contributions of each stakeholder have not yet been finalised. An action plan has been created at

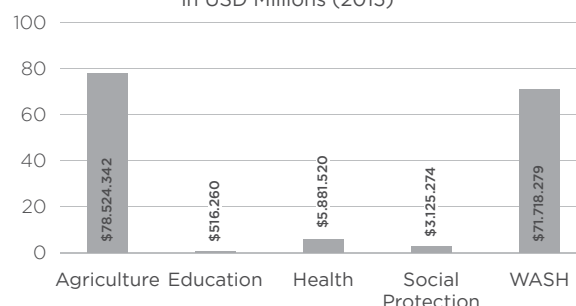
the central level to be implemented in 2016, which the provinces to implement. There are still challenges: for example, implementing these plans - given the absence of sufficient financing - and setting up an information system that is able to operationalise the monitoring and evaluation framework.

Financing tracking and resource mobilisation



The PNSMN's operational plan for the next five years has been costed. There is a budget line for activities associated with the SUN Movement in 2015 and 2016 State budgets, but the disbursements have not taken place. The current investments of the Government and its partners are insufficient, which highlights the need to redouble efforts to mobilise resources.

Nutrition-Relevant Allocations Across Government Sectors in USD Millions (2015)



2016-17 PRIORITIES

- Strengthen advocacy and resources dedicated to nutrition
- Mobilise champions and parliamentarians
- Create a multi-sectoral advocacy and communication strategy and show that nutrition represents an investment
- Organise and manage local implementation of the common results framework
- Emphasise capacity building for individuals and organisations.



Joined: September 2012
Population: 6.46 million

El Salvador



Institutional Transformations in 2015 - 16

Bringing people together into a shared space for action



The National Council for Food Security and Nutrition (CONASAN) is the inter-institutional and multi-sectoral coordinator on nutrition. In 2016, the country has focused its efforts on strengthening cooperation with regional Governments, which are responsible for implementing multi-sectoral

policies and programmes, as well as strengthening the mechanisms for dialogue with civil society to coordinate joint efforts. CONASAN heads the multi-sectoral board that manages resources and the coordination of nutritional and dietary support for the El Niño-affected population.

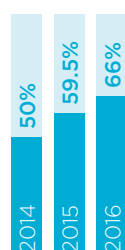
Ensuring a coherent policy and legal framework



El Salvador has started updating its National Policy on Food Security and Nutrition with the involvement of the multi-stakeholder platform. In

2016, the country has monitored the development of legislation on breastfeeding, school canteens and technical aspects of food fortification.

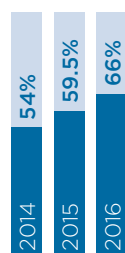
Aligning actions around a common results framework



The 2014-2019 National Strategic Plan for Food Security and Nutrition can be seen as the country's common results framework. Efforts to finance and implement actions by different partners on national objectives are reflected in the national, regional and municipal nutritional and food security plans. In 2016, with the support

of development partners and academia, the country has continued its programme to build the capacity of key stakeholders, has begun developing a pilot project for municipal-level food security information systems, and has carried out the national height and weight census in schools to give the country up-to-date indicators.

Financing tracking and resource mobilisation



El Salvador completed its exercise to estimate public investment in nutritional and food security in 2016, which has shown an increased investment over the last few years. Under the Law on

Transparency and Access to Public Information, the financial data of all Government institutions is published online.




2016-17 PRIORITIES

- Finish updating the National Policy and Inter-Institutional Strategic Plan on Food Security and Nutrition
- Complete the implementation of the Municipal Food and Nutritional Security Information System pilot project
- Increase public and development cooperation investment to improve nutrition and food security.



Joined: September 2010
Population: 87.95 million

Ethiopia



Institutional Transformations in 2015 - 16

Not available for 2014*
Not available for 2015*
Not available for 2016*

Bringing people together into a shared space for action

Not available for 2014*
Not available for 2015*
Not available for 2016*

Ensuring a coherent policy and legal framework

Not available for 2014*
Not available for 2015*
Not available for 2016*

Aligning actions around a common results framework

Not available for 2014*
Not available for 2015*
Not available for 2016*


Financing tracking and resource mobilisation

*This denotes that a country has not completed the joint assessment in the given year.



Joined: July 2011
Population: 1.88 million

The Gambia



Institutional Transformations in 2015 - 16

Bringing people together into a shared space for action



The Gambia has functional Multi-Stakeholder Platforms. The political leadership engages through the National Nutrition Council (NNC), chaired by the Vice President, while the National Nutrition Technical Advisory Committee (NTAC) brings together representatives from ministries, academia, civil society and the UN since 2012.

Various working groups are in place, such as the Integrated Management of Acute Malnutrition (IMAM) and social behaviour change communication (SBCC) for health and nutrition technical working groups. Overall, there is a need to enhance the participation of civil society, academia and the private sector in the coordination platforms.

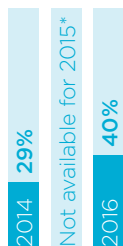
Ensuring a coherent policy and legal framework



Since the Gambia updated its National Nutrition Policy 2010-2020, the country has mainstreamed nutrition into various sectorial policies, including the new Education Policy 2015-2025. The 2005 Food Act has been put into practice, through

the Breastfeeding Promotion Regulation, Food Fortification and Salt Iodisation Regulation. Nutrition is integrated into the UN Development Assistance Framework (UNDAF) and other UN agency country programmes.

Aligning actions around a common results framework



The Multi-Stakeholder Platform has proposed to create a common results framework (CRF) after the ongoing revision of the National Nutrition Policy 2010-2020 and the Nutrition Strategic Plan. This will build on the 2015 nutrition bottleneck analysis, the Nutrition Governance Country Implementation Plan – developed with the support

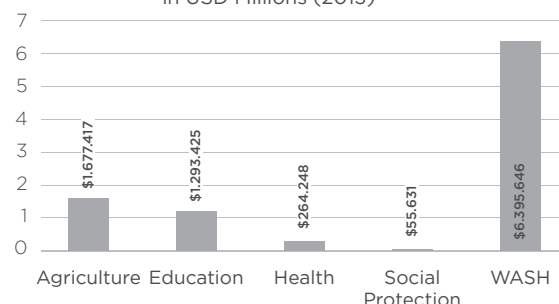
of the UN Renewed Efforts Against Child Hunger and Undernutrition (REACH) initiative – and a mapping exercise that will begin in November 2016, aiming to identify stakeholders, target beneficiaries, and nutrition-sensitive or nutrition-specific actions, among other things.

Financing tracking and resource mobilisation



The costed National Nutrition Strategy helps identify resources and funding gaps for nutrition. It has also been used by partners to determine the support needed for interventions, although it expired in 2015. There is a need for the Government to use the updated Strategy to guide national nutrition resource allocations. The Government has been steadily increasing this allocation, and other partners, including UNICEF and the World Bank, are strong nutrition supporters in the Gambia. Efforts are needed to better identify available resources and gaps.

Nutrition-Relevant Allocations Across Government Sectors in USD Millions (2013)



2016-17 PRIORITIES

- Ensure the participation of stakeholders in the Platform, mainly civil society, the private sector and academia
- Develop a common results framework for nutrition.



Joined: March 2011
Population: 27.67 million

Ghana

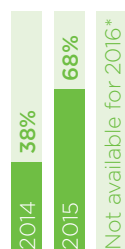


**data sources detailed in Annex 1*

Institutional Transformations in 2015 - 16



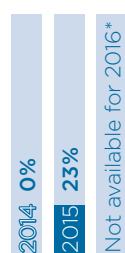
Bringing people together into a shared space for action



Ensuring a coherent policy and legal framework

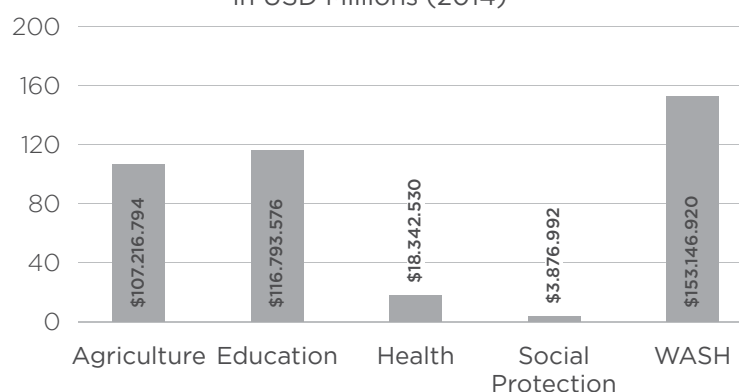


Aligning actions around a common results framework



Financing tracking and resource mobilisation

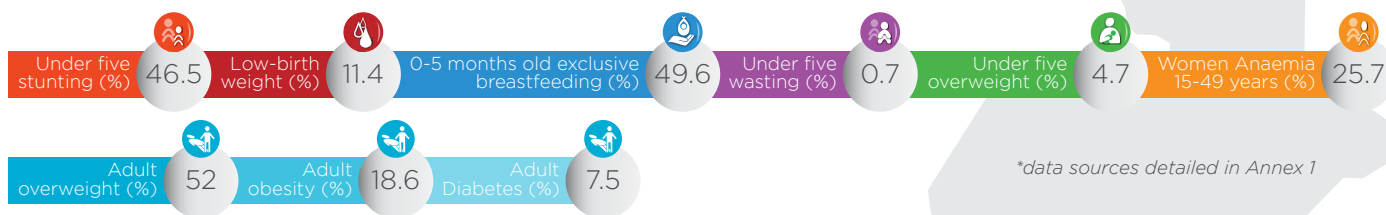
Nutrition-Relevant Allocations Across Government Sectors in USD Millions (2014)





Joined: December 2010
Population: 15.07 million

Guatemala



Institutional Transformations in 2015 - 16

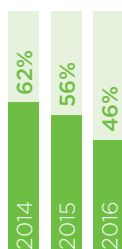
Bringing people together into a shared space for action



The National Council for Food Security and Nutrition (CONASAN) is the multi-sectoral body that leads policy direction and decision-making at the Government level, which comprises five representatives from civil society. The SUN Movement's Multi-Stakeholder Platform works

towards opening up participation to other stakeholders such as donors, the private sector and civil society. In 2016, the Multi-Stakeholder Platform has worked to coordinate national efforts by its various members, and to strengthen its role as technical, financial and legal advisor to CONASAN.

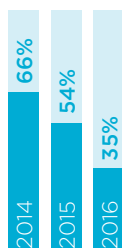
Ensuring a coherent policy and legal framework



Based on the evaluation of the results of the 2012-2016 Zero Hunger Pact Plan, Guatemala decided to refocus its common results framework strategically and programmatically to make progress on reducing chronic malnutrition. The 2016-2020 Strategic Plan for Food Security and Nutrition and the 2016-2020 National Strategy

for the Prevention of Chronic Malnutrition (ENPDC) provide the political framework to support the achievement of targets. In 2016, some members of the Multi-Stakeholder Platform developed a legislative proposal on the support for and protection of breastfeeding.

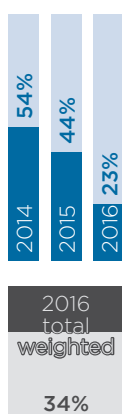
Aligning actions around a common results framework



In 2016, Guatemala updated its common results framework based on the lessons learned from implementation of the Zero Hunger Pact Plan, which influenced the design of the 2016-2020 ENPDC. The new framework is being designed with a focus on management by results, and

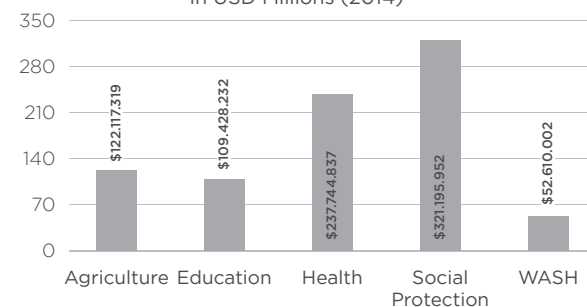
the country is currently collectively defining the priority measures for ensuring that the different sectors are directly involved and that their actions are aligned with the ENPDC. At the same time, it is also updating its monitoring and evaluation system so that actions can be adequately tracked.

Financing tracking and resource mobilisation



There are specific mechanisms and structures for tracking the financial performance of nutrition actions. The 2015 fiscal deficit, along with the political problems and corruption investigations, presented a serious challenge for Guatemala, affecting tax revenues and the budget for implementing actions on nutrition in 2016. Another important challenge has been the fact that financial reporting from non-governmental stakeholders has not been incorporated, making it difficult to plan and prioritise the use of national resources.

Nutrition-Relevant Allocations Across Government Sectors in USD Millions (2014)



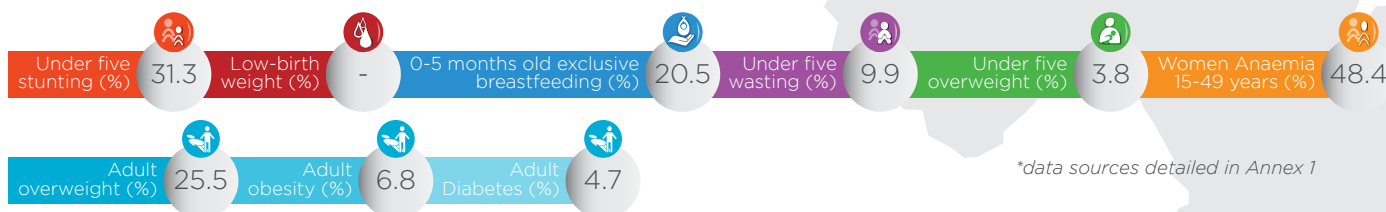
2016-17 PRIORITIES

- Mapping of the nutrition capacity of the labour force
- Strategic planning to define of measures to be included in the common results framework
- Developing a monitoring and evaluation framework
- Strengthen the commitment from parliamentarians, civil society and the media to ensure that actions are implemented and standards applied, and to ensure accountability.



Joined: May 2013
Population: 10.52 million

Guinea



*data sources detailed in Annex 1

Institutional Transformations in 2015 - 16

Bringing people together into a shared space for action



In March 2016, the Multi-Sectoral Platform successfully achieved its transition from being the food security and nutrition cluster (Ebola context) to a Technical Group for Nutrition and Food. Throughout this year, its members have been working on various issues, such as the nutritional situation in the region of Siguiri, the revision of

university curricula, carrying out surveys, etc. The civil society platform is very active in advocacy for the involvement of community organisations in improving nutrition. The private sector has also been represented in the Technical Group for Nutrition and Food, with the support of the United Nations.

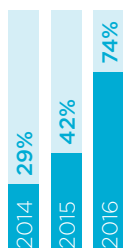
Ensuring a coherent policy and legal framework



The Technical Group for Nutrition and Food coordinates and aligns stakeholder contributions with policy and legislation. The National Food and Nutrition Policy (2005) has been revised, which has made it possible to develop a strategic multi-sectoral food and nutrition plan for 2016-2020, validated in March 2016 and budgeted with the support of MQSUN

consultants. Other revisions have taken place (The Code of Marketing for Breast-milk Substitutes and for vitamin A supplements and food fortification) and have been monitored by various workshops to raise awareness amongst the media, commercial operators and the general public. The first lady of Guinea has been named as a high-level ambassador for nutrition.

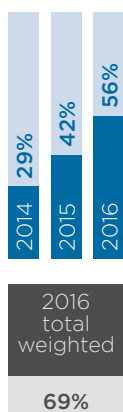
Aligning actions around a common results framework



The common results framework is an integral part of the recently developed multi-sectoral strategic plan. It is aligned with the sectoral policies affecting nutrition and the various annual work plans. It will be implemented progressively. Mapping has been carried out of the stakeholders and nutrition-

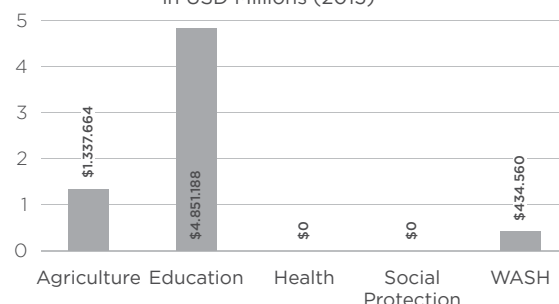
related actions, in addition to various basic and SMART enquiries, with the aim of supporting the monitoring of activities. Civil society has initiated implementation of the national civil society observatory for nutrition.

Financing tracking and resource mobilisation



Resources are still being financially monitored and mobilised in a very sectoral manner. Actions specific to nutrition are essentially being supported by the partners, based on their own resource monitoring and mobilisation system. For this reason, the financial aspects are rarely discussed in the Technical group for nutrition and food. For the government's part, late disbursements delay the schedule for nutrition activities. The share of the budget allocated to health has increased from 3% to 5%. However, there is still no budget line in the national budget for nutrition-related activities.

Nutrition-Relevant Allocations Across Government Sectors in USD Millions (2015)



2016-17 PRIORITIES

- Review and adopt relevant policy documents and legislation, such as the national nutrition and food policy documents, the Multi-Sectoral Action Plan, the Code of Marketing of Breast-milk Substitutes
- Ensure the commitment of nutrition champions to position nutrition as a priority at all levels:

UNICEF supports the First Lady of Guinea to advocate for nutrition

- Implement an accelerated food security and sustainable agricultural development programme
- Scale up high-impact actions such as the '1,000 days' project and the joint inter-agency project.



Joined: March 2014
Population: 1.53 million

Guinea-Bissau



Institutional Transformations in 2015 - 16

Bringing people together into a shared space for action

A technical working group supports nutrition-related activities, under the auspices of the Ministry of Health, due to the fact that the creation of a Multi-Sectoral Platform has not yet been formalised. Its members are very committed and support joint actions in the area of nutrition. A national food and nutrition security council could be established

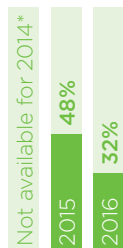
that would underlie the formulation of a national food and nutrition security strategy. Networks of nutrition stakeholders (UN, civil society, etc.) have not been created since the concept is not applicable to the current reality in Guinea-Bissau, given the limited number of partners operating in this sector.



Ensuring a coherent policy and legal framework

In March 2016, the 2016-2020 Multi-Sectoral Strategic Food and Nutrition Plan was finalised and budgeted with the support of the World Bank. The importance of nutrition has increased of late, with its integration into various sectoral strategies and plans, such as the National Agricultural Investment Plan and the National


Early Childhood Development Policy. A number of draft laws (e.g. regulation of breast-milk substitutes, food fortification, school canteens, etc.) have been prepared but it has not yet been possible to approve them due to the political instability. Discussions are under way for the creation of an Institute for Nutrition and Food Security.



Aligning actions around a common results framework

The common results framework will be developed in relation to the two-year plans of the Multi-Sectoral Platform, which are expected to be developed in the near future. These plans will

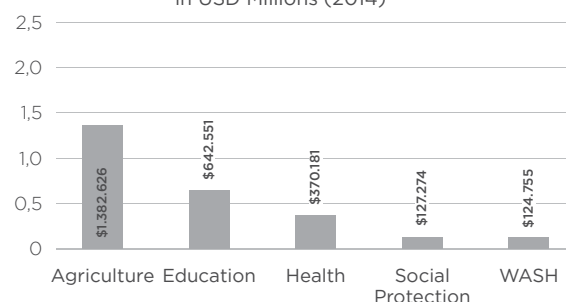
be accompanied by a monitoring and evaluation plan that will make it possible to demonstrate the impact of nutrition.



Financing tracking and resource mobilisation

The World Bank envisages supporting a round table event for donors in nutrition, which will take place once the budget for the 2016-2020 National Strategic Plan (PSN) has been validated and which will pave the way for financing arrangements to be reached. Following this, a resource mobilisation strategy could be developed, as well as a long-term sustainability strategy for the plan.

Nutrition-Relevant Allocations Across Government Sectors in USD Millions (2014)



2016-17 PRIORITIES

- Supporting the development of guidelines to organise and manage the common results framework
- Build national investment cases, supported by data and evidence, to drive nutrition advocacy
- Strengthening the skills of key actors, such as the Multi-Stakeholder Platform members. Skills could include communication and negotiation, team building and leadership, planning and coordination
- Developing, updating or implementing multi-sectoral advocacy and communication strategies.



Joined: June 2012
Population: 10.41 million

Haiti



**data sources detailed in Annex 1*

Institutional Transformations in 2015 - 16

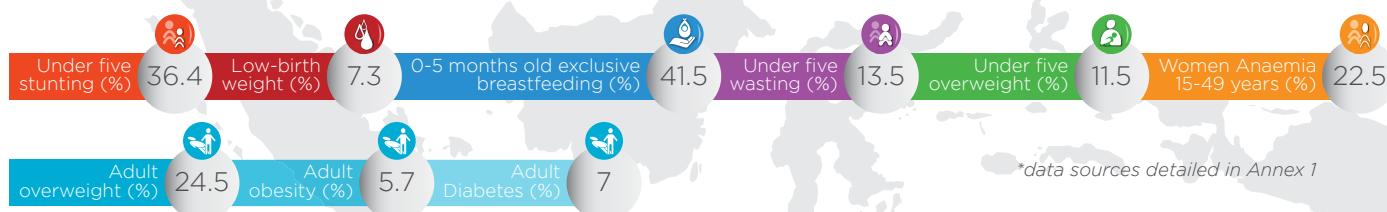


**This denotes that a country has not completed the joint assessment in the given year.*



Joined: December 2011
Population: 255.46 million

Indonesia



Institutional Transformations in 2015 - 16



Bringing people together into a shared space for action

In 2015-2016, the membership of the Multi-Stakeholder Platform significantly increased, with an additional five technical ministries and three coordinating ministries joining. The Donor and UN Country Network on Nutrition (DUNCNN) has brought onboard two new members and the Civil

Society Alliance has expanded to also include interfaith organisations and universities. Indofood leads the SUN Business Network (SBN), which has also expanded its membership to companies beyond those in the food and beverage sector.



Ensuring a coherent policy and legal framework

In January 2015, the National Medium Term Development Plan 2015-2019 was launched, as per Presidential Decree No. 2/2015. The Government Regulation on Food and Nutrition Security (No. 17/2015) has strengthened the 2015-2019 National Action Plan on Food and Nutrition (RAN-PG). The Strategic Policy and Action Plan on

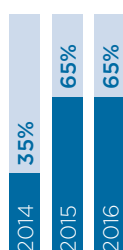
Food and Nutrition has been finalised and a Presidential Decree for it has been proposed. National guidelines for the prevention and management of conflict of interest among stakeholders involved in scaling up nutrition has been developed and awaits endorsement.



Aligning actions around a common results framework

The National Action Plan on Food and Nutrition 2015-2019 is the agreed and costed common results framework, in line with the National Medium Term Development Plan (RPJMN) 2015-2019. The monitoring and evaluation framework has been developed and finalised by the Ministry of National Development Planning (Bappenas) in

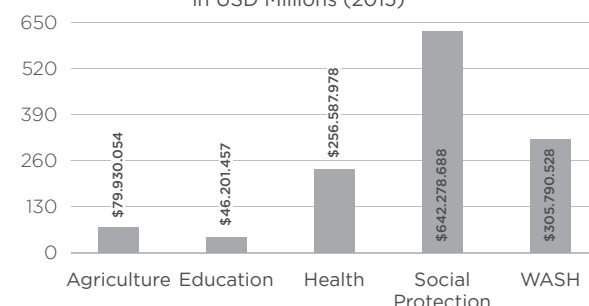
October 2016. Guidelines have been formulated to assist the local Government in developing a Regional Action Plan on food and nutrition. Implementation at the sub-national level has been rolled out in four provinces and is planned to be scaled up to the remaining 30 provinces.



Financing tracking and resource mobilisation

The Government's commitment to nutrition is demonstrated by an increase in the nutrition budget from IDR 600 billion to 1 trillion in 2015-2016. Current financial sources, coverage and gaps are assessed annually and budget allocations are set for the following year - to ensure continuous investment in nutrition. The Donor and UN Country Network on Nutrition has developed a financial tracking tool to report on commitments and expenditure on nutrition of the members on an annual basis. The tool was launched in May 2016 and will be updated every six months.

Nutrition-Relevant Allocations Across Government Sectors in USD Millions (2015)



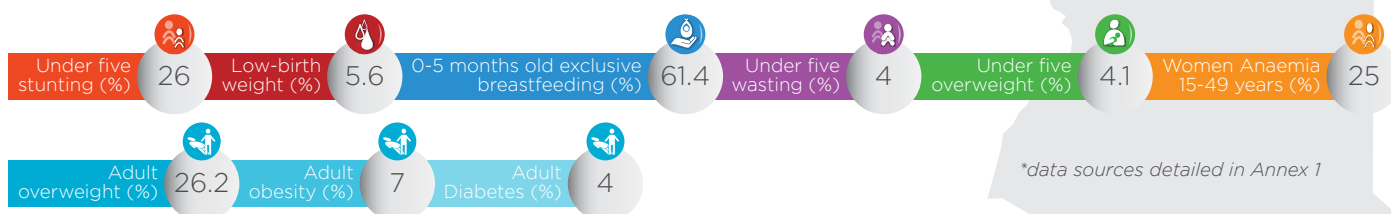
Different percentage weights have been attributed to the amount allocated for each budget line item in the different sectors. The average percentage weights for each sector are the following: Agriculture (38%), Education (50%), Health (55%), Social Protection (36%), and WASH (50%).

2016-17 PRIORITIES

- The implementation of the monitoring and evaluation (M&E) framework
- Support the design of research to inform the effective prevention of stunting increases.
- Strengthening multi-sectoral advocacy and communication between the national and sub-national Government, and also between the Government and non-governmental institutions
- Prepare stakeholders to foresee potential conflict of interest and ensure their prevention and management.



Joined: August 2012
Population: 45.51 million



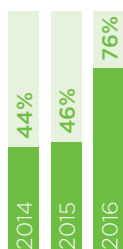
Institutional Transformations in 2015 - 16



Bringing people together into a shared space for action

Considering that the Food and Nutrition Security Bill (FNSB), aiming to set up a multi-sectoral body, has not yet been endorsed, the interim SUN Advisory and SUN Technical Committees, established in 2015, complement the Ministry of Public Health and Sanitation's Nutrition Inter-Agency Coordinating Committee's work.

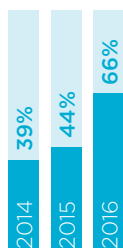
The six dynamic SUN Movement Networks have, together, formulated a position paper to anchor nutrition governance at the highest levels which was integrated into the proposed FNSB Bill, and nutrition champions, including Kenya's First Lady, will be key to bring about the required change.



Ensuring a coherent policy and legal framework

Nutrition is integrated into the Constitution and 'Vision 2030', the National Development Plan. The Food Security and Nutrition Policy (FSNP) was passed in 2012, the FNSB has been in Parliament since 2014 and the Infant and Young Child Nutrition Strategy is being updated. Nutrition is integrated into the education and agricultural sectors, while

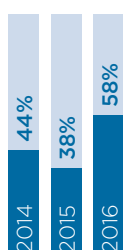
the 2016 Health Bill makes ensuring breastfeeding facilities mandatory for employers. Regulations for Breast-milk Substitutes (regulations and control) Act 2012 are at an advanced stage. The 2016 Nutrition Advocacy, Communication, Social Mobilization Strategy ensures coordinated advocacy at the national and county levels.



Aligning actions around a common results framework

The National Nutrition Action Plan (NNAP) 2012-2016, comprising high impact interventions, has been rolled out nationally. Out of 47 counties, 17 have finalised costed action plans, 15 are in the process of doing so and 14 are yet to commence. A comprehensive Multi-Sectoral National Nutrition

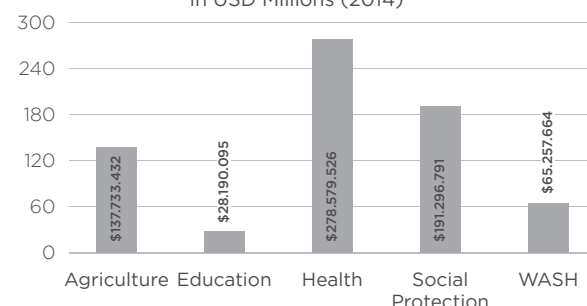
Plan is underway and the budget tracking exercise has led to joint activities being set up with the education, agriculture, and social protection sectors. Advocacy and capacity-building sessions have been organised to sensitise county leadership and assemblies on nutrition.



Financing tracking and resource mobilisation

Much progress in tracking national nutrition investments, including in relation to the National Nutrition Plan, has been seen in the reporting period - based on available data and trend analyses for both on and off-budget activities. The country has seen an increase in health investments at both national and county levels and in national human resource allocations for nutrition. However, key nutrition investments still fall short underlining the importance of sustained advocacy efforts.

Nutrition-Relevant Allocations Across Government Sectors in USD Millions (2014)



2016-17 PRIORITIES

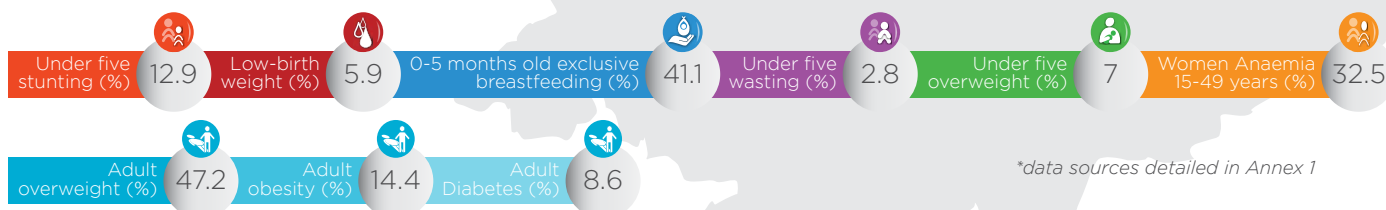
- Continued advocacy for increased public nutrition financing at national/county levels, including through the finalisation of nutrition financial tracking
- Finalisation of the FSNP Implementation Framework and implementation of the FSNP
- Rolling out of a nutrition costing tool, a cost of scaling up nutrition study, a survey database, a Nutrition

- Capacity Development Framework and an Advocacy, Communication and Social Mobilisation Strategy
- Reviewing progress of the 2012/2017 NNAP to inform the 2018/2022 NNAP
- Continued improvement in data quality and surveillance.
- Completion and roll out of Healthy Diets Guidelines to address the double burden of malnutrition.



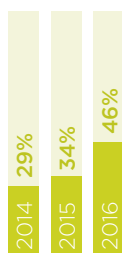
Joined: December 2011
Population: 5.96 million

Kyrgyzstan



Institutional Transformations in 2015 - 16

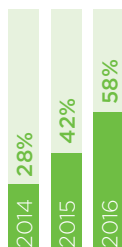
Bringing people together into a shared space for action



Following the formalisation of the Multi-Sectoral Platform (MSP), in October 2015 nutrition champions were appointed, including the First Lady, who leads the academia group. The Civil Society Alliance, the UN Network and the Business Network were established between 2014 and 2016. A Memorandum of Understanding was signed by the Networks, including Parliamentarians, during the Forum on Food Security

and Nutrition, held on 20 June 2016. The Food Security Council of the Kyrgyz Republic, the advisory body of the Government, chaired by the Vice Prime Minister, was established to make operational decisions on the stable provision of food and to improve nutrition in the country. It is planned to form a Secretariat on Food Security and Nutrition, to be based at the Ministry of Agriculture, Food Industry and Melioration.

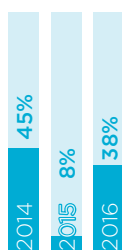
Ensuring a coherent policy and legal framework



SUN Networks drafted and discussed the strategy for the Multi-Sectoral Platform, which will be finalised with the technical assistance of SUN Movement Secretariat. The Republic Health Promotion Centre has prepared a nutrition communication strategy. The Parliament has held a special session on flour fortification.

An interagency working group has drafted a resolution on the "Implementation of the Law of the Kyrgyz Republic on Flour Fortification". UNICEF, UNFPA and the National Statistics Committee has undertaken a Multiple Indicator Cluster Survey to assess undernutrition.

Aligning actions around a common results framework



The Food Security and Nutrition Programme for 2015-17 and its operational plan were approved by a Government Decree in September 2015. A functional analysis of food security and nutrition coordination mechanisms was completed and presented during the Forum on Food Security and Nutrition in June 2016. WFP has prepared a Food Security Atlas, which

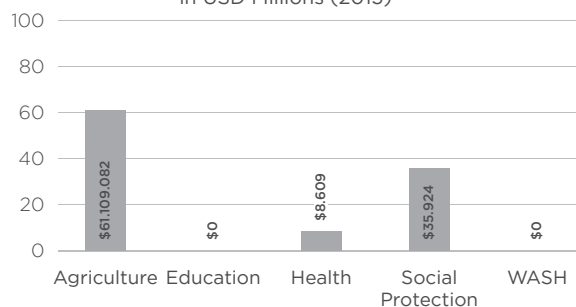
contains measurable nutrition indicators. The planning process for the 2018-2022 Food Security and Nutrition Programme has been recently launched and will be aligned with the SUN Movement Strategy and Roadmap (2016-20). A Kyrgyz case study will be presented at the Global Baby-Friendly Hospital Initiative Congress in October 2016.

Financing tracking and resource mobilisation



Costing of the Food Security Programme was carried out in 2014-15 and, as a result, a financial gap of 44.7 per cent has been identified. Although there is a sectoral budget forecast for different nutrition and food security programmes, there is no long-term, sustainable resource mobilisation strategy in place. The Kyrgyz Republic participated in the SUN public financing workshop held in Bangkok in May 2016, and further analysis of the national budget for nutrition is in the pipeline. There is no consistent approach in preparing the budget and financing for activities of Government agencies.

Nutrition-Relevant Allocations Across Government Sectors in USD Millions (2015)



2016-17 PRIORITIES

- Finalise the SUN Multi-Sectoral Platform Strategy 2016-2020 with an Action Plan, which is costed
- Initiate a drafting process for the next Food Security and Nutrition Programme 2018-2022
- Establish the Food Security and Nutrition Secretariat
- Make amendments to the Law On Food Security for additional focus on nutrition
- Conduct regular monitoring of the implementation of legislation on nutrition and food security
- Preparation of next food security atlas
- Continue the analysis of the budgets of ministries and other government entities on nutrition activities.



Joined: April 2011
Population: 6.80 million

Lao PDR



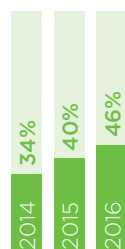
Institutional Transformations in 2015 - 16



Bringing people together into a shared space for action

The 2015 National Nutrition Forum, the first ever, facilitated an important political space for scaling up action against undernutrition by mobilising key parts of the Government, provincial leaders and development partners. Nutrition coordination structures established at the national level are

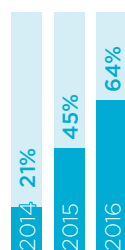
now being formalised at the sub-national level. Planning and communication mechanisms with the multi-sectoral core team and technical working groups have been strengthened with annual and quarterly workplans and reporting.



Ensuring a coherent policy and legal framework

The National Nutrition Strategy to 2025 and Plan of Action 2016-2020 (NNSPA) were launched in December 2015, following a nine-month long series of consultations between key sectors and stakeholders. The Government - with inputs from partners - is, at present, developing a

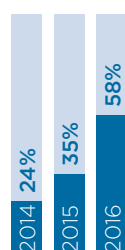
multi-sectoral Social and Behavioural Change Communication Strategic Framework and Action Plan to put into practice the advocacy and behavioural components of the NNSPA.



Aligning actions around a common results framework

In 2015-2016, a nutrition stakeholder and action mapping exercise was conducted, which looked at the 22 priority interventions of the National Nutrition Strategy and Plan of Action. The convergent, multi-sectoral approach to nutrition was tested as a pilot in three target provinces

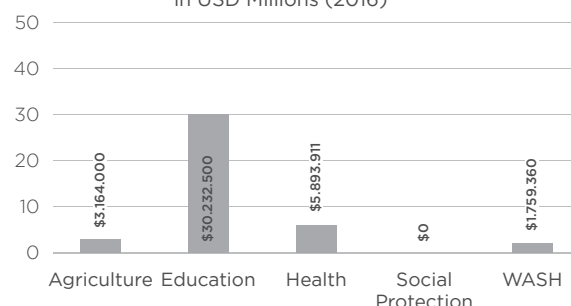
(six target districts) with multi-sectoral plans developed at the sub-national level. The European Union is supporting the establishment of a national information platform for nutrition aiming to bring together existing data from nutrition-relevant sectors.



Financing tracking and resource mobilisation

The priority interventions of the National Plan of Action on Nutrition (NPAN) 2016-2020 are costed. The annual nutrition finance mapping exercise enables better understanding of resources allocated to priority nutrition interventions and estimates current funding gaps. This is used for advocacy purposes, to ensure greater targeted funding for nutrition. Databases containing information on domestic and external funding and expenditure exist within ministries. The national budget allocation has increased for some of the key priority nutrition actions.

Nutrition-Relevant Allocations Across Government Sectors in USD Millions (2016)



2016-17 PRIORITIES

- Develop, update and implement multi-sectoral advocacy and communication strategies
- Support the improved management of data and financial tracking (nationally and/or at the sub-national level)
- Support capacity-building of individuals or organisations to better engage with sectors (such as business), or groups (such as scientists and academia).



Joined: July 2014
Population: 1.90 million

Lesotho



Institutional Transformations in 2015 - 16

Not available for 2014*
2015
Not available for 2016*

Bringing people together into a shared space for action



Not available for 2014*
2015
Not available for 2016*

Ensuring a coherent policy and legal framework



Not available for 2014*
2015
Not available for 2016*

Aligning actions around a common results framework

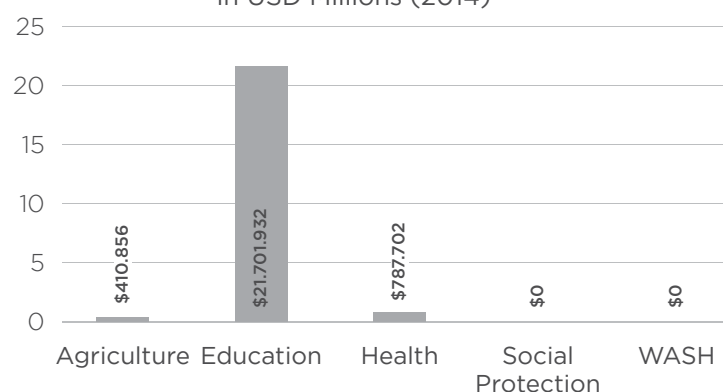


Not available for 2014*
2015
Not available for 2016*

Financing tracking and resource mobilisation



Nutrition-Relevant Allocations Across Government Sectors in USD Millions (2014)



**This denotes that a country has not completed the joint assessment in the given year.*



Joined: February 2014
Population: 3.95 million

Liberia



Institutional Transformations in 2015 - 16

Not available for 2014*
Not available for 2015*
Not available for 2016*

Bringing people together into a shared space for action

Not available for 2014*
Not available for 2015*
Not available for 2016*

Ensuring a coherent policy and legal framework

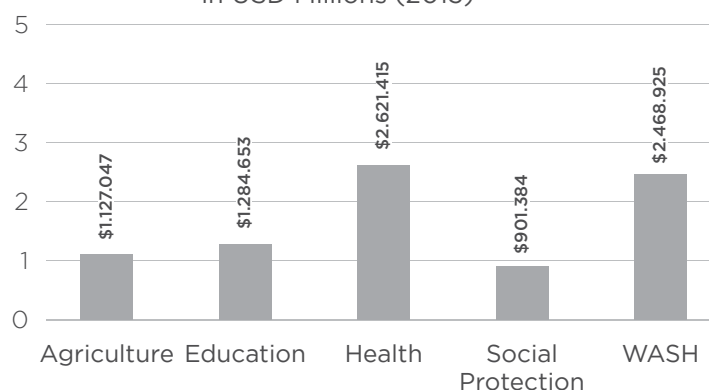
Not available for 2014*
Not available for 2015*
Not available for 2016*

Aligning actions around a common results framework

Not available for 2014*
Not available for 2015*
Not available for 2016*

Financing tracking and resource mobilisation

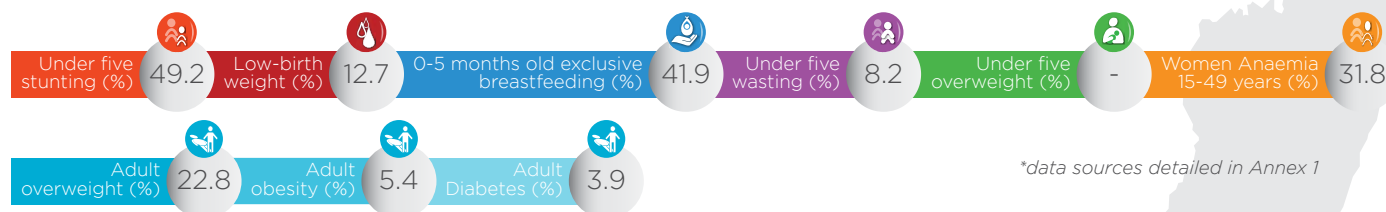
Nutrition-Relevant Allocations Across Government Sectors
in USD Millions (2015)





Joined: February 2012
Population: 20.70 million

Madagascar



Institutional Transformations in 2015 - 16

Bringing people together into a shared space for action



Since the self-assessment in 2015, members of the National Nutrition Office - the SUN Multi-Stakeholder Platform - met on two occasions. The creation of SUN Network platforms were formalised firstly with the private sector platform, followed by a researchers platform. The civil society platform (HINA), approved by Ministerial

Order in July 2015, is today decentralised in 13 regions. It manages microprojects in nutrition and participates effectively in the national planning mechanisms, as well as in the evaluation of implementation of the 2012-2015 National nutrition action plan (PNAN II), which took place in March 2016.

Ensuring a coherent policy and legal framework



The evaluation of the National nutrition policy and the PNAN II will be updated. Nutrition is recognised as a national priority and is integrated into various policies and programmes (such as the 2014-2018 General State policy and the 2015-

2019 National Development Plan), in the debates of the Strategic dialogue group between donors and government, and in the sectoral plans that will be presented at the Donors and Investor's Conference scheduled for the end of 2016.

Aligning actions around a common results framework



The common results framework is an integral part of the PNAN II. All players in nutrition-related sectors participated in evaluating the implementation of PNAN II and updating the National Nutrition Policy. All these sectors are firmly committed to integrating nutrition into their sectoral plans. Not only is the monitoring and

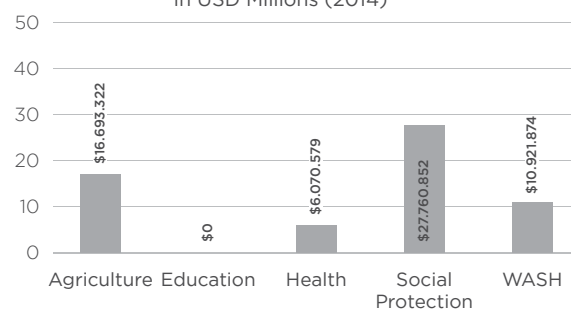
evaluation system operational, the HINA platform is actively participating in the activities of the regional monitoring and evaluation group. Finally, a number of studies were carried out: *Determining factors in malnutrition*; *The Cost of Hunger*; *Analysis of the cost of access to nutrients* and a stakeholder mapping.

Financing tracking and resource mobilisation



The budget monitoring reports are submitted quarterly to the Ministry of Finance. An investment plan has also been created in partnership with the UNICEF. Furthermore, resource mobilisation is integrated into the HINA platform strategic advocacy plan. Nevertheless despite the government's budget lines for nutrition, the level of regulation limits disbursements and consequently restricts activities.

Nutrition-Relevant Allocations Across Government Sectors in USD Millions (2014)



2016-17 PRIORITIES

- Create the next multi-sectoral national nutrition action plan with nutrition budgets
- Create a new common results framework
- Update the national data by means of a nationwide nutrition survey
- Scale up actions with a high impact on chronic malnutrition.



Joined: March 2011
Population: 14.84 million

Malawi



*data sources detailed in Annex 1

Institutional Transformations in 2015 - 16

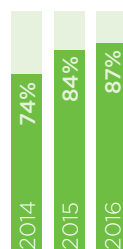
Bringing people together into a shared space for action



In 2015-2016, Malawi's Multi-Stakeholder Platforms have functioned well at various levels - from the Cabinet and Principal Secretariat to the district and community levels. All platforms meet regularly and have well defined terms of reference. The various networks are also well established,

with conveners and an ever-growing membership. Despite coordination being successful, there is a need to strengthen the Government-Development Partners Committee and increase participation of the private sector in areas that go beyond fortification by June 2017.

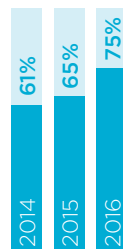
Ensuring a coherent policy and legal framework



The National Nutrition Policy and Nutrition Strategic Plan have been reviewed and costed and been aligned with the Sustainable Development Goals. Sector-specific policies and plans on agriculture, gender equality and climate change have also been reviewed for better alignment with the 2030 Agenda and its Goals. The Infant

and Young Child Nutrition Strategy, the Nutrition Education and Communication Strategy, nutrition profiles and advocacy and nutrition-oriented materials are under review in 2016. Donors appear aligned with nutrition, health and agriculture policies and strategic plans.

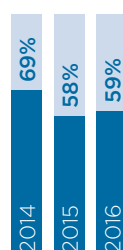
Aligning actions around a common results framework



The Nutrition Strategic Plan adequately defines roles and responsibilities of key ministries for the effective implementation of nutrition programmes. A nutrition sector mapping of stakeholders, a situation analysis and geographical and financial coverage was also conducted. The national

monitoring and evaluation framework (M&E), with clear indicators, is in place, and is strengthened by joint monitoring, joint reviews and research conducted annually. The M&E system needs to be strengthened at all levels.

Financing tracking and resource mobilisation



A Nutrition Resource Tracking System (NURTS) has been developed to track governmental and donor financing on nutrition, which is being tested in 2016. NURTS is able to capture nutrition-sensitive and specific interventions on an annual basis, which allows for regular financial reports

and accountability. The Government and partners are working together for nutrition resource mobilisation. Some key challenges include the lack of a resource mobilisation strategy, few partners feeding data into the NURTS, and inadequate financing from the Government.




2016-17 PRIORITIES

- The country is preparing a comprehensive nutrition advocacy strategy to be rolled out at the national and district level
- There is a drive to involve the SUN Business Network on matters beyond fortification
- There is a need to consolidate the tracking system.



Joined: March 2011
Population: 16.31 million

Mali



*data sources detailed in Annex 1

Institutional Transformations in 2015 - 16

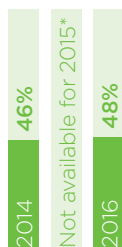
Bringing people together into a shared space for action



Created in 2015 by Decree, the Nutrition Coordination Cell is currently operational and fully staffed. Decentralised nutrition coordination activities took place in the pilot zones: Yorosso, Bankass, Bandiagara and Niore. The Civil Society Platform has been operational since August 2011. Furthermore, in November 2015, a network

of Malian Parliamentarians for the fight against malnutrition in Mali was established, with the support of Save The Children and World Vision. Since September 2016, the private sector, academic and research platforms have laid the groundwork of their constitution. Their constitutional texts will be finalised over the months ahead.

Ensuring a coherent policy and legal framework



In December 2015, the work began on the food and nutritional security policy. This will integrate the current 2014-2018 National Nutrition Policy thereby giving a more wholistic dimension to the various sectoral national policies sensitive to nutrition issues. Furthermore, the integration of

nutrition into sectoral policies will be facilitated by the process, currently under way, of designating a focal point for nutrition within each Ministerial department in the sectors involved in nutrition. The legal framework for nutrition is consequently in the process of being adapted.

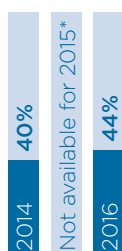
Aligning actions around a common results framework



The common results framework has been integrated into the 2014-2018 multi-sectoral nutrition action plan and managers have been designated to guarantee its implementation. An activity, monitoring and evaluation system will be implemented by the new Nutrition Coordination

Cell. Furthermore, a number of studies will be taking place during the course of this year, including a stakeholder mapping, SMART surveys and a mid-term review of the 2014-2018 national nutrition policy.

Financing tracking and resource mobilisation



The process of budgeting for the 2014-2018 Multi-Sectoral Nutrition Action Plan has been completed, and it will be monitored by the Nutrition Coordination Cell. To date, nearly all nutrition activities have been financed by technical and

financial partners. A round table event for donors will take place following this year's mid-term review, in order to mobilise resources for implementation of the plan.



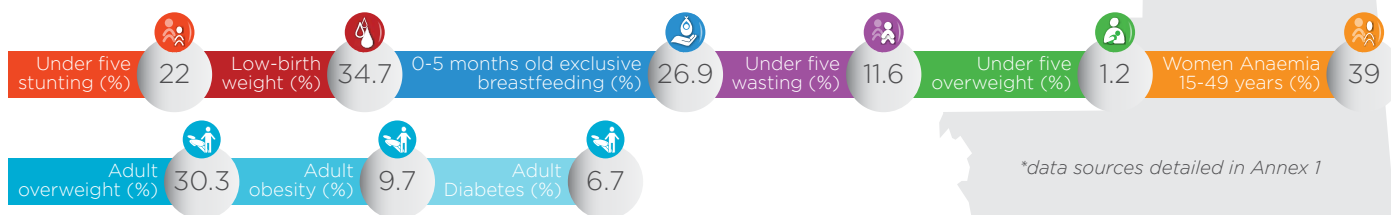
2016-17 PRIORITIES

- To ensure that the Nutrition Coordination Cell operates regularly
- To perform the mid-term review of the implementation of the 2014-2018 Multi-Sectoral Nutrition Action Plan and its communication plan
- To step up meetings of the Intersectoral Technical Committee for nutrition and the National Nutrition Council.



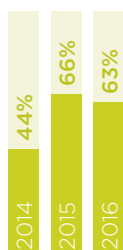
Joined: May 2011
Population: 3.46 million

Mauritania



Institutional Transformations in 2015 - 16

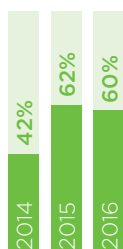
Bringing people together into a shared space for action



In 2010, before Mauritania joined the SUN Movement, the National Nutrition Development Council (CNDN) was established by Prime Ministerial Decree. It is an interministerial platform supported by a permanent multi-stakeholder technical committee. Today, although the latter does meet, the CNDN is not yet operational.

Furthermore, the civil society and United Nations networks have been established but the lack of active donors in the area of nutrition is a recurring challenge. Since 2014, seven regional multi-sectoral commissions on nutrition have been supported by civil society.

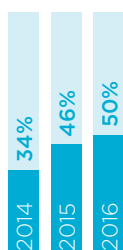
Ensuring a coherent policy and legal framework



Nutrition appears in the development plan (SCAPP 2016/2020), which is the process of being drafted, and the National Health Development Plan. The creation of nutrition directorates at the Ministry of Education and the Food Security Commissariat will facilitate its sectoral integration.

The fortification of foods and iodisation of salt are compulsory (a Decree will be adopted creating an alliance for the fortification). However, the Code on Breast-milk Substitutes has not been finalised and mechanisms are needed that guarantee the laws are correctly applied.

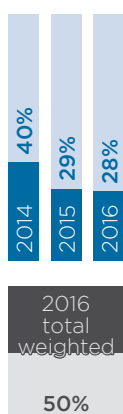
Aligning actions around a common results framework



In May 2016, the 2016-2025 National Strategic Multi-Sectoral Plan (PSMN) - including a common results framework which will be the reference document in matters of nutrition - was technically validated during a workshop attended by the ministerial departments and key partners. The common

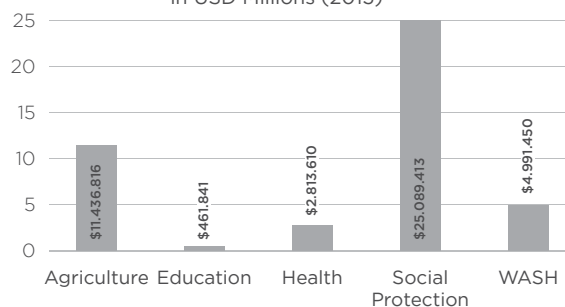
results framework will serve as a basis for stakeholders' annual action plans. It should be noted that the water and sanitation sector is increasingly committed to the total sanitation strategy piloted by the communities.

Financing tracking and resource mobilisation



Resources have not yet been estimated for the PSMN, but this is a priority for 2016-2017. Thanks to the 2013 to 2016 budget allocation monitoring process, however, the country has an overview of the breakdown of sectoral allocations contributing to improving nutrition. These are also mainly the technical directorates (food security commissariat, national nutrition programme, Emel food programmes) and state projects benefiting from allocations contributing to nutrition.

Nutrition-Relevant Allocations Across Government Sectors in USD Millions (2015)



2016-17 PRIORITIES

- Adopting and budgeting for the Strategic multi-sectoral nutrition plan (2016-2025)
- Strengthening advocacy for nutrition, with an emphasis on the mobilisation of financial

resources, by establishing private sector and donor platforms as well as through the commitment of nutrition champions, parliamentarians and the media.



Joined: August 2011
Population: 25.73 million

Mozambique



*data sources detailed in Annex 1

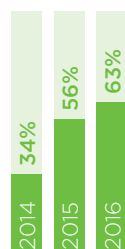
Institutional Transformations in 2015 - 16



Bringing people together into a shared space for action

The Multi-Sectoral Platform for Nutrition (SETSAN) has been decentralised into the 11 provinces of Mozambique, through provincial technical working groups. Except Maputo and Inhambane, each province has, since 2015, Government-approved activity plans. Challenges

still exist in coordinating the implementation of the 2010-2020 Programme for the Reduction of Chronic Undernutrition (PAMRDC) at the district level. Local networks have been created, of which the UN and Civil Society Networks are particularly active. The Business Network was set up in 2016.



Ensuring a coherent policy and legal framework

The 2015 mid-term review of the Programme for the Reduction of Chronic Undernutrition resulted in the revision of a range of legislation on, for instance, food fortification. Numerous strategies and plans, such as the Communication Strategy for Social and Behaviour Change for the Prevention of Malnutrition,

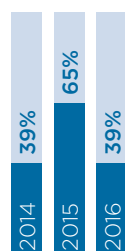
economic local plans, or the operational agricultural plan, have been revised. During 2015-2016, nutrition advocacy and communication activities have been in the spotlight: different champions have been nominated, campaigns and festivals for nutrition organised and training held.



Aligning actions around a common results framework

A common results framework is part of the PAMRDC, with different actors, including the coordination, monitoring and evaluation (GT-PAMRDC) group, the planning and budgeting (GT-POSAN) group and the communication, advocacy and training (GTF) group working towards achieving common goals and adequate sectoral integration

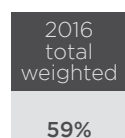
within the Programme. Recently, the Government has increased the support for nutrition and funding of the PAMRDC's activities. The results of the annual assessment framework, which evaluates progress in implementation, are submitted to the Ministers' Council. The Civil Society Network is involved in this process.



Financing tracking and resource mobilisation

The PAMRDC is fully costed at both national and provincial levels. Challenges remain, however, in identifying actual costs incurred by sectors as there is no specific budget line for nutrition in the national budget, nor is there a clear mechanism

in place that finances nutrition actions. As most funds are channelled through the Public Finance system (e-SISTAFE), which provides an overview of funds assigned, transparency and adequate tracking is ensured.



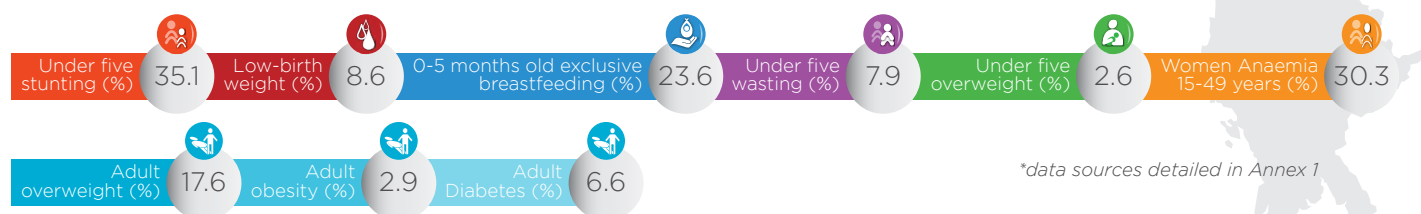
2016-17 PRIORITIES

- Support better information management (e.g. the National Information Platforms for Nutrition)
- Ensure improved cost estimates and financial tracking for nutrition actions, at the national and/or provincial levels
- Develop or review mechanisms that address equity in nutrition plans, policies and strategies.



Joined: April 2013
Population: 51.49 million

Myanmar



Institutional Transformations in 2015 - 16

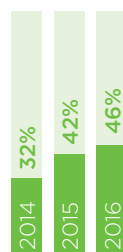
Bringing people together into a shared space for action



Myanmar's Multi-Stakeholder Platform (MSP) continues to bring together governmental nutrition-specific and sensitive sectors, along with civil society organisations, UN agencies and donors. A Presidential-level coordination committee, the Myanmar National Committee on Food and Nutrition Security has been proposed to the new

Government to ensure better linkages with the Platform. The new Government had placed nutrition as the top agenda in its election campaign manifesto and development partners have intensified efforts to advocate for nutrition through several briefs to the new leadership on the importance of nutrition as an economic and social development issue.

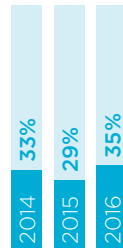
Ensuring a coherent policy and legal framework



The National Plan of Action for Food and Nutrition (NPAFN), which is currently being revised, will serve as a Ministerial guide for strategies and action plans aiming to mainstream nutrition into sectoral policies. The National Action Plan for Poverty Alleviation and Rural Development through Agriculture is currently being reviewed

with the aim of increasing its focus on nutrition. The development of the Myanmar National Action Plan for Food and Nutrition Security (MNAPFNS), currently at a draft stage, can be seen as a strategy for strengthening the agricultural sector, food and energy security, and nutritious food production.

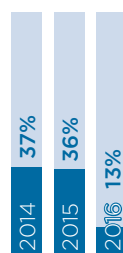
Aligning actions around a common results framework



The development of the draft of the Myanmar National Action Plan for Food and Nutrition Security (MNAPFNS) - a response to the Zero Hunger Challenge - has included analysing multi-sectoral policies related to food and nutrition. Medium and long-term implementation objectives

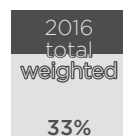
have been established by way of multi-stakeholder consultations. Different agencies' approaches are aligned with relevant national strategies and information systems have been put in place in sectoral ministries and in stakeholders' programmes.

Financing tracking and resource mobilisation



The nutrition-specific component of the National Plan of Action for Food and Nutrition (NPAFN) has been costed. Programmatic costing for nutrition exists within the Livelihoods and Food Security Trust Fund and the Three Millennium Development Goal Fund. Public expenditure reporting systems exists within the Government,

although a systematic tracking nutrition budgets and expenditures beyond allocations to the National Nutrition Centre is needed. Domestic funding for nutrition-specific sectors has been increasing over the past years. External funding is aiming to fill domestic funding gaps.



2016-17 PRIORITIES

- Leveraging leadership for nutrition at the highest levels
- The participatory development of a National Advocacy, Social Mobilisation and Communication Strategy
- Undertaking a situational analysis at the sub-national level with one State or region
- Conducting a national nutrition stocktaking (including a situation analysis; policy reviews, plans and legal frameworks; planning and monitoring; a stakeholder mapping; and coverage).



Joined: September 2011
Population: 2.28 million

Namibia



Institutional Transformations in 2015 - 16

Bringing people together into a shared space for action



Namibia Alliance for Improved Nutrition (NAFIN) is a multi-stakeholder public-private partnership forum that addresses stunting in Namibia. The Government has decided to revive a Food and Nutrition Security Council (FNCS) as the overarching coordination platform for nutrition, under

the Prime Minister's leadership. It is suggested that NAFIN will serve as a technical platform for the Council and that the participation of the relevant ministries, parastatals and the private sector will be broadened.

Ensuring a coherent policy and legal framework



The revised National Food and Nutrition Policy was developed by a multi-stakeholder, participatory approach and currently awaits validation. The Harambee Prosperity Plan, launched by the Government in April 2016, is the Presidential vision to accelerate the development of Namibia for 2016 to

2020, with food and nutrition as critical components. The National Planning Commission has completed the Food and Nutrition Zero Hunger Strategic Review in February 2016. Regulations relating to the National Code of Marketing of Breast-milk Substitutes are drafted and awaiting approval.

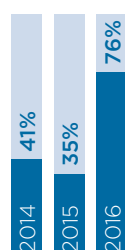
Aligning actions around a common results framework



National development plans that target nutrition by key ministries are aligned and reflected in the Multi-Sectoral Nutrition Implementation Plan and results framework. The Plan is to be revised and a new strategy will be aligned with the Food and Nutrition Policy and the Harambee

Prosperity Plan. Progress by line ministries and stakeholders — including United Nations agencies, and civil society organisations — are made available through individual reports and joint-reporting along with the bi-annual Namibia Food and Nutrition Security Monitoring report.

Financing tracking and resource mobilisation



The costed Multi-Sectoral Nutrition Implementation Plan and results framework is captured in the Medium-Term Expenditure Framework (MTEF) of the Government. The multi-stakeholder public-private partnership forum NAFIN, under the Office of the Prime Minister, has a budget line within

the Ministry of Finance and receives an annual allocation of resources in the national budget. Ministries and agencies have their own tracking systems and reports, through budget votes and the accountability report for 2014 to 2015, has been made available.



2016-17 PRIORITIES

- Strategic planning to define the actions to be included in the common results framework (CRF)
- Engaging Parliamentarians for legislative advocacy, budget oversight and public outreach
- Strengthening of capacities in areas such as communication and negotiation, team building and leadership, planning and coordination for all key actors, including Multi-Stakeholder Platform members.



Joined: May 2011
Population: 28.04 million

Nepal



Institutional Transformations in 2015 - 16

Bringing people together into a shared space for action



The central Multi-Sectoral Steering and Coordination Committees are chaired by the National Planning Commission's Vice Chair and Social Sector Member, respectively. The decentralised coordination platform of the Steering Committees, at the district and village development levels, have been created and are functional. The National

Planning Commission, with support from the National Nutrition and Food Security Secretariat convenes the MSP members regularly, at different levels (policy, coordination and planning and implementation levels). A donor convener is yet to be nominated. Advocacy efforts from the Ward Citizen Forum has led to the development and endorsement of district plans.

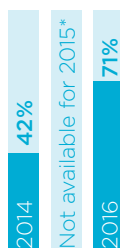
Ensuring a coherent policy and legal framework



The Right to Food Act and Food Safety Policy are being drafted and consultations on the Food Security and Sovereignty Policy are in progress. The implementation of the Multi-Sectoral Nutrition Plan is underway. Three stakeholder statements have been issued, and Paras Khadka, captain of Nepal's cricket

team, has been appointed Goodwill Ambassador for nutrition, food security and the 'Golden 1,000 Days' campaign. Post-earthquake, emergency responses have been implemented in 14 affected districts, covering all building blocks of nutrition.

Aligning actions around a common results framework



The Multi-Sectoral Nutrition Plan (MSNP) is implemented in the 16 out of the 28 prioritised districts. Within this Plan, different sectors have seen different levels of uptake although most sectors incorporate their parts. The costed district nutrition plan was developed by 16 districts, and funds

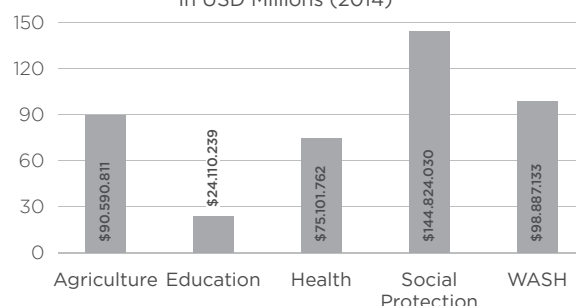
were allocated and distributed by the Government in 2015. The Civil Society Alliance (CSANN) works in 6 districts and at the national level. A Multiple Indicator Cluster Survey (MICS) was completed in 2015 while the demographic and health survey is ongoing.

Financing tracking and resource mobilisation



The Multi-Sectoral Nutrition Plan (MSNP) and the district implementation plans under the MSNP have been costed and expenditure reports are available. Governmental and non-governmental stakeholders support the preparation of programmes and budget on a periodic basis. The Government has provided funds to the 16 MSNP districts through its Ministry of Federal Affairs and Local Development. Most of the donor support for nutrition is reflected in the "Red Book", the Government's authentic budget book, and disbursed directly.

Nutrition-Relevant Allocations Across Government Sectors in USD Millions (2014)



2016-17 PRIORITIES

- The national Nutrition and Food Security Coordination Committee has initiated the process of formulating the second MSNP
- The creation of a budget code for nutrition in order to track MSNP investments
- There is a need to continue financial tracking for nutrition to ensure that funding for the MSNP increases.
- The recruitment of an institution to carry out the evaluation of the MSNP.



Joined: February 2011
Population: 19.12 million

Niger



**data sources detailed in Annex 1*

Institutional Transformations in 2015 - 16

Not available for 2014*

Not available for 2015*

Not available for 2016*

Bringing people together into a shared space for action

Not available for 2014*

Not available for 2015*

Not available for 2016*

Ensuring a coherent policy and legal framework

Not available for 2014*

Not available for 2015*

Not available for 2016*

Aligning actions around a common results framework

Not available for 2014*

Not available for 2015*

Not available for 2016*

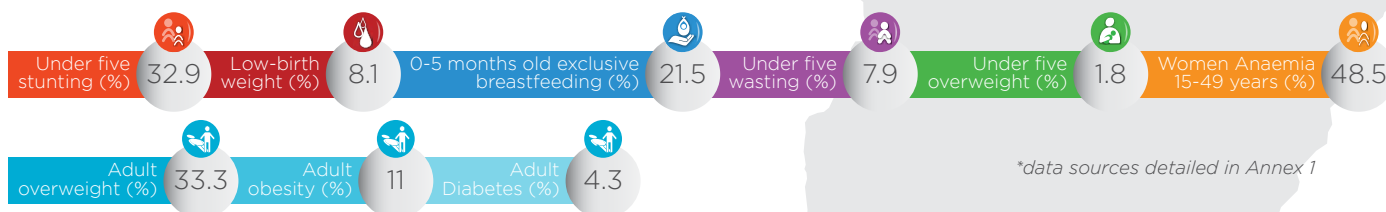
Financing tracking and resource mobilisation

**This denotes that a country has not completed the joint assessment in the given year.*



Joined: November 2011
Population: 140.43 million

Nigeria



Institutional Transformations in 2015 - 16

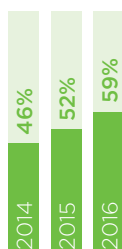
Bringing people together into a shared space for action



A multi-sectoral National Committee on Food and Nutrition (NCFN) is chaired and facilitated by the National Planning Commission. The NCFN is replicated at the sub-national level as the State Committee on Food and Nutrition. The Nutrition Division, in the Federal Ministry of Health, serves as

the current convening Government body responsible for scaling up nutrition and is responsible for bringing together various government ministries and departments. The Nutrition Partners Forum also includes both Governmental ministries and development partners.

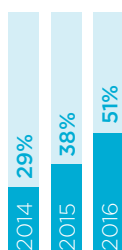
Ensuring a coherent policy and legal framework



The National Nutrition Strategic Plan 2014-2018 includes priority nutrition interventions and the strategic direction for nutrition in the health sector for the period 2014 to 2018. The National Policy on Food and Nutrition (NPFN) was revised in 2013 and awaits Federal Executive Cabinet

approval. The National Plan of Action on Food and Nutrition was adopted in 2014 by the National Committee on Food and Nutrition to translate the goals, objectives, and strategies articulated in the NPFN into implementable activities and projects.

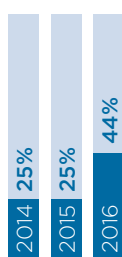
Aligning actions around a common results framework



The revised National Food and Nutrition Policy is Nigeria's Common Results Framework. In addition to the costed National Nutrition Strategic Plan of the health sector, a costed strategic plan of action for Agriculture is being developed to be in line with the newly approved policy. The SMART

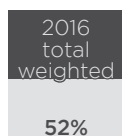
Methodology used for the National Health and Nutrition Survey complements the Multiple Indicator Cluster Surveys and Demographic and Health Surveys, to populate State scorecards for advocacy on nutrition.

Financing tracking and resource mobilisation



In 2015-16, the tracking of budget allocations has been spearheaded by the Ministry of Budget and National Planning in collaboration with the Civil Society Scaling-Up Nutrition in Nigeria (CS-SUNN) Alliance and Save the Children International. The National and State Medium Term Expenditure Framework, National Strategic Health Development

Plan and the National Health Act identify budget demands and potential sources of domestic financing from the consolidated revenue. In 2015-16, increasing domestic contributions with specific nutrition budget lines at national and state level were observed.



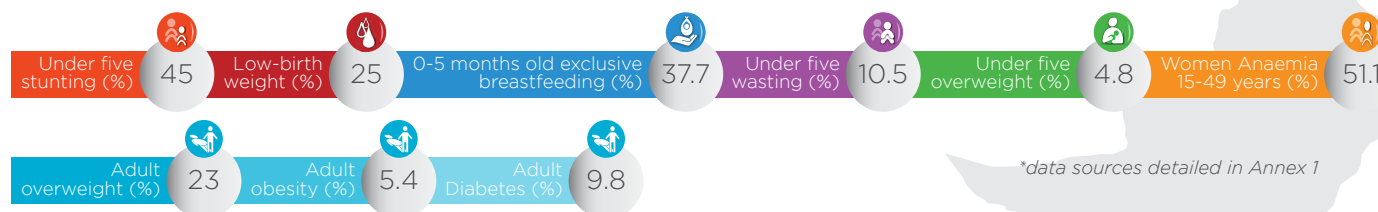
2016-17 PRIORITIES

- Engaging parliamentarians for legislative advocacy, budget oversight and public outreach
- Developing, updating or implementing multi-sectoral advocacy and communication strategies
- Strengthening of skills of key actors, such as Multi-Stakeholder Platform members. Priorities include communication and negotiation, team building and leadership, planning and coordination skills.



Joined: January 2013
Population: 191.71 million

Pakistan



Institutional Transformations in 2015 - 16

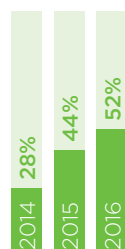
Bringing people together into a shared space for action



Provincial SUN Steering Committees are Government-appointed and SUN Secretariats are at different stages of operationalisation. Provincial and regional SUN Focal Points were appointed in 2015-2016. The UN Network has developed a workplan and proposal for effective coordination.

The Donor Network, UN Network and Civil Society Alliance rally behind national nutrition policies. The SUN Civil Society Alliance is active also at the provincial level. The SUN Business Engagement Strategy has been endorsed and the Academia and Research Network has been created.

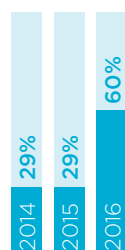
Ensuring a coherent policy and legal framework



The Government has approved nutrition-specific and health-integrated nutrition projects in the provinces, along with ensuring nutrition inputs into Pakistan 'Vision 2025' and Five-Year Plan, through technical support by partners, particularly the UN. Pakistan's Multi-Sectoral Nutrition

Strategy is being formulated. The National Fortification Strategy and Standards are being formulated. A nutrition budget analysis is planned by civil society organisations and building their capacities to ensure nutrition-sensitive policies and strategies is ongoing.

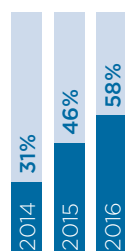
Aligning actions around a common results framework



The Multi-Sectoral Nutrition Strategy is being formulated with all stakeholders. Funds are being allocated with nutrition present in public sector development programmes. Annual development plans are addressing nutrition, which is a step towards improving nutrition in the country. UN agencies have aligned their programmes with

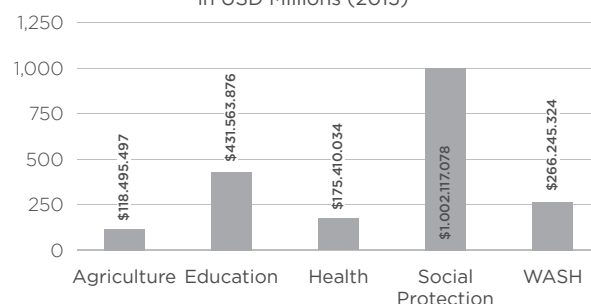
national nutrition-relevant policies, and a results framework is being developed for projects that are implementing under the Pakistan Partnership for Improved Nutrition Multi-Donor Trust Fund, which provides a good framework for inter-sectoral work at scale.

Financing tracking and resource mobilisation



Pakistan has developed a financial tracking mechanism, with the help of the UN Network, to track nutrition-related budgetary allocations in public and private sector programmes and activities also at the sub-national level. However, similar to other countries, only public sector allocations are available online, and reported on. Off-budget allocations still remain a big challenge. Financial tracking of nutrition-specific and nutrition-sensitive interventions is a challenge because they are usually tracked under health expenditures.

Nutrition-Relevant Allocations Across Government Sectors in USD Millions (2015)




2016-17 PRIORITIES

- Continued support and strengthening of SUN units at the national and sub-national level
- Development and implementation of the Pakistan Multi-sectoral Nutrition Strategy (to ensure alignment with the SDGs)
- Operationalisation of the SUN Business Network thematic working groups
- Ensuring the engagement of the Civil Society Alliance in advocacy and awareness-raising, especially among policy makers
- Capability building and utilisation of academia and research Institutions to promote nutrition teaching and research
- Rolling out of the public finance tracking mechanism at the sub-national level.



Joined: November 2010
Population: 31.15 million

Peru



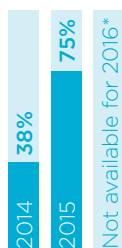
Institutional Transformations in 2015 - 16



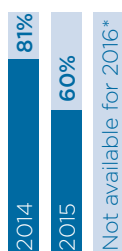
Bringing people together into a shared space for action



Ensuring a coherent policy and legal framework

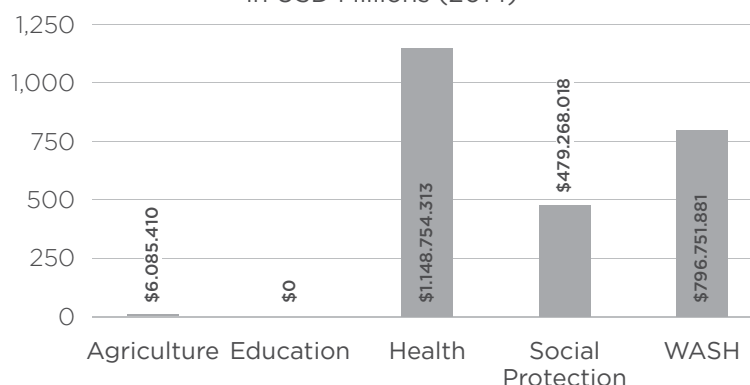


Aligning actions around a common results framework



Financing tracking and resource mobilisation

Nutrition-Relevant Allocations Across Government Sectors
in USD Millions (2014)





Joined: May 2014
Population: 101.56 million

Philippines



Institutional Transformations in 2015 - 16

Not available for 2014*
Not available for 2015*
2016 27%

Bringing people together into a shared space for action

The National Nutrition Council Governing Board and its Technical Committee (as per Executive Order No. 234 of 1986), convened by the Philippine Coalition of Advocates for Nutrition Security, is considered the multi-sectoral and multi-stakeholder coordinating structure. Its members include

relevant government agencies, a coalition of NGOs, and academia. The Council of Deans and heads of schools offering nutrition-dietetics courses represents academia. The National Nutrition Council Secretariat is the country focal point for the SUN Movement.

Not available for 2014*
Not available for 2015*
2016 62%

Ensuring a coherent policy and legal framework

The Philippine Coalition of Advocates for Nutrition Security convenes regular Multi-Stakeholder Platform meetings about existing policies. In the public sector, policy review is done through programme reviews, technical committee meet-

ings and the Cabinet Cluster on Human Development and Poverty Reduction, which looks at existing policies and gaps. Maternity leave has been prolonged and school-based feeding extended to 200 days.

Not available for 2014*
Not available for 2015*
2016 41%

Aligning actions around a common results framework

There is a need to strengthen the role of the National Nutrition Council so that it can better coordinate nutrition programmes, lobby for action in nutrition and ensure accountability of different agencies when targets are not met. Lacking availability or relevance of policies and

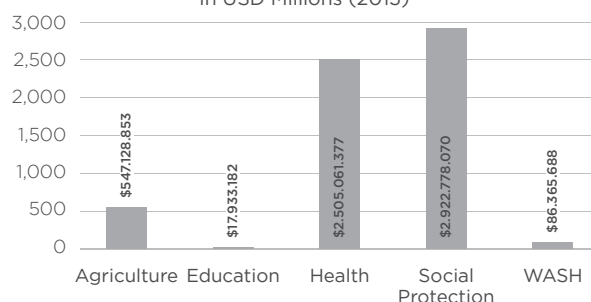
other resources is seen as a major constraint. Local Government unit support can be further strengthened. Not all research and development results conducted are translated into policies. The absence of a centralised information system to monitor progress remains a challenge.

Not available for 2014*
Not available for 2015*
2016 46%

Financing tracking and resource mobilisation

A tracking of investments exercise was carried out by the National Nutrition Council in collaboration with National Economic Development Authority (NEDA), the Department of Budget and Management, the Department of Health and UNICEF. More clarity about social audits, however, is needed. The official development assistance for nutrition is monitored by NEDA, estimated at approximately \$21.3 million, while the Government still remains the major source of funding for nutrition programmes.

Nutrition-Relevant Allocations Across Government Sectors in USD Millions (2015)



2016 total weighted
44%


2016-17 PRIORITIES

- The completion of the Philippine Plan of Action for Nutrition 2017-2022 and its results framework
- The strengthening of skills of key actors, such as Multi-Stakeholder Platform members
- The strengthening of individual or organisations' capacities to better engage with the Movement.



Joined: December 2011
Population: 11.36 million

Rwanda



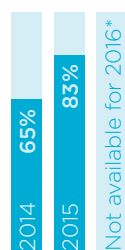
Institutional Transformations in 2015 - 16



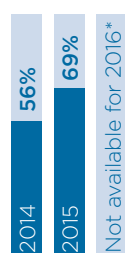
Bringing people together into a shared space for action



Ensuring a coherent policy and legal framework



Aligning actions around a common results framework



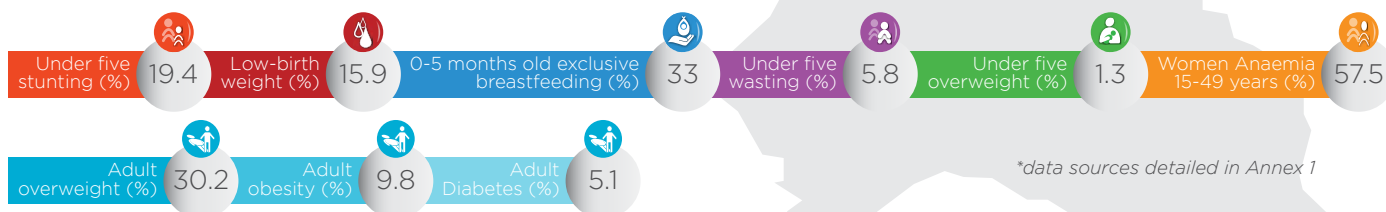
Financing tracking and resource mobilisation

**This denotes that a country has not completed the joint assessment in the given year.*



Joined: June 2011
Population: 12.87 million

Senegal



Institutional Transformations in 2015 - 16

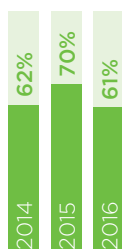
Bringing people together into a shared space for action



Equipped with a roadmap, the Fight Against Malnutrition Unit (CLM) piloted the creation of the National Nutrition Development Policy (PNDN) in 2015 and a Strategic Multi-Sectoral Nutrition Plan (PSMN) is in the process of being created in 2016. The Civil Society Platform continues its

structuring process and is expanding to the regions. An advocacy strategy is in place to widen the participation of relevant players, notably from the private sector, parliamentarians, academics, local authorities, along with economic, social and environmental councils.

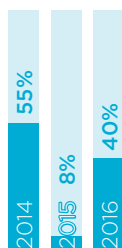
Ensuring a coherent policy and legal framework



A coherent political and legal framework for nutrition is in place at a national level. The global public policy monitoring framework (Joint annual review of the Emerging Senegal Plan) integrates nutrition. A number of analyses of policies and legislation were made in 2015-2016, in order to increase the coherence of the programmes, projects and initiatives in progress (Global alliance for resilience [AGIR], Assessment &

Research on Child Feeding [ARCH], New Alliance for Food Security and Nutrition [NASAN], National nutrition development plan [PNDN]). A strategy of advocacy and communication, centred on the 2016 PNDN, was drawn up by CLM with the support of REACH. Similarly, advocacy is currently being deployed toward decision-makers to reinforce legislation and create implementation guidelines for all parties involved.

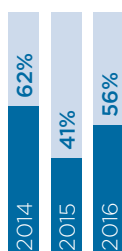
Aligning actions around a common results framework



The common results framework for nutrition in Senegal will consist of the PSMN is in the process of being created. Various studies are in progress, including a situational analysis, an analysis of the political context, an evaluation of organisational and institutional capacities, and a risk analyses.

Furthermore, workshops were held during the process of creating the PNDN to identify the sectors and actions relevant to nutrition, and an analysis was made of the omissions in the multi-sectoral information system.

Financing tracking and resource mobilisation



A study on nutrition financing is in progress in 2016 and could make it possible to orient the implementation of a financial monitoring and resource mobilisation system. The government has honoured its commitments concerning disbursements for nutrition. The situation is more

mixed on the side of the financial partners, but some have also honoured their commitments. The governmental contribution is flexible, stable and growing. The PSMN currently being created will make it possible to identify the financial needs of the nutrition sector.




2016-17 PRIORITIES

- To mobilise research in order to generate empirical data concerning the impact that actions are having on the slow-down in growth
- To develop and implement multi-sectoral advocacy and communication strategies
- Build on key stakeholders' skills in the areas of communication, negotiation, team and leadership spirit, planning and coordination
- Support capacity building for individuals and organisations, so that they can become more involved.



Joined: January 2012
Population: 6.04 million

Sierra Leone



Institutional Transformations in 2015 - 16

Bringing people together into a shared space for action



The coordination mechanism has been established, as per the 2013-16 Food and Nutrition Security Implementation Plan. Coordination mechanisms exist at the district level but need expanding to the chiefdom/community level. The national platform meets every two months however, at the district level, coordination mechanisms exist but

need to be strengthened in order to expand to chiefdom/community levels. The Vice President's Office hosts the fully functioning SUN Secretariat. Line Ministries (MOHS and MAFFS) have deepened their integration of nutrition into programmes, and have recruited more district nutritionists. There is a need to expand membership of various networks.

Ensuring a coherent policy and legal framework



The 2015-2017 National Ebola Recovery Strategy prioritises women and children, in particular. The rotation of executive officers and ministers to new posts has been seen in recent months, which, offers an opportunity to drive policy around a common results framework. Advocacy pushes

for the alignment of policies and legislation with the Implementation Plan. A series of nutrition-relevant policies are in the final stage of review or have been completed, on topics such as gender equality, agriculture, land, small and medium-sized enterprises, and food-based dietary guidelines.

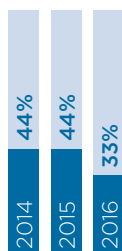
Aligning actions around a common results framework



The post-Ebola strategic plans are aligned with SUN principles, where women and children are at the core of all actions. All national nutrition policies are aligned with SUN, although the gradually, efforts to mainstream and rolling out to the districts have been gradual. District planning officers at district councils are key to align sectoral policies. National policies are

in line with SUN principles and used to develop action plans and to strengthen coordination at national and district levels. The UNDAF is aligned with the Implementation Plan and Agenda for Prosperity (A4P), with clearly defined targets. Joint monitoring is taking place but there is room for improvement and better coordination is needed.

Financing tracking and resource mobilisation



The National Food and Nutrition Security Implementation Plan has been costed. There is a need to review and develop the next five year Plan. The Government has completed a comprehensive budget tracking exercise, which provides informa-

tion on resource allocations and gaps. On this basis, the Government and partners are advocating for increased resources for nutrition. One of the challenges remains to turn pledges into actual payouts.



2016-17 PRIORITIES

- Strengthening the coordination of SUN Platforms at the national and district levels
- Evaluating the Food and Nutrition Security Implementation Plan to assess lessons learnt, challenges and the way forward.
- Increase the budget for nutrition within each line ministry
- Strengthening reporting, information sharing and documentation (M&E) within the national SUN Secretariat
- Continuing advocacy for the reduction of malnutrition and passing and promoting the International Code of Marketing of Breast-milk Substitutes before breastfeeding week in August 2017.



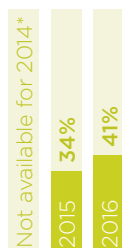
Joined: June 2014
Population: 6.79 million

Somalia



Institutional Transformations in 2015 - 16

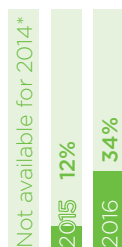
Bringing people together into a shared space for action



The Somali SUN Secretariat is hosted by the Prime Minister's Office, with his Health and Nutrition Advisor serving as the Movement's focal point. A SUN Inter-Ministerial Committee has been established and the first Committee meeting took place in December 2015. The Multi-Sectoral

Platform comprises eight ministries, in addition to the Prime Minister's Office. The UN SUN Network for Somalia was launched in April 2016. Puntland's Zonal SUN Secretariat is hosted in the Office of the Vice President. The Academia Network's first workshop was held on 24 March 2016.

Ensuring a coherent policy and legal framework



The Maximising Quality of SUN (MQSUN) Consortium has provided technical support to Somalia in reviewing and analysing available policies and strategies. A first draft of recommendations from this work was presented in May 2016. The National Development Plan (2017-19) is

being developed which will contain a chapter on nutrition. The Ministry of Health has updated its Strategic Plan and the Health and Nutrition Policy, with nutrition indicators. Nutrition has been mainstreamed in the Agriculture and Livestock Strategies, by respective ministries.

Aligning actions around a common results framework



A Nutrition Causal Analysis was carried out in 2015, which is seen as the guiding framework for nutrition interventions in Somalia. A common

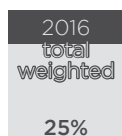
results framework is under development, with the technical support of the WHO and other UN partners.

Financing tracking and resource mobilisation



The Nutrition Action Plan and the Health Sector Strategic Plan, which also captures nutrition components, have been costed. Costing of all humanitarian projects, for all sectors, is covered by the Humanitarian Plan, which also ensures that there is a nutrition-sensitive component to

all proposals. The Public Finance Management (PMF) system was recently developed in Somalia and is in the early stages of implementation. Most funding however still goes to humanitarian-focused endeavours.



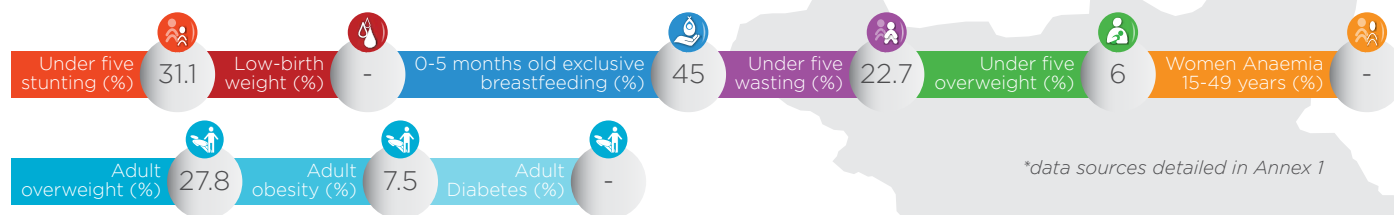
2016-17 PRIORITIES

- The development and implementation of a common results framework
- The inclusion of nutrition in the National Development Plan
- Further strengthening of the national SUN Movement Secretariats and the Secretariats for the three zones (Puntland, Somaliland and Central Somalia).



Joined: June 2013
Population: 11.07 million

South Sudan

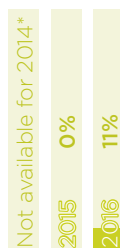


Institutional Transformations in 2015 - 16

Bringing people together into a shared space for action

The past year has been a period of reorganising and strategising for the revitalisation of SUN Movement activities. The focus has been on bringing different stakeholders together, so they, in turn, can form their networks, in a bid to create a Multi-Stakeholder Platform. However,

a worsening of the political climate in South Sudan has led to competing, pressing priorities in the country. The Steering Committee - comprising the Government and UN agencies - is working towards the establishment of a Multi-Stakeholder Platform.



Ensuring a coherent policy and legal framework


South Sudan has, since 2009, had a draft Nutrition Policy, which the Ministry of Health, with the assistance of other stakeholders, is reviewing in

a bid to ensuring its endorsement, in addition to developing nutrition-related legal frameworks and strategies.



Aligning actions around a common results framework

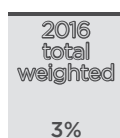
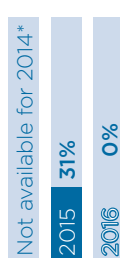
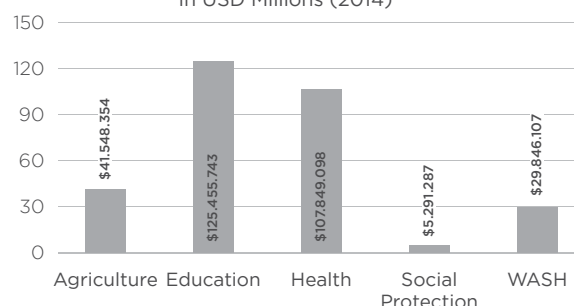
No progress has been documented due to the ongoing conflict.



Financing tracking and resource mobilisation

South Sudan participated in the financial tracking exercise which took place in 2015-16 and a detailed analysis of nutrition-specific and sensitive allocations has been carried out.

Nutrition-Relevant Allocations Across Government Sectors in USD Millions (2014)



2016-17 PRIORITIES

- High-level advocacy meetings and capacity-building workshops are planned to be held for senior government staff, including undersecretaries and Ministers of line ministries, Members of Parliament, and representatives of UN agencies, development partners and civil society organisations
- A national workplan will be developed and a re-launch of the SUN Movement is to be held, with the presence of high-level government leaders and stakeholders
- Continuing working towards the establishment of a Multi-Stakeholder Platform
- Aligning actions around a common results framework.



Joined: October 2012
Population: 20.68 million

Sri Lanka



Institutional Transformations in 2015 - 16



Bringing people together into a shared space for action

Sri Lanka's high-level National Nutrition Council (NNC), chaired by the President, brings together 14 line Ministers, Chief Ministers of Provinces, and Members of Parliament from all parties. The implementation body of the NNC is the National Steering Committee on Nutrition (NSCN), and

is replicated at the sub-national level including the provincial, district and divisional level, and convenes the Secretaries of the line Ministries, Chief Secretaries of Provinces, civil society representatives, and development partners, including UN agencies.

Ensuring a coherent policy and legal framework

The National Nutrition Policy (NNP) 2010-2018, complemented by a Strategic Plan (2009) aims to ensure optimal nutrition throughout the lifecycle by enhancing the capacity to deliver interventions, advocate and build partnerships. The NNP is

currently being reviewed with a multi-stakeholder consultation. Nutrition is also mainstreamed in to sectoral policies, including, agriculture, livestock, non-communicable diseases, early childcare development, and school canteen guidelines.

Aligning actions around a common results framework

The implementation of the Multi Sector Action Plan for Nutrition (MsAPN) is coordinated by the National Nutrition Secretariat (NNS) through line ministries and the government administrative structure at the sub-national level (provinces, districts, divisions and villages). Detailed

workplans with guidance for implementation are available, and quarterly progress reports are sent by district and divisional secretariats to the NNS. A web-based information system for identification of nutritionally-at-risk households allows performance evaluation.

Financing tracking and resource mobilisation

More than 95% of the allocations for nutrition programmes are from public finances. The national budget has introduced a separate budget line approved by Parliament, which is dedicated to nutrition. A total of 100 million Sri Lankan rupees (LKR) (approximately \$0.7 million)

were allocated for the 2015-2016 budget year. UN agencies are contributing to reduce the financial gaps and civil society organisations are monitoring progress and allocating resources to all ongoing programmes.

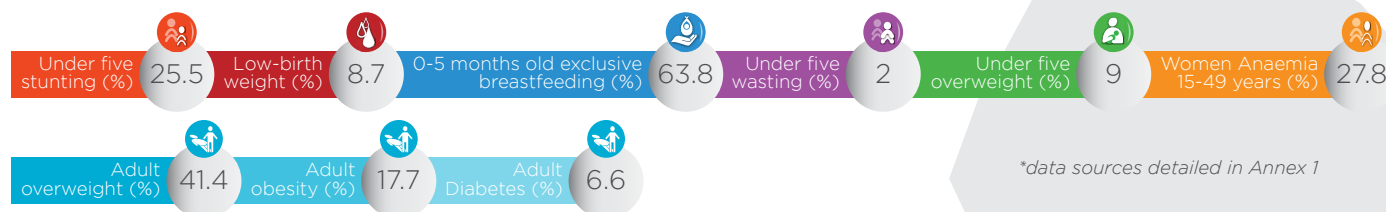
2016-17 PRIORITIES

- Strategic planning to define the actions to be included in the common results framework
- Development of a monitoring and evaluation framework
- Developing, updating or implementing multi-sectoral advocacy and communication strategies
- Analysis of guidance for institutional frameworks at national and subnational levels, including the MSP, coordination mechanisms, stakeholder groups, or others.



Joined: November 2013
Population: 1.11 million

Swaziland



Institutional Transformations in 2015 - 16

Not available for 2014*
2015 38%
Not available for 2016*

Bringing people together into a shared space for action

Not available for 2014*
2015 24%
Not available for 2016*

Ensuring a coherent policy and legal framework

Not available for 2014*
2015 12%
Not available for 2016*

Aligning actions around a common results framework

Not available for 2014*
2015 42%
Not available for 2016*


Financing tracking and resource mobilisation

**This denotes that a country has not completed the joint assessment in the given year.*



Joined: September 2013
Population: 8.44 million

Tajikistan



Institutional Transformations in 2015 - 16

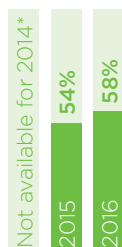
Bringing people together into a shared space for action



The Ministry of Health and Social Protection has continued to bring together multi-sectoral stakeholders in 2015-16. Increased engagement was seen by other Ministries such as the Ministries of Finance, Economic Development and Trade and Education. UNICEF and USAID assisted the

Government in making the Platform operational. The Donor Coordination Council played a catalytic role in advocating for the inclusion of food security and nutrition in the National Development and Mid-term Development Strategies. GAIN is supporting the formation of the Business Network.


Ensuring a coherent policy and legal framework



In 2015-16, some key nutrition achievements have been seen. For instance, food security and nutrition has been included as a separate goal in the new National Development and Mid-Term Development Strategies. Policymakers have shown increased focus on flour fortification and salt iodisation.

Furthermore, for the first time, parliamentarians have been brought onboard to promote nutrition-related policies and programming. Many policies and strategies have been revised and consolidated through a nutrition lens.

Aligning actions around a common results framework



Tajikistan mobilised technical assistance from the Maximising Quality of Scaling Up Nutrition (MQSUN) Consortium to develop a common results framework (CRF) and a costed Multi-Sectoral Action Plan for nutrition. In August 2015 a programming gap analysis was undertaken,

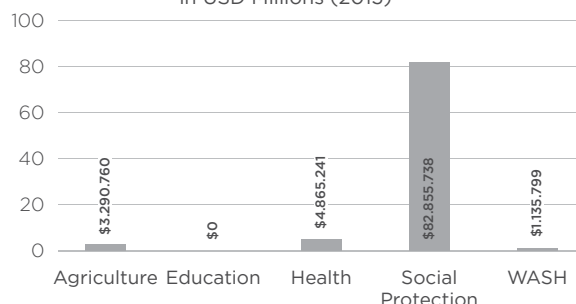
followed by a high-level workshop to agree on common goals (such as alignment with 2025 World Health Assembly targets) for the CRF and to start discussing sectoral priorities. A study tour to Nepal took place in May 2016 for a 15-member Tajik delegation.

Financing tracking and resource mobilisation



Tajikistan took part in a financial tracking exercise during the reporting period and the final outcomes are available for the 2014 and 2015 budgets. The plan is to include off-budget allocations in future analysis. The exercise led to improved collaboration between the Ministries of Health and Social Protection and Finance. In 2016, the Ministry of Health and Social Protection has embarked on and exercise to define and cost the essential maternal, neonatal, child and adolescent health and nutrition service package offered.

Nutrition-Relevant Allocations Across Government Sectors in USD Millions (2015)



2016-17 PRIORITIES

- The finalisation of the common results framework and Multi-Sectoral Action Plan are two priority areas. A high-level national conference on nutrition is planned for to coincide with the CRF launch
- The inclusion of nutrition in the President's annual speech (for primo 2017) is planned for, also with a view to proclaim 2017 a year of nutrition in Tajikistan.



Joined: June 2011
Population: 45.80 million

Tanzania



Institutional Transformations in 2015 - 16

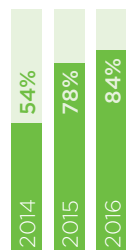
Bringing people together into a shared space for action



In Tanzania, multi-stakeholder coordinating structures - e.g. the High-Level Steering Committee on Nutrition, coordinated by the Prime Minister's Office - and multi-sectoral steering committees for nutrition at regional and district levels have been set up and are well functioning. The platforms meet bi-annually and quarterly, respectively, with

appointed coordinators and terms of reference. Efforts to mobilise a broader membership and increase the engagement with other actors in the areas of gender equality, WASH and social protection have been taking place during the reporting period. Documenting and ensuring follow-up of agreed actions remain key challenges.

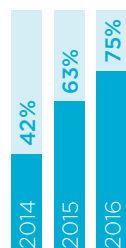
Ensuring a coherent policy and legal framework



The legal framework, in addition to policies, strategies, and action plans on nutrition have been put in place in Tanzania. A joint national multi-sectoral review analysing the implementation of the National Nutrition Strategy takes place

annually. In a bid to better enforce the legal framework and related policies, nutritionists are being hired in every region or district to monitor the implementation of nutrition programmes and the enforcement of the national legal framework.

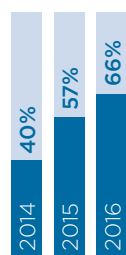
Aligning actions around a common results framework



The 2011/12 - 2015/16 National Nutrition Strategy has been used to develop strategic objectives that can be seen to contain certain aspects of a common results framework. Its revised version, the National Multi-Sectoral Nutrition Action Plan

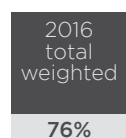
(NMNAP) for 2016/17-2020/21 is being developed, with a Common Results, Resources and Accountability Framework.

Financing tracking and resource mobilisation



Financing for nutrition is captured in the public expenditure reviews of the nutrition sector, every two to four years, in addition to the annual joint multi-sectoral nutrition review. To enhance nutrition financing tracking and resource mobilisation, the Multi-Sectoral Platform intends to: develop a resource mobilisation strategy to

support the costed National Multi-Sectoral Nutrition Action Plan, targeting resources from the Government, donors and the private sector; to advocate for more private sector resources; and to improve financial tracking through the Action Plan's Common Results and Accountability Framework.



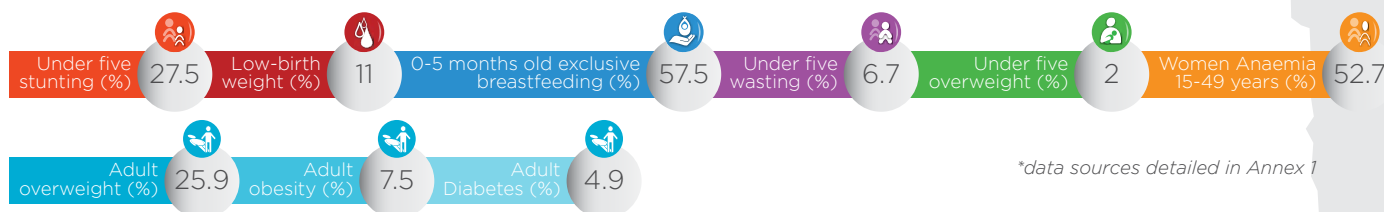
2016-17 PRIORITIES

- Finalise the development of the five-year National Multi-Sectoral Nutrition Action Plan (NMNAP) (2016/17-2020/21), cost it and include a Common Results, Resources and Accountability Framework
- Finalise the national advocacy plan and briefs targeting specific groups
- Organise an annual joint multi-sectoral nutrition review (JMNR) in October 2016 to evaluate the implementation of the National Nutrition Strategy (2011/12 - 2015/16)
- Organise zonal meetings on planning and budgeting for nutrition by local government areas (2017-18).



Joined: March 2014
Population: 6.97 million

Togo



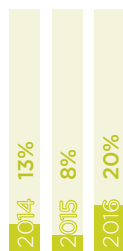
*data sources detailed in Annex 1

Institutional Transformations in 2015 - 16

Bringing people together into a shared space for action

The Decree establishing the Multi-Sectoral Platform for nutrition is currently being finalised and approved. Certain members have been

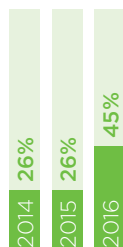
officially named by their structure to participate in the activities of the Multi-Sectoral platform.



Ensuring a coherent policy and legal framework

Advocacy has begun, in collaboration with the United Nations Children's Fund (UNICEF), the World Health Organization, GIZ (Germany) and other partners, in favour of evaluating and revising

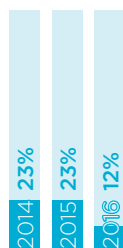
the 2012-2015 National strategic food and nutrition plan, taking greater account of multi-sectorality and improved budgeting.



Aligning actions around a common results framework

There are sectoral reports available, but they have not been created in an integrated way. Each sector produces a report on its nutrition activities but no

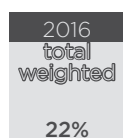
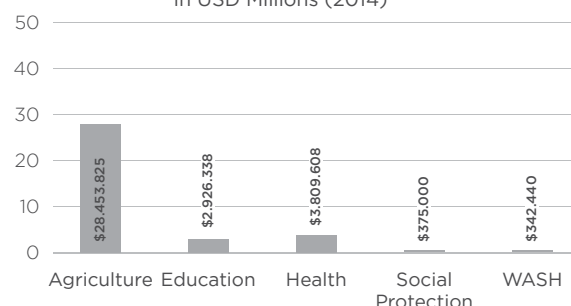
collective synthesis has been carried out. This is due to the fact that the common results framework has not yet been defined.



Financing tracking and resource mobilisation

Mapping of nutrition activities is envisaged for 2017, in order to evaluate needs for additional financing. Togo needs technical and financial assistance to create a new, costed, multi-sectoral nutrition action plan, and a common results framework.

Nutrition-Relevant Allocations Across Government Sectors in USD Millions (2014)



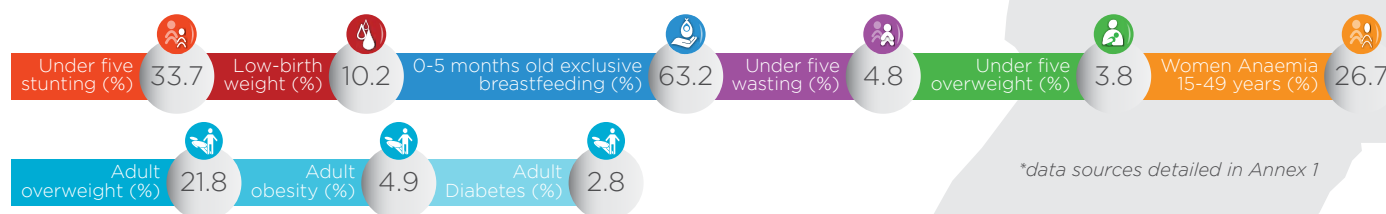
2016-17 PRIORITIES

- To pursue advocacy in favour of signing the decree establishing the Multi-Sectoral Nutrition Platform
- To evaluate the 2012-2015 National Strategic Food and Nutrition Plan
- To create a new policy and a new, costed, multi-sectoral nutrition action plan
- To create a common results framework.



Joined: March 2011
Population: 40.32 million

Uganda



*data sources detailed in Annex 1

Institutional Transformations in 2015 - 16

Bringing people together into a shared space for action



In Uganda, multi-sectoral coordination for nutrition is happening both at the central and local level – through established and strengthened coordination structures. The national platform is anchored in the Office of the Prime Minister, and the District Nutrition Coordination Committees (DNCCs) are

in place in all districts, with strengthened capacity to support the development of nutrition action plans supporting districts to ensure District Nutrition Action Plans are placed and prioritised in the District Development Plans. Further institutional and human capacity-building is needed.

Ensuring a coherent policy and legal framework



Nutrition is now a priority in all policies, for instance, in the Second National Development Plan (2015/16-2019/20), Uganda Vision 2040, the Health Sector Strategic Plan and the Agriculture Sector Strategic Plan. A nutrition issue paper was

used to inform the development of the National Development Plan. A multi-sectoral Nutrition Policy and Strategy is being developed. Challenges still exist in terms of the implementation and enforcement of the legal framework in Uganda.

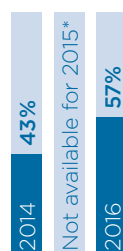
Aligning actions around a common results framework



The Uganda Nutrition Action Plan (2011-2016) has a Common Results Framework, with a draft monitoring and evaluation (M&E) framework. The development of a national nutrition information system can be seen as a key priority.

At the sub-national level, 55 districts are in the process of developing district nutrition action plans and M&E frameworks. Generally, there is need to build capacity for both coordination and M&E in Uganda.

Financing tracking and resource mobilisation



The Uganda Nutrition Action Plan (2011-2016) is costed, as are the sector-specific workplans. Sectors create quarterly reports where they show their planned expenditure. Partners are supporting the Government in identifying weak-

nesses and gaps, as well as mechanisms available for addressing these gaps. Although pledges normally are translated into actual payments, these are not adequate to cover all nutrition needs identified.



2016-17 PRIORITIES

- Support better data management (a national nutrition information system)
- Support cost estimates needed to implement actions, in addition to financial tracking at the national and/or sub-national level
- Support with the development of guidelines for a common results framework (CRF) at the sub-national level.



Joined: January 2014
Population: 90.73 million

Vietnam



*data sources detailed in Annex 1

Institutional Transformations in 2015 - 16

Bringing people together into a shared space for action

Vietnam's National Institute of Nutrition (NIN) is the convening body responsible for research, training and implementation. The Nutrition Working Group, an official technical working group within the Health Partnership Group is the Multi-Stakeholder Platform co-chaired by NIN

and UNICEF, and was convened regularly every six weeks over the past year. The health sector has decentralised coordination structures in 63 provinces. Recent efforts include the reaching out to Education, Agriculture, and Social Affairs Ministries to involve them for the nutrition agenda.



Ensuring a coherent policy and legal framework

The National Nutrition Strategy 2011-2020 is in place and the National Nutrition Action Plan 2016-2020 (NPAN) is under development. The legal enforcement of the Code on Marketing of Breast-milk Substitutes, maternity leave for up to six months, and food fortification are all in place.

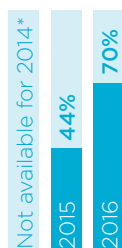
Stunting has been included as an indicator in the National Health Action Plan 2016-2020, and its inclusion in the Socio-Economic Development Plan is under consideration. A Children's Law supporting nutritional care for pregnant women, infants and young children is also being ratified.



Aligning actions around a common results framework

The NPAN, which will serve as the national guideline for mainstreaming nutrition into sectoral policies, is currently being developed with actions and revised indicators. The NPAN is being costed for the nutrition-specific and -sensitive interventions and

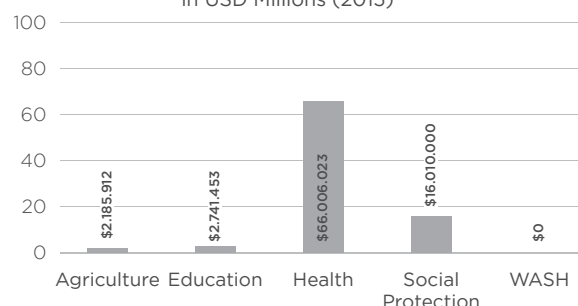
a mid-term review has been planned for sharing the lessons learnt. The Nutrition Surveillance system collects, analyses and communicates the agreed indicators, with regular progress reports disseminated to nutrition stakeholders.



Financing tracking and resource mobilisation

Resources for implementation are mobilized and allocated in alignment with the national strategy and plan. In 2015-2016, at provincial levels, annual planning and action have taken place but the major budget for nutrition specific interventions is coming from the central government budget. The national nutrition budget is reviewed and adjusted based on analysis of annual reports, data from Nutrition Surveillance system, and joint reviews and visits made by government authorities.

Nutrition-Relevant Allocations Across Government Sectors in USD Millions (2015)



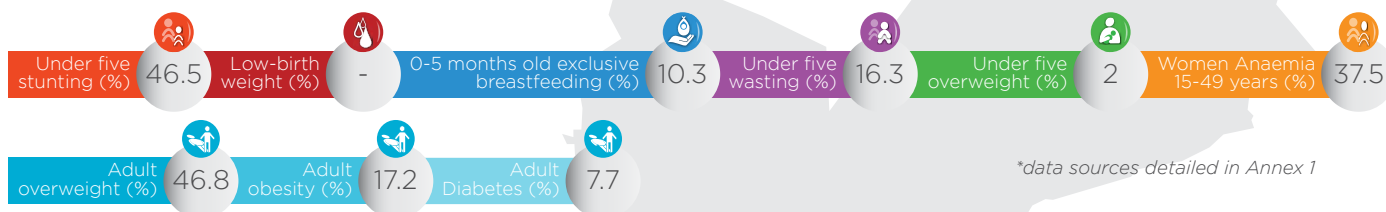
2016-17 PRIORITIES

- Estimating the costs to implement actions, and financial tracking at the national and sub-national levels
- Utilising high-level events, partnerships and communication channels for leveraging commitments, generating investments and enhancing the use of data
- Engaging nutrition champions to position nutrition as a priority at all levels.



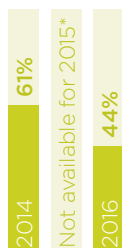
Joined: November 2012
Population: 25.96 million

Yemen



Institutional Transformations in 2015 - 16

Bringing people together into a shared space for action



A SUN Movement Steering Committee exists and a Technical Committee was created in April 2015. The SUN National Secretariat convenes ad hoc meetings despite the lack of regular meetings due to the ongoing conflict. The Secretariat has been active in monitoring the implementation

of different sectors. A strategic shift of support has been seen: most nutrition initiatives fall under the umbrella of humanitarian emergency programmes. The Secretariat is also a part of the Integrated Food Security Phase Classification Technical Committee.

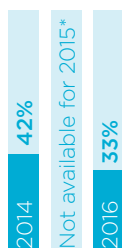
Ensuring a coherent policy and legal framework



No advocacy and communication strategy or plan has been created. However, during the reporting period, sporadic advocacy activities by stakeholders have been held to implement the Multi-Sectoral Plan. One good example is the level of coordination for the Yemen Humanitarian

Response Plan, which has been approved and endorsed. Yemen has some of legislation on nutrition, mainly relating to maternity protection and breastfeeding and food fortification with micronutrients.

Aligning actions around a common results framework



A coordination mechanism on nutrition exists via the UN clusters, as per the Yemen Humanitarian Response Plan and the 'Who is Where, When, doing What' (4Ws) mapping. A survey assessing nutrition programmes has been implemented and analysed. The SUN Plan was recently

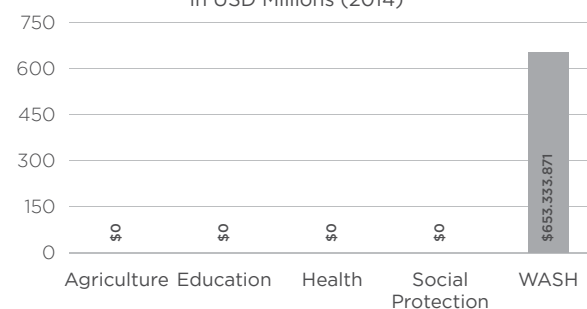
reviewed and is seen to have clear objectives and division of responsibilities. Although information management for the SUN Secretariat is not in place, there is access to information through other sources including the Integrated Food Security Phase Classification system.

Financing tracking and resource mobilisation



The SUN Plan includes budget estimates for each sector, although the sectors' budget estimates do not necessarily cover all aspects of the Plan due to the crisis. All SUN stakeholders have reviewed their contributions to this Plan. Also, the Humanitarian Response Plan covers nutrition, health and WASH as key standalone components. Sectoral financial reports are submitted to the Ministry of Planning and International Cooperation regularly. There has however been no increase in the national budget for nutrition because of the crisis.

Nutrition-Relevant Allocations Across Government Sectors in USD Millions (2014)



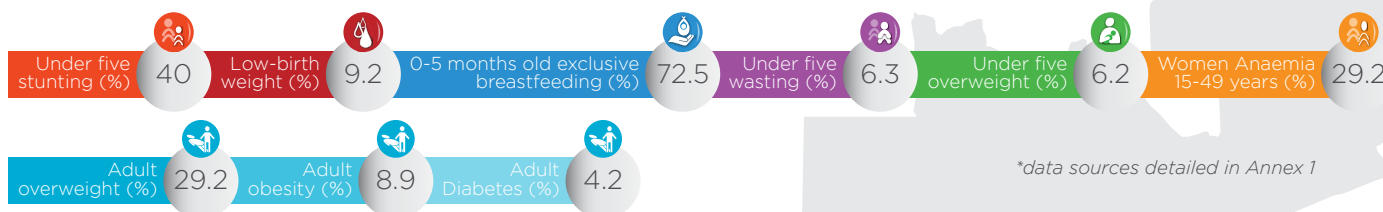
2016-17 PRIORITIES

- The SUN Plan and priorities therein need to be adopted by each cluster's sector-specific action plan
- More advocacy for development activities and not only emergency interventions is needed
- SUN Secretariat activities should complement those of the Food Security Secretariat, so as to have more synergies in areas such as data management. More capacity development is needed.



Joined: December 2010
Population: 15.47 million

Zambia



Institutional Transformations in 2015 - 16

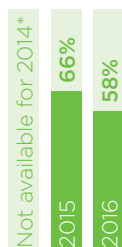
Bringing people together into a shared space for action



In Zambia, the national Multi-Stakeholder Platform has been strengthened, with the designation of the Permanent Secretary of the Ministry of Health as Chair by the Special Committee of Permanent Secretaries in November 2015. The District Nutrition Coordinating Committees (DNCC) are being

expanded to new districts beyond the current 14, and ad hoc Provincial Nutrition Coordinating Committees are also in place. To sustain these structures, there is need to formalise coordination structures at the subnational level and further internalise the multi-sectoral approach within ministries.

Ensuring a coherent policy and legal framework



A draft Food and Nutrition Bill has been developed after a series of consultations with stakeholders. It has been approved by the Cabinet and awaits approval by the Parliament. The current Food and Nutrition Policy was adopted in 2006 and

is earmarked for review in 2016, alongside the National Food and Nutrition Strategic Plan 2011-2015. The active engagement of politicians, especially at the parliamentary level has helped raise the profile of nutrition.

Aligning actions around a common results framework



Components of the common results framework are in place as per the First 1,000 Most Critical Days Programme and the National Food and Nutrition Strategic Plan 2011-2015. However, the accountability component is yet to be developed. A Joint Annual Review was undertaken in October 2015 by nutrition development partners and the

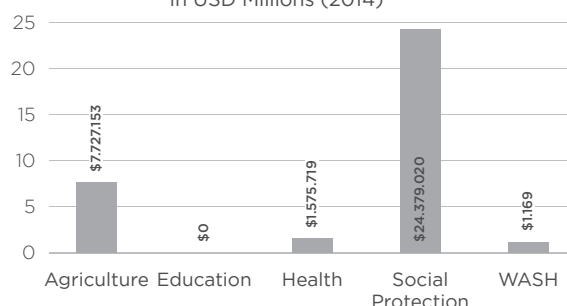
Government, focusing on 14 districts although it needs to be expanded to all districts with nutrition-specific and nutrition-sensitive interventions. From the joint supportive visits carried out in November 2015 by multi-sectoral technical teams, good practices emerged that need to be documented.

Financing tracking and resource mobilisation



A budget tracking exercise tracking resource allocations for nutrition-specific and sensitive programmes was conducted in 2015-2016 with support from civil society. The findings, which included the need for institutionalising the reporting obligation, were shared with various key stakeholders, such as the Special Permanent Secretaries' Committee on Nutrition. The SUN Donor Network has advocated for an increased number of donors to fund nutrition via the in-country SUN fund mechanism, resulting in more donors supporting SUN priority interventions.

Nutrition-Relevant Allocations Across Government Sectors in USD Millions (2014)



2016-17 PRIORITIES

- Strategic planning to define actions to be included in the common results framework
- Develop guidelines to organise and manage the CRF at the sub-national level
- Support better management of data at all levels
- Improved cost estimates for actions at the national and/or sub-national level
- Build a national nutrition investment case, supported by data and evidence.



Joined: June 2011
Population: 13.94 million

Zimbabwe



Institutional Transformations in 2015 - 16

Bringing people together into a shared space for action



Multi-stakeholder Food and Nutrition Security Committees (FNSCs) are functioning at the national and district level. The FNSCs have enabled 8 Provincial FNSCs in the establishment of district committees in 33 out of 60 districts. The community-based multi-sectoral approach

for food and nutrition security has ensured the establishment of 118 Ward Food and Nutrition Security Committees. SUN networks have been established and function well, with a need to further engage the academic and research community and formalise a business network.

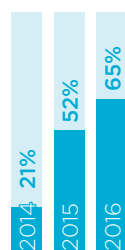
Ensuring a coherent policy and legal framework



The National Food and Nutrition Security Policy, launched in 2013, is the overarching framework for nutrition in Zimbabwe. Efforts to further engage parliamentarians to ensure the Government honours their commitments, as per this Policy, have been made. The Zimbabwe Civil Society

Alliance (ZCSOSUNA) helps ensure that the voices of local communities are taken into account in national and global financial, legal, programmatic and political commitment to scale up nutrition. More work is needed to ensure proper follow up to implement existing national policies.

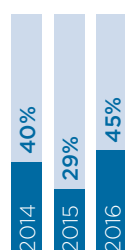
Aligning actions around a common results framework



In April 2015 the National Nutrition Strategy – the SUN common results framework – was launched. The tracking of the implementation of the common results framework is ongoing through the Committees. A comprehensive food and nutrition security information system is being

developed to track progress of indicators and the Multi-Stakeholder Platform intends to conduct a joint mapping exercise and develop a database of who is doing what and where. Networks generally align actions to national priorities outlined in policies and strategies.

Financing tracking and resource mobilisation



The National Nutrition Strategy is costed and estimates the financial resources needed to address the six key thematic areas during the period 2014-2018. Mapping on current spending still requires substantial analysis to identify both nutrition-specific and sensitive interventions

which contribute to specific key result areas and national nutrition commitments. There is need to strengthen resource mobilisation for the Government and development partners, to address financial shortfalls in the nutrition sector.



2016-17 PRIORITIES

- High-level engagement, including nutrition champions and parliamentarians, for legislative advocacy, budget allocation for nutrition and public outreach
- Building national investment cases, supported by data and evidence, to drive nutrition advocacy through initiatives such the Cost of Hunger
- Strengthening of skills of multi-stakeholder platform members including Food and Nutrition Security Committees and SUN Networks
- Support with strengthening capacity of individual networks including the Donor, CSA, Business and UN Networks.



Annexes

Annex 1

Explanation of indicators chosen for the 2016 Annual SUN Movement Progress Report

This report includes nine nutrition statistics, as per the 2016 Global Nutrition Report. These relate to the Global Targets 2025 to improve Maternal, Infant, and Young Child Nutrition, adopted by the World Health Assembly (WHA), and three nutrition-related targets of the Global Monitoring Framework for the Prevention and Control of non-communicable diseases (NCDs). Five WHA target statistics are based on data from the UNICEF, WHO and World Bank inter-agency team, whereas anaemia is based on global estimates (three exceptions were made as Costa Rica, El Salvador and Madagascar have validated national-level data on anaemia). The NCD nutrition targets are based on multiple sources, as explained below.

WHA statistics: Under five stunting, under five wasting, under five overweight, exclusive breastfeeding and low birth weight is based on data from the UNICEF, WHO and World Bank inter-agency team. Nationally representative anthropometry estimates, following the vetting process by each agency and once collectively agreed upon, are included in the regularly updated joint dataset.

Anaemia in women: This indicator is based on the global estimates of the Nutrition Impact Model Study Group for Anaemia and used in the Global Nutrition Report (2011). Costa Rica, El Salvador and Madagascar have validated national-level data on anaemia, which makes their data exceptions in this case.

Adult diabetes: Adult blood sugar is one indicator for diabetes (NCD Target 7). This indicator measures fasting blood glucose through population-based surveys and surveillance systems and is based on the World Health Organization's Global Health Observatory data repository indicator (2014) "Raised fasting blood glucose (≥ 7.0 mmol/L or on medication)".

Adult overweight and obesity: This report uses two indicators for measuring adult overweight and obesity (NCD Target 7). The two indicators measure body-mass indexes based on height and weight through population-based surveys and surveillance systems. The indicators are separated by different thresholds, where the prevalence of adult overweight is recorded with a body mass index of >25 , while adult obesity is recorded with a body mass index of >30 . This data is based on the World Health Organization's Global Health Observatory data repository indicator (2014).

This report does not include data on adolescent overweight and obesity as well as salt intake levels because they are not defined as global nutrition targets by the 2016 Global Nutrition Report.

SUN Country Nutrition Indicator Statistics

| Country | Under 5 stunting | Under 5 wasting | Under 5 overweight | Year | Source | Low birthweight |
|---|------------------|-----------------|--------------------|------|--|-----------------|
| BANGLADESH | 36.1 | 14.3 | 1.4 | 2014 | Bangladesh demographic and health survey 2014: Key indicators. Demographic and Health Surveys. Dhaka, Bangladesh, and Rockville, Maryland, USA: NIPORT, Mitra and Associates and ICF International, 2015 (pending reanalysis). | 21.6 |
| BENIN | 34.0 | 4.5 | 1.7 | 2014 | Enquête par grappes à indicateurs multiples (MICS), 2014, Bénin. | 12.5 |
| BOTSWANA | 31.4 | 7.2 | 11.2 | 2007 | 2007 Botswana family health survey IV report. Gaborone, Botswana: CSO, 2009 (and additional analysis by UNICEF). | - |
| BURKINA FASO | 32.9 | 10.9 | - | 2012 | Enquête nutritionnelle nationale 2012 - SMART method | 16.2 |
| BURUNDI | 57.5 | 6.1 | 2.9 | 2010 | Enquête démographique et de santé Burundi 2010. Demographic and Health Surveys. Burundi | 10.7 |
| CAMBODIA | 32.4 | 9.6 | 2.0 | 2014 | Cambodia Demographic and Health Survey 2014 Key Indicators Report | 8.2 |
| CAMEROON | 31.7 | 5.2 | 6.7 | 2014 | Enquête par grappes à indicateurs multiples (MICS5), 2014, Rapport de résultats clés. Yaoundé, Cameroun, Institut National de la Statistique, 2015. | 7.6 |
| CHAD | 39.9 | 13.0 | 2.5 | 2015 | Enquête démographique et de santé et à indicateurs multiples du Cameroun 2011. Demographic and Health Surveys and MICS. Calverton, Maryland, USA : INS et ICF International, 2012 (and additional analysis) | 20.0 |
| COMOROS | 32.1 | 11.1 | 10.9 | 2012 | Enquête démographique et de santé et à indicateurs multiples aux Comores 2012. Demographic and Health Surveys and MICS. Rockville, MD 20850, USA : DGSP et ICF International, 2014 (and additional analysis). | - |
| CONGO | 21.2 | 8.2 | 5.9 | 2015 | Enquête par grappes à indicateurs multiples, MICS5 CONGO 2014-2015, Rapport de résultats clés. Brazzaville, Congo, INS et UNICEF, 2015. | 10.0 |
| COSTA RICA | 5.6 | 1.0 | 8.1 | 2008 | Encuesta nacional de nutrición 2008-2009. San Jose, Costa Rica, 2011. | 7.2 |
| CÔTE D'IVOIRE | 29.6 | 7.6 | 3.2 | 2012 | Enquête démographique et de santé et à indicateurs multiples de Côte d'Ivoire 2011-2012. Demographic and Health Surveys and MICS. Calverton, Maryland, USA : INS et ICF International, 2012 (and additional analysis). | 14.2 |
| DEMOCRATIC REPUBLIC OF THE CONGO | 42.6 | 8.1 | 4.4 | 2013 | Enquête démographique et de santé en République Démocratique du Congo 2013-2014. Demographic and Health Surveys. Rockville, Maryland, USA : MPSMRM, MSP et ICF International, 2014 (and additional analysis). | 10.0 |
| EL SALVADOR | 14.0 | 2.0 | 6.0 | 2014 | Encuesta nacional de salud 2014 - Encuesta de indicadores multiples por conglomerados 2014, Resultados principales. San Salvador, El Salvador: Ministerio de Salud e Instituto Nacional de Salud. | 9.0 |
| ETHIOPIA | 40.4 | 8.7 | 2.6 | 2014 | Ethiopia mini demographic and health survey 2014. Addis Ababa, Ethiopia, 2014. | 10.8 |
| THE GAMBIA | 24.5 | 11.5 | 2.7 | 2013 | The Gambia Demographic and Health Survey 2013. Banjul, The Gambia, and Rockville, Maryland, USA: GBOS and ICF International, 2014. | 10.2 |
| GHANA | 18.8 | 4.7 | 2.6 | 2014 | Ghana Demographic and Health Survey 2014 Key Indicators Ghana Statistical Service Accra, Ghana Ghana Health Service Accra, Ghana | 10.0 |
| GUATEMALA | 46.5 | 0.7 | 4.7 | 2015 | Encuesta Nacional de Salud Materno Infantil 2014-2015. Ciudad de Guatemala, Guatemala, 2015. | 11.4 |
| GUINEA | 31.3 | 9.9 | 3.8 | 2012 | Enquête démographique et de santé (EDS-IV) et enquête par grappe à indicateurs multiples (MICS). L'EDS-MICS 2012. Conakry, Guinée et Calverton, MD: INS et ICF, 2013 (and additional analysis). | - |

| Source | 0-5 months exclusive breastfeeding | Source | Anaemia in women ⁱ | Adult overweight ⁱⁱ | Adult obesity ⁱⁱⁱ | Adult diabetes ⁱⁱⁱ |
|--|------------------------------------|--|-------------------------------|--------------------------------|------------------------------|-------------------------------|
| DHS 2011 | 55.0 | DHS 2014 | 43.5 | 18.1 | 3.6 | 8.0 |
| Enquête par grappes à indicateurs multiples (MICS), 2014, Bénin, | 41.4 | Enquête par grappes à indicateurs multiples (MICS), 2014, Bénin. | 49.6 | 28.9 | 9.3 | 5.1 |
| - | 20.3 | Family Health Survey 2007. | 28.5 | 48.0 | 22.4 | 6.0 |
| DHS 2010 | 50.1 | NNS 2014. | 49.5 | 23.6 | 6.3 | 4.2 |
| Enquête démographique et de santé Burundi 2010. Demographic and Health Surveys.Burundi | 69.3 | Enquête démographique et de santé Burundi 2010. Demographic and Health Surveys.Burundi | 20.9 | 15.5 | 2.6 | 2.6 |
| DHS 2010 | 65.0 | Cambodia Demographic and Health Survey 2014 Key Indicators Report | 43.8 | 17.6 | 3.2 | 5.0 |
| DHS 2011 | 28.2 | MICS 2014 | 41.5 | 33.5 | 11.4 | 5.9 |
| 2010 | 0 | DHS KFR 2014 | 46.6 | 25.8 | 8.1 | 4.7 |
| - | 12.1 | DHS/MICS 2012 | 30.8 | 24.6 | 6.6 | 4.6 |
| DHS 2011-2012 | 20.5 | DHS 2011-2012 | 50.7 | 33.6 | 11.0 | 5.9 |
| Encuesta nacional de nutricion 2008-2009 | 33 | MICS 2011 | 9.9 ⁱⁱⁱ | 60.4 | 24.3 | 5.7 |
| DHS 2011-2012 | 12.1 | DHS 2011-2012 | 48.8 | 30.6 | 9.2 | 8.5 |
| DHS 2011-2012 | 47.6 | DHS 2013-14 | 49.0 | 20.6 | 4.4 | 4.3 |
| Adjunto archivo con resumen de resultados de Encuesta Nacional de Salud MICS, 2014 | 47.0 | MICS 2014 | 9.6 ^{iv} | 56.7 | 21.8 | 8.8 |
| DHS 2011 | 52.0 | DHS 2011 | 19.2 | 18.9 | 4.0 | 3.8 |
| MICS 2010 | 46.8 | DHS 2013 | 45.3 | 32.5 | 10.9 | 5.8 |
| DHS 2008 | 52.3 | DHS 2014 | 56.4 | 33.6 | 12.2 | 4.8 |
| ENSMI 2008-2009 | 49.6 | ENSMI 2008-2009 | 25.7 | 52.0 | 18.6 | 7.5 |
| - | 20.5 | DHS 2012 | 48.4 | 25.5 | 6.8 | 4.7 |

ⁱ Global Nutrition Report 2014 (data year 2011).

ⁱⁱ Source year 2014.

ⁱⁱⁱ National Nutrition Survey 2008-2009 supported among other partners, PAHO-WHO.

^{iv} FESAL, 2008.

SUN Country Nutrition Indicator Statistics

| Country | Under 5 stunting | Under 5 wasting | Under 5 overweight | Year | Source | Low birthweight |
|---|---------------------|--------------------|-----------------------|------|---|--------------------|
| GUINEA-BISSAU | 27.6 | 6.0 | 2.3 | 2014 | Inquérito aos Indicadores Múltiplos (MICS) 2014, Principais Resultados. Bissau, Guiné-Bissau: Ministério da Economia e Finanças, Direcção Geral do Plano Instituto Nacional de Estatística (INE). | 21.3 |
| HAITI | 21.9 | 5.2 | 3.6 | 2012 | Enquête mortalité, morbidité et utilisation des services, Haïti, 2012. Demographic and Health Surveys. Calverton, Maryland, USA : MSPP, IHE et ICF International, 2012 (and additional analysis). | 19.1 |
| INDONESIA | 36.4 | 13.5 | 11.5 | 2013 | National report on basic health research, RISKESDAS, 2013. Jakarta, Indonesia, 2014 (and additional analysis). | 7.3 |
| KENYA | 26.0 | 4.0 | 4.1 | 2014 | Kenya Demographic and Health Survey 2014 Key Indicators Kenya. | 5.6 |
| KYRGYZSTAN | 12.9 | 2.8 | 7.0 | 2014 | Kyrgyzstan multiple indicator cluster survey 2014: Key findings (MICS). Bishkek, Kyrgyzstan: National Statistical Committee of the Kyrgyz Republic and UNICEF, 2014. | 5.9 |
| LAO PEOPLE'S DEMOCRATIC REPUBLIC | 43.8 | 6.4 | 2.0 | 2011 | Lao social indicator survey LSIS (MICS/DHS). Vientiane, Lao PDR: MoH and LSB, 2012 (and additional analysis). | 14.8 |
| LESOTHO | 33.2 | 2.8 | 7.4 | 2014 | Lesotho demographic and health survey (2014 LDHS): Key indicators. Demographic and Health Surveys. Maseru, Lesotho: Ministry of Health and ICF International, 2015 (pending reanalysis). | 9.3 |
| LIBERIA | 32.1 | 5.6 | 3.2 | 2013 | Demographic and health survey 2013. Demographic and Health Surveys. Monrovia, Liberia. | 9.7 |
| MADAGASCAR | 49.2 | 8.2 | - | 2009 | Enquête démographique et de santé de Madagascar 2008-2009. Demographic and Health Surveys. Antananarivo, Madagascar: INSTAT et ICF Macro, 2010 (and additional analysis). | 12.7 |
| MALAWI | 42.4 | 3.8 | 5.1 | 2014 | Malawi MDG endline survey 2014. Key findings. | 12.9 |
| MALI | 23.1 | 15.3 | 4.7 | 2006 | Ministère de l'Économie, de l'Industrie et du Commerce (DNSI/MEIC) et Macro International Inc. Enquête démographique et de santé du Mali 2006. DHS. Calverton, Maryland, USA: CPS/DNSI et Macro International Inc., 2007 (and additional analysis). | - |
| MAURITANIA | 22.0 | 11.6 | 1.2 | 2012 | Enquête nutritionnelle nationale utilisant la méthodologie SMART: Résultats préliminaires. Nouakchott, Mauritanie, Juillet 2012 (and additional analysis). | 34.7 |
| MOZAMBIQUE | 43.1 | 6.1 | 7.9 | 2011 | Moçambique inquérito demográfico e de Saúde 2011. Demographic and Health Surveys. | 16.0 |
| MYANMAR | 35.1 | 7.9 | 2.6 | 2009 | Myanmar multiple indicator cluster survey 2009 - 2010: Final Report (MICS3). Nay Pyi Taw, Myanmar: Ministry of National Planning and Economic Development and Ministry of Health, 2011. | 8.6 |
| NAMIBIA | 23.1 | 7.1 | 4.1 | 2013 | The Namibia demographic and health survey 2013. Demographic and Health Surveys. | 13.0 |
| NEPAL | 37.4 | 11.3 | 2.1 | 2014 | Multiple Indicator Cluster Survey 2014: Key Findings. | 12.4 |
| NIGER | 43.0 | 18.7 | 3.0 | 2012 | Enquête démographique et de santé et indicateurs multiples du Niger 2012. Demographic and Health Surveys and MICS. Calverton, Maryland, USA: INS et ICF International, 2013 (and additional analysis). | 12.0 |
| NIGERIA | 32.9 | 7.9 | 1.8 | 2014 | Summary findings of national nutrition and health survey, 9th feb to 5 th May 2014, Nigeria: SMART methods. | 8.1 |
| PAKISTAN | 45.0 | 10.5 | 4.8 | 2012 | Pakistan demographic and health survey 2012-13. Demographic and Health Surveys. Islamabad, Pakistan, and Calverton, Maryland, USA: NIPS and ICF International, 2013 (and additional analysis). | 25.0 |

| Source | 0-5 months exclusive breastfeeding | Source | Anaemia in women ⁱ | Adult overweight ⁱⁱ | Adult obesity ⁱⁱ | Adult diabetes ⁱⁱ |
|---|--|--|----------------------------------|-----------------------------------|--------------------------------|---------------------------------|
| MICS 2014 | 52.5 | MICS 2014 | 44.6 | 26.1 | 7.2 | 5.2 |
| DHS 2012 | 39.7 | DHS 2012 | 37.1 | 38.5 | 11.9 | 6.9 |
| National report on basic health research, RISKESDAS, 2013 | 41.5 | National report on basic health research, RISKESDAS, 2013 | 22.5 | 24.5 | 5.7 | 7.0 |
| DHS 2008-09 | 61.4 | DHS 2014 | 25.0 | 26.2 | 7.0 | 4.0 |
| MICS 2014 | 41.1 | MICS 2014 | 32.5 | 47.2 | 14.4 | 8.6 |
| LSIS 2011 | 40.4 | LSIS 2011 | 31.0 | 19.0 | 3.5 | 5.6 |
| DHS 2009 | 66.9 | DHS 2014 | 26.8 | 35.4 | 14.2 | 6.0 |
| DHS 2013 | 55.2 | DHS 2013 | 49.3 | 25.0 | 6.6 | 5.6 |
| DHS 2008-2009 | 41.9 | DHS 2008-2009 | 31.8 ^v | 22.8 | 5.4 | 3.9 |
| Malawi MDG endline survey 2014 | 70.2 | Malawi MDG endline survey 2014 | 28.8 | 21.9 | 5.3 | 4.3 |
| Note: DHS 2012-13 is rejected | 37.8 | DHS 2006 | 56.2 | 25.1 | 6.8 | 5.0 |
| SMART 2012 | 26.9 | SMART 2012 | 39.0 | 30.3 | 9.7 | 6.7 |
| DHS 2011 | 41.0 | Other NS 2013 | 44.2 | 21.8 | 5.3 | 4.6 |
| MICS 2009 | 23.6 | MICS 2009 | 30.3 | 17.6 | 2.9 | 6.6 |
| DHS 2013 | 48.5 | DHS 2013 | 32.7 | 42.9 | 18.9 | 5.4 |
| DHS 2011 | 56.9 | MICS 2014 | 36.1 | 18.0 | 3.3 | 9.1 |
| DHS 2012 | 23.3 | DHS 2012 | 46.7 | 19.4 | 4.3 | 4.1 |
| DHS 2013 | 21.5 | DHS 2013 | 48.5 | 33.3 | 11.0 | 4.3 |
| DHS 2012 | 37.7 | DHS 2012 | 51.1 | 23.0 | 5.4 | 9.8 |

ⁱ Global Nutrition Report 2014 (data year 2011).

ⁱⁱ Source year 2014.

^v Selon l'enquête ENSOMD de 2012-2013.

SUN Country Nutrition Indicator Statistics

| Country | Under 5 stunting | Under 5 wasting | Under 5 overweight | Year | Source | Low birthweight |
|-------------------------|------------------|-----------------|--------------------|---------|--|-----------------|
| PAPUA NEW GUINEA | 49.5 | 14.3 | 13.8 | 2010 | 2009-2010 Papua New Guinea household income and expenditure survey: Summary tables. Port Moresby: National Statistical Office, 2013 (and additional analysis). | 11.0 |
| PERU | 17.5 | 0.4 | 7.2 | 2013 | Encuesta demografica y de salud familiar - ENDES continua 2013. Demographic and Health Surveys. Lima, Peru: INEI, 2014. | 6.9 |
| PHILIPPINES | 30.3 | 7.9 | 5.0 | 2013 | 8th National Nutrition Survey | 19.6 |
| RWANDA | 37.9 | 2.2 | 7.7 | 2015 | Rwanda demographic and health survey 2014-15. Demographic and Health Surveys. Calverton, Maryland, USA: NISR, MOH, and ICF International, 2015 | 6.2 |
| SENEGAL | 19.4 | 5.8 | 1.3 | 2014 | Sénégal : Enquête Démographique et de Santé Continue (EDS-Continue 2014). Rockville, Maryland, USA : ANSD et ICF International, 2015. | 15.9 |
| SIERRA LEONE | 37.9 | 9.4 | 8.9 | 2013 | Sierra Leone demographic and health survey 2013. Demographic and Health Surveys. Freetown, Sierra Leone and Rockville, Maryland, USA: SSL and ICF International, 2014 (and additional analysis). | 7.1 |
| SOMALIA | 25.9 | 14.9 | 2.9 | 2009 | National Micronutrient and Anthropometric Survey Somalia 2009 (and additional analysis); | 5.0 |
| SOUTH SUDAN | 31.1 | 22.7 | 6.0 | 2010 | South Sudan Household Survey 2010 | - |
| SRI LANKA | 14.7 | 21.4 | 0.6 | 2012 | Nutrition and food security survey 2013. Colombo, Sri Lanka | 18.1 |
| SUDAN | 38.2 | 16.3 | 3.0 | 2014 | Multiple Indicator Cluster Survey 2014, Key Findings. Khartoum, Sudan: UNICEF and Central Bureau of Statistics (CBS), 2014. | - |
| SWAZILAND | 25.5 | 2.0 | 9.0 | 2014 | Swaziland multiple indicator cluster survey 2010 (MICS 5): Key findings. Mbabane, Swaziland, Central Statistical Office and UNICEF, 2015. | 8.7 |
| TAJIKISTAN | 26.8 | 9.9 | 6.6 | 2012 | Tajikistan demographic and health survey 2012. Demographic and Health Surveys. Dushanbe, Tajikistan, and Calverton, Maryland, USA: SA, MOH, and ICF International, 2013 (and additional analysis). | 7.2 |
| TANZANIA | 34.4 | 4.5 | 3.6 | 2015 | Tanzania demographic and health survey 2015-16. Demographic and Health Surveys. Dar es Salaam, Tanzania: NBS and ICF International, 2016 | - |
| TOGO | 27.5 | 6.7 | 2.0 | 2013-14 | Enquête démographique et de santé au Togo 2013-2014. Demographic and Health Surveys. Rockville, Maryland, USA : MPDAT, MS et ICF International, 2015. | 11.0 |
| UGANDA | 33.7 | 4.8 | 3.8 | 2011 | Uganda demographic and health survey 2011. Demographic and Health Surveys. Kampala, Uganda: UBOS and Calverton, Maryland: ICF International Inc., 2012 (and additional analysis). | 10.2 |
| VIETNAM | 24.9 | 6.8 | 3.5 | 2014 | Nutrition surveillance profiles 2014. Hanoi, Vietnam, 2016. | - |
| YEMEN | 46.5 | 16.3 | 2.0 | 2014 | Yemen National Health and Demographic Survey 2013. Rockville, Maryland, USA: MOPHP, CSO, PAPFAM, and ICF International, 2014. | - |
| ZAMBIA | 40.0 | 6.3 | 6.2 | 2014 | Zambia Demographic and Health Survey 2013-14. Rockville, Maryland, USA: Central Statistical Office, Ministry of Health, and ICF International. | 9.2 |
| ZIMBABWE | 27.6 | 3.3 | 3.6 | 2014 | Multiple indicator cluster survey 2014. Key findings (MICS). Harare, Zimbabwe: ZIMSTAT, 2014. | 10.1 |

| Source | 0-5 months exclusive breastfeeding | Source | Anaemia in women ⁱ | Adult overweight ⁱⁱ | Adult obesity ⁱⁱ | Adult diabetes ⁱⁱ |
|--|------------------------------------|---|-------------------------------|--------------------------------|-----------------------------|------------------------------|
| National Micronutrient Survey 2005, Draft report, Table 3.4.1, p. 25 | 56.1 | DHS-style survey 2006 | 29.8 | 60.7 | 27.9 | 11.8 |
| DHS 2012 | 68.4 | DHS 2014 | 18.5 | 58.2 | 21.1 | 6.9 |
| DHS 2008 | 34.0 | NNS 2013 | 25.4 | 23.6 | 5.1 | 5.8 |
| DHS 2010 | 87.3 | DHS 2014-15 | 17.4 | 19.8 | 4.0 | 2.8 |
| DHS 2010-11 | 33.0 | DHS 2014 | 57.5 | 30.2 | 9.8 | 5.1 |
| DHS 2013 | 32.0 | DHS 2013 | 45.2 | 25.8 | 7.6 | 4.8 |
| MICS 2006 | 5.3 | NNS 2009 | 42.6 | 20.7 | 4.6 | 4.8 |
| | 45.0 | MICS 2010 | - | 27.8 | 7.5 | - |
| Nutrition and food security survey 2013. Colombo, Sri Lanka | 75.8 | Nutrition and food security survey 2013. Colombo, Sri Lanka | 25.7 | 25.2 | 6.5 | 7.9 |
| | 55.4 | MICS KFR 2014 | 31.5 | 27.8 | 7.5 | 6.6 |
| MICS 2010 | 63.8 | MICS KFR 2014 | 27.8 | 41.4 | 17.7 | 6.6 |
| DHS 2012 | 34.3 | DHS 2012 | 24.6 | 44.9 | 13.6 | 7.6 |
| - | 41.1 | Tanzania National Nutrition Survey 2014 | 39.6 | 25.6 | 7.1 | 4.3 |
| MICS 2010 | 57.5 | DHS 2013-14 | 52.7 | 25.9 | 7.5 | 4.9 |
| DHS 2011 | 63.2 | DHS 2011 | 26.7 | 21.8 | 4.9 | 2.8 |
| - | 24.3 | MICS 2014 | 14.1 | 20.6 | 3.6 | 4.9 |
| - | 10.3 | CFSS 2011 | 37.5 | 46.8 | 17.2 | 7.7 |
| DHS 2014 | 72.5 | DHS 2014 | 29.2 | 29.2 | 8.9 | 4.2 |
| - | 41.0 | MICS 2014 | 28.4 | 30.7 | 10.5 | 4.6 |

ⁱ Global Nutrition Report 2014 (data year 2011).

ⁱⁱ Source year 2014.

SUN Country progress in a range of processes

| SUN Country | The country has a functioning MSP | The MSP has been decentralised | The MSP works with civil society | The MSP works with business | The MSP have a UN convener | The country has a donor convener | The MSP works with the media |
|---|-----------------------------------|--------------------------------|----------------------------------|-----------------------------|----------------------------|----------------------------------|------------------------------|
| BANGLADESH | ● | | ● | Ongoing | ● | ● | ● |
| BENIN | ● | ● | ● | ● | | ● | ● |
| BOTSWANA | | | | | | | |
| BURKINA FASO | ● | ● | ● | ● | ● | ● | ● |
| BURUNDI | ● | | ● | | | ● | |
| CAMBODIA | ● | | ● | ● | ● | ● | |
| CAMEROON | ● | | | | | | |
| CHAD | ● | | ● | | ● ^{vi} | ● | ● |
| COMOROS | | | | | | | |
| CONGO | | | | | | | ● |
| DEMOCRATIC REPUBLIC OF THE CONGO | ● | | ● | Ongoing | | ● | ● |
| COSTA RICA | Ongoing | | | | ● | | |
| CÔTE D'IVOIRE | ● | Ongoing | ● | ● | ● | ● | ● |
| EL SALVADOR | ● | ● | ● | | | | |
| ETHIOPIA | ● | | ● | | ● | ● | |
| GHANA | ● | ● | ● | | ● | ● | ● |
| GUATEMALA | ● | | ● | ● | ● | ● | ● |
| GUINEA | ● | ● | ● | ● | ● | ● | ● |
| GUINEA-BISSAU | ● | | ● | ● | ● | | Ongoing |
| HAITI | Ongoing | | | | | | |
| INDONESIA | ● | ● | ● | ● | ● | ● | ● |
| KENYA | Ongoing | Ongoing | ● | ● | ● | ● | ● |
| KYRGYZSTAN | ● | | ● | ● | ● | | ● |
| LAO PDR | ● | ● | ● | | ● | ● | ● |
| LESOTHO | | | | | | | |
| LIBERIA | | | | | | | |
| MADAGASCAR | ● | ● | ● | ● | ● | ● | ● |
| MALAWI | ● | ● | ● | | ● | ● | |
| MALI | ● | ● | ● | ● | ● | ● | |
| MAURITANIA | ● | Ongoing | ● | | ● ^{vii} | | Ongoing |
| MOZAMBIQUE | ● | ● | ● | ● | ● ^{vi} | ● | ● |
| MYANMAR | ● | | ● | | ● | ● | |
| NAMIBIA | ● | | ● | | ● | ● | |
| NEPAL | ● | | ● | ● | ● | ● | ● |
| NIGER | ● | | | | | | |
| NIGERIA | ● | ● | ● | ● | ● | ● | ● |
| PAKISTAN | ● | ● | ● | ● | ● | ● | ● |
| PAPUA NEW GUINEA | N/A | N/A | N/A | N/A | N/A | N/A | N/A |
| PERU | ● | | ● | | ● | | ● |
| PHILLIPINES | ● | | ● | ● | ● | | ● |
| RWANDA | ● | | ● | | ● | ● | ● |

SUN Country progress in a range of processes

| SUN Country | The country has a functioning MSP | The MSP has been decentralised | The MSP works with civil society | The MSP works with business | The MSP have a UN convener | The country has a donor convener | The MSP works with the media |
|--------------|-----------------------------------|--------------------------------|----------------------------------|-----------------------------|----------------------------|----------------------------------|------------------------------|
| SIERRA LEONE | ● | ● | ● | ● | ● | ● | ● |
| SOMALIA | ● | ● | ● | | ● | | |
| SOUTH SUDAN | ● | | ● | | ● | | |
| SRI LANKA | ● | ● | ● | | ● | | ● |
| SUDAN | ● | | | | ● | ● | |
| SWAZILAND | ● | | ● | | ● | ● | |
| TAJIKISTAN | ● | | | ● | ● | ● | ● |
| TANZANIA | ● | ● | ● | ● | ● | ● | |
| THE GAMBIA | ● | ● | ● | | | | |
| TOGO | | | | | | | |
| UGANDA | ● | ● | ● | ● | | ● | |
| VIETNAM | ● | | ● | | ● | ● | |
| YEMEN | ● | | ● | ● | ● | ● | |
| ZAMBIA | ● | ● | ● | ● | ● | ● | ● |
| ZIMBABWE | ● | ● | ● | ● | ● | ● | ● |

Monitoring progress in the SUN Movement in 2015-2016

The 2016 SUN Movement Progress Report draws on outcome monitoring to present the current state of the SUN Movement. Based on the SUN Movement Monitoring and Evaluation Framework²⁶ developed in 2013, it assesses progress by gauging how SUN Countries and SUN Networks are adapting their behaviours to deliver on the four strategic objectives in the SUN Movement Strategy and Roadmap 2016-2020:

1. Expand and sustain an enabling political environment
2. Prioritise and institutionalise effective actions that contribute to good nutrition
3. Implement effective actions aligned with Common Results
4. Effectively use, and significantly increase, financial resources for nutrition.

The Monitoring Framework takes into account the complex, unpredictable and non-linear nature of progress faced by stakeholders addressing nutrition as part of their collective commitment. Relying on information from the bi-monthly country calls and joint-assessment by stakeholders across the SUN Movement, it looks at how the behaviour of actors at the country and global levels (i.e. government, donors, civil society, business and the United Nations)²⁷ is changing within the context of the four strategic objectives of the SUN Movement. The joint-assessment by stakeholders provides a platform for mutual accountability which enables future sharing and learning within the SUN Movement. The format of the joint-assessments is organised around four processes in pursuit of the SUN Movement's overarching strategic objectives, namely:

- **Process One:** Bringing people together in the same space for action
- **Process Two:** Ensuring a coherent policy and legal framework
- **Process Three:** Aligning actions around a Common Results Framework (CRF)
- **Process Four:** Financial tracking and resource mobilisation

The methodology used recognises that stakeholders (people, organisations and networks) are driving change processes. In monitoring progress, it focuses on [a set of progress markers](#)²⁸ that illustrate behavioural outcomes that are expected to be displayed by various stakeholders. Progress markers have been established for each of the four processes. Each stakeholder analyses the relationships, actions, activities, policies and practices associated with each progress marker over the last year. The achievements in relation to each marker are scored using a five-point scale (i.e. *behaviour being not applicable/not started (score = 0), started (1), on-going (2), nearly completed (3) or completed (4)*).

The [early progress markers](#) within each of the four processes represent types of behavioural outcomes that are relatively easier to achieve, while the [later progress markers](#) within each process represent more difficult and ambitious change.²⁹ To reflect this, the scores for each progress marker are totalled and weighed,³⁰ with the early (and more easily achieved) progress markers given less weight than the more advanced (and more challenging) markers.

Monitoring progress in the SUN Movement using joint-assessments by countries helps national multi-stakeholder platforms to assess – and then improve – their effectiveness. It is anticipated that the joint-assessment process will help stakeholders to take ownership of and benefit from the monitoring of progress and to be mutually accountable for their collective actions.

²⁶ Please see Table 4: Element in the SUN Monitoring and Evaluation (M&E) Framework

²⁷ The Outcome Mapping approach also considers the behaviours of actors within the four global networks.

²⁸ Please see to the list of Processes and Progress Markers in Table 2.

²⁹ Please see the SUN Movement Monitoring and Evaluation Framework, available at: <http://scalingupnutrition.org/monitoring2013>.

³⁰ Please see Table 3.

Assessing 2015-2016 progress in the SUN Movement

Assessing progress in the SUN Movement is country-led with the support of the SUN Movement Secretariat and SUN Networks. By July 2016, 45 SUN Countries³¹ had undertaken their self-assessments. 27 of these countries have undertaken the same self or joint-assessment exercise the last three years (2014, 2015 and 2016).

The title of the monitoring exercise for 2016, has changed from self-assessment to joint-assessment, noting that it is a collective exercise focusing on joint reflection and joint priorities for the future. The progress markers for this exercise have been adjusted to focus more on implementation and results, while maintaining comparability of scores, over time, for each country. The new progress marker in Process 2 (PM2.3) combines two individual progress markers from the previous self-assessment exercise in 2015 (PM 2.3 and PM 2.4).

The results of the joint-assessment reports are summarised in the Country Profiles of this report. All SUN Countries are encouraged to undertake the joint-assessment exercise with the valuable contributions of all stakeholders involved in the Movement to gain a comprehensive overview of progress achieved. The Country Profiles of the 2016 SUN Movement Annual Progress Report aim to showcase the in-country transformations in the levels of behaviour by the various actors, in their efforts to scale-up nutrition that can be expected as the SUN Movement evolves over a period of time. For this reason, SUN Countries which were unable to undertake the joint-assessment exercise this year are presented as profiles without this data. The countries that joined the SUN Movement within the last year are a part of this year's individual Country Profiles.

While progress in the Movement has been monitored since 2012, until 2014, assessments for each strategic objective were based on information from the bi-monthly country calls. This report shows assessments for 2014-2016, given the same methodology i.e. joint-assessments by in-country stakeholders, supplemented by information from the Budget Analysis Exercise.

Key messages from the 2016 monitoring

Observations of emerging overall patterns of change have relevance for the SUN Movement as a whole and are highlighted in this report. To understand the current state of the SUN Movement for 2016, analysis is based on the mode (frequency of a particular score) for progress markers from the 45 countries as per Figure 1 below. From this, a general improvement can be seen across the SUN Movement (evidenced from comparing the modes of the 27 countries that have assessments for three years – see Figure 2). Analysing information received for each of the four processes reveals that:

For **Process One**, the joint-assessment reports indicate that different stakeholders are engaging more within their multi-stakeholder platform (MSP). Particularly, the SUN quarterly country calls create an opportunity for in-country stakeholders to meet and contribute regularly. The results also show that countries that have been in the Movement for the past five years have made more gains in coordination compared to countries that have been in the Movement for a year or close to two years. Results for this Process progressed a great deal between 2014 and 2015 but less so in 2016. Therefore, even if the score is the highest of the four processes, the Movement must continue to support the coordination and functioning of the platform and that different actors are engaging more within their MSP. Indeed, we observe a good progression for all the progress marker (scored 3 in 2016) and general improvement in the understanding of the need for a MSP. Only progress marker 1.4 is scored 2. This progress marker looks at the capacity of the multi-stakeholder platform, as a whole, to be accountable for collective results. It implies that constituencies within the MSP are capable to track and report on their own contributions and achievements. The Movement needs to continue to support this work.

On **Process Two**, more countries are increasingly advocating to influence the development, updating and dissemination of nutrition-relevant policies and legislation. With strong legal frameworks in place, countries are working on ensuring they are enforced. This Process is progressing slowly, given that legislation takes a long time before being updated and policies are also often revised in cycles over a period of time. In the Figure 2, progress marker 2.5 decreased compared to 2015. That can be attributed to the fact that supporting documentation was requested to complement the score provided and that a minimum requirement guideline was provided for scoring.

³¹ Please see the full list of countries and data points in Table 1.

For **Process Three**, there is a general improvement in the understanding of the need for Common Results Frameworks (CRF) and the Movement has supported countries in their development. This is evidenced by the increase in the number of countries showing improvements in most of the progress markers for Process 3 (Align existing actions, translate policy and legal framework into a CRF and for 3 progress markers for which there was a call for acceleration (organise, manage and monitor implementation of the CRF and evaluate implementation of actions). There is, however, a need to improve joint monitoring and evaluation of the implementation of the actions through progress marker 3.4 (monitoring of priority actions that is to say on how information systems are used to monitor the implementation of priority actions for improved nutrition.) and 3.5 (evaluate to sustain impact). In Figure 2, progress markers 3.3 and 3.4 decreased compared to 2015. That can be attributed to the fact that supporting documentation was requested to complement the score provided, and that a minimum requirement guideline was provided for scoring.

For **Process Four**, following the budget analysis exercise undertaken by SUN Countries in 2014 and 2015, and the continuous support towards costing the CRF, there has been a considerable improvement in ensuring the predictability of multi-year funding to sustain implementation results and nutrition impact. Consequently, the identified gaps in 2014 saw major improvements, especially on assessing financial feasibility (progress marker 4.1), track and report on financing (progress marker 4.2) and scale-up and align resources (progress marker 4.3). More work needs to be done to fully implement Process Four.

FIGURE 1 **PROGRESS IN THE SUN MOVEMENT: Joint-Assessments from 45 Countries - 2016**

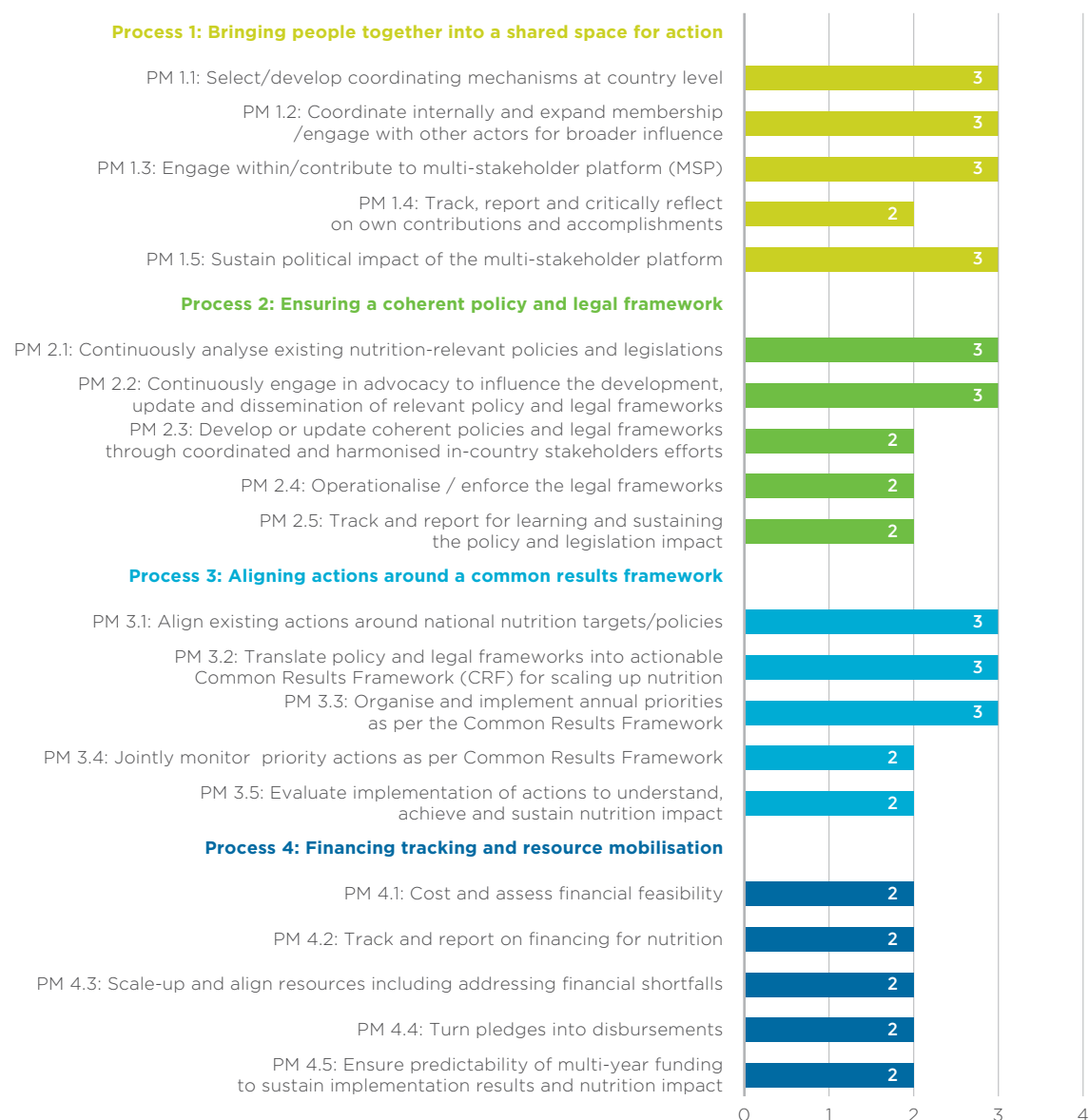
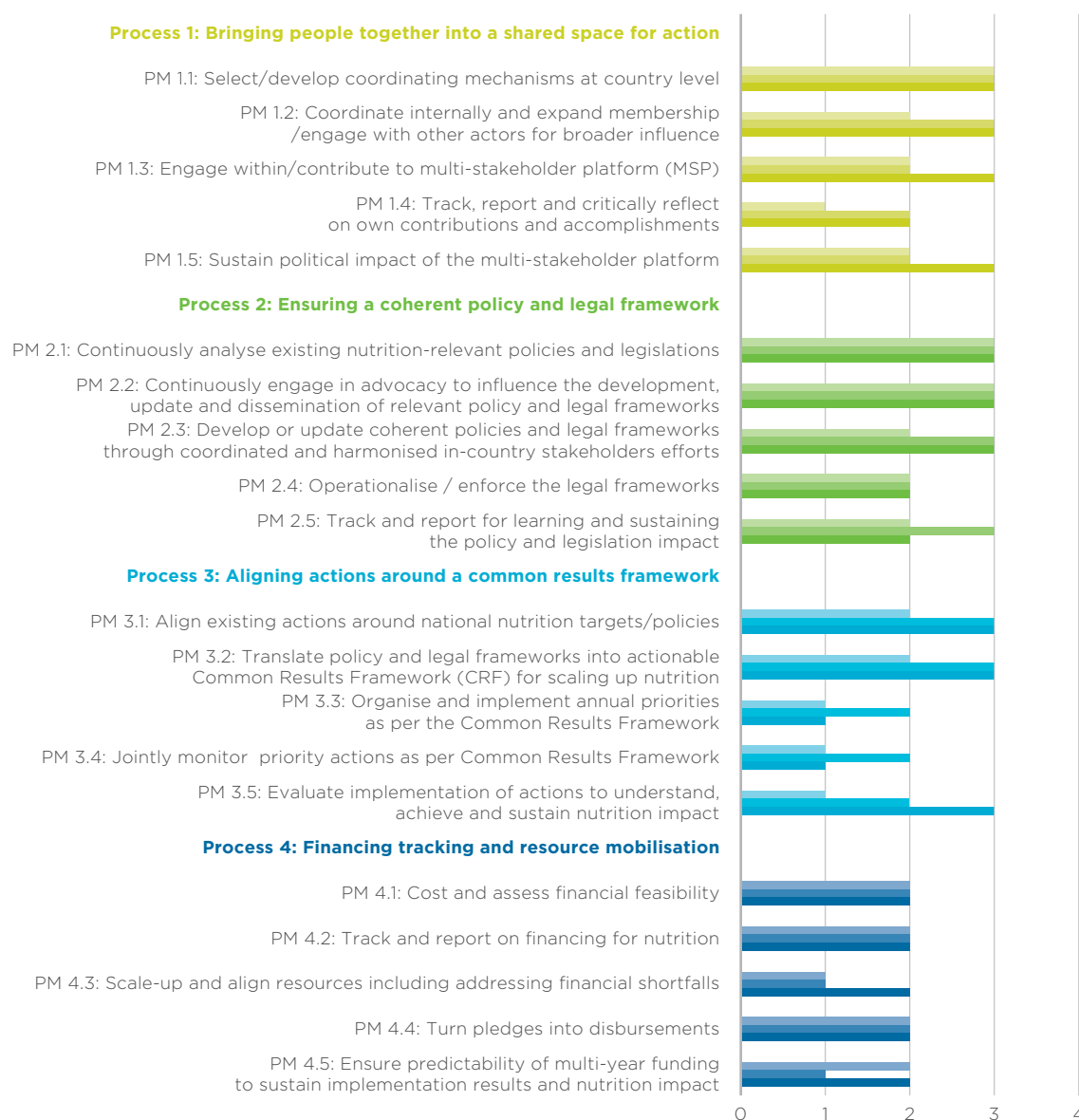


FIGURE 2³²

Joint-Assessments from 27 SUN Countries with 3 data points (2014, 2015 & 2016)



Understanding some of the challenges seen in interpreting and comparing scores across countries and over time

Analysis of the results produced through self-assessments by countries for both 2014 and 2015 and the joint-assessment for 2016 suggests that in-country stakeholders are generally more self-critical when assessing the progress markers than the SUN Movement Secretariat has been in the previous years (2012 and 2013). SUN Country joint-assessments involve a great deal of reflection, especially on aspects of progress that cannot easily be captured from outside of a country. A joint-assessment appears to reflect the heterogeneity of the different actors that are involved, while external assessments, even when validated in-country, tend to reflect the perspective of the main stakeholder.

A progress marker score of between 0 and 4 is expected to indicate the presence of a particular behaviour. However, some joint-assessment scores for particular markers appear to be influenced by the value attached to it by those completing the joint-assessments. Such subjectivity

³² To analyse collective progress in the SUN Movement between 2014 and 2016, the analysis compares data from 27 countries that have undertaken joint-assessments for the three years. The individual mode for Process 2: PM2.3 and PM2.4 has been combined to be presented as Process 2: PM2.3 for the years 2014 and 2015, in a bid to allow for comparisons with 2016.

is expected when the monitoring of outcomes is based on the outcome mapping approach. The assessment asks whether a particular behaviour is “starting”, “on-going” or “in place”: wherein those responsible for the assessment are invited to make the assessment based on their own judgments.

This implies that joint-assessment scores should not be used to compare progress between countries. But they can aid with the identification and interpretation of emerging patterns of institutional transformation within a country. Scores will still need to be interpreted with great care, given that the approach is influenced by the interplay between stakeholders, the complexity of issues being tackled and the uniqueness of each country setting. Many within the SUN Movement Network of country focal points believe that if in-country stakeholders apply the same joint-assessment approach year after year, they will be better placed to describe the challenges they face and the successes in efforts to tackle them.

Table 1: Data analysed for the 2016 SUN Movement Annual Progress Report

| | | 2014 Self-Assessment Reporting | 2015 Self-Assessment Reporting | 2016 Joint-Assessment Reporting |
|-----|----------------------------------|--------------------------------|--|---------------------------------|
| 1. | Bangladesh | Report submitted by country | Report submitted by country | Report submitted by country |
| 2. | Benin | Report submitted by country | Report submitted by country | Report submitted by country |
| 3. | Burkina Faso | Report submitted by country | Report submitted by country | Report submitted by country |
| 4. | Burundi | Report submitted by country | Report submitted by country | Report submitted by country |
| 5. | Cameroon | Report submitted by country | Report submitted by country | Report submitted by country |
| 6. | Chad | Report submitted by country | Report submitted by country | Report submitted by country |
| 7. | Democratic Republic of the Congo | Report submitted by country | Report submitted by country | Report submitted by country |
| 8. | Cote d'Ivoire | Report submitted by country | Report submitted by country | Report submitted by country |
| 9. | El Salvador | Report submitted by country | Report submitted by country | Report submitted by country |
| 10. | Ethiopia | Assessed by SMS | Validated narrative of progress for 2015 | Report not submitted by country |
| 11. | Ghana | Report submitted by country | Report submitted by country | Report not submitted by country |
| 12. | Guatemala | Report submitted by country | Report submitted by country | Report submitted by country |
| 13. | Guinea | Report submitted by country | Report submitted by country | Report submitted by country |
| 14. | Haiti | Report submitted by country | Validated narrative of progress for 2015 | Report not submitted by country |
| 15. | Indonesia | Report submitted by country | Report submitted by country | Report submitted by country |
| 16. | Kenya | Report submitted by country | Report submitted by country | Report submitted by country |
| 17. | Kyrgyzstan | Report submitted by country | Report submitted by country | Report submitted by country |
| 18. | Lao PDR | Report submitted by country | Report submitted by country | Report submitted by country |
| 19. | Madagascar | Report submitted by country | Report submitted by country | Report submitted by country |
| 20. | Malawi | Report submitted by country | Report submitted by country | Report submitted by country |
| 21. | Mali | Report submitted by country | Validated narrative of progress for 2015 | Report submitted by country |
| 22. | Mauritania | Report submitted by country | Report submitted by country | Report submitted by country |
| 23. | Mozambique | Report submitted by country | Report submitted by country | Report submitted by country |
| 24. | Myanmar | Report submitted by country | Report submitted by country | Report submitted by country |
| 25. | Namibia | Report submitted by country | Report submitted by country | Report submitted by country |
| 26. | Nepal | Report submitted by country | Validated narrative of progress for 2015 | Report submitted by country |
| 27. | Niger | Report submitted by country | Validated narrative of progress for 2015 | Report not submitted by country |

| | | 2014 Self-Assessment Reporting | 2015 Self-Assessment Reporting | 2016 Joint-Assessment Reporting |
|-----|------------------|-------------------------------------|--|---------------------------------|
| 28. | Nigeria | Report submitted by country | Report submitted by country | Report submitted by country |
| 29. | Pakistan | Report submitted by country | Report submitted by country | Report submitted by country |
| 30. | Peru | Report submitted by country | Report submitted by country | Report not submitted by country |
| 31. | Rwanda | Report submitted by country | Report submitted by country | Report not submitted by country |
| 32. | Senegal | Report submitted by country | Report submitted by country | Report submitted by country |
| 33. | Sierra Leone | Report submitted by country | Report submitted by country | Report submitted by country |
| 34. | Sri Lanka | Assessed by SMS | Report submitted by country | Report submitted by country |
| 35. | Tanzania | Report submitted by country | Report submitted by country | Report submitted by country |
| 36. | The Gambia | Report submitted by country | Validated narrative of progress for 2015 | Report submitted by country |
| 37. | Uganda | Assessed by SMS | Validated narrative of progress for 2015 | Report submitted by country |
| 38. | Yemen | Report submitted by country | Validated narrative of progress for 2015 | Report submitted by country |
| 39. | Zambia | Assessed by SMS | Report submitted by country | Report submitted by country |
| 40. | Zimbabwe | Report submitted by country | Report submitted by country | Report submitted by country |
| | | | | |
| 41. | Comoros | Submitted Baseline /Assessed by SMS | Validated narrative of progress for 2015 | Report not submitted by country |
| 42. | Congo | Submitted Baseline /Assessed by SMS | Report submitted by country | Report submitted by country |
| 43. | Costa Rica | Submitted Baseline /Assessed by SMS | Report submitted by country | Report submitted by country |
| 44. | Guinea-Bissau | Submitted Baseline /Assessed by SMS | Report submitted by country | Report submitted by country |
| 45. | Liberia | Submitted Baseline /Assessed by SMS | Validated narrative of progress for 2015 | Report not submitted by country |
| 46. | South Sudan | No baseline /Assessed by SMS | Report submitted by country | Report submitted by country |
| 47. | Swaziland | Submitted Baseline /Assessed by SMS | Report submitted by country | Report not submitted by country |
| 48. | Tajikistan | Submitted Baseline /Assessed by SMS | Report submitted by country | Report submitted by country |
| 49. | Togo | Submitted Baseline /Assessed by SMS | Report submitted by country | Report submitted by country |
| 50. | Vietnam | Submitted Baseline /Assessed by SMS | Report submitted by country | Report submitted by country |
| | | | | |
| 51. | Botswana | Joined SUN IN 2014 - 2015 | Validated narrative of progress for 2015 | Report submitted by country |
| 52. | Cambodia | Joined SUN IN 2014 - 2015 | Report submitted by country | Report submitted by country |
| 53. | Somalia | Joined SUN IN 2014 - 2015 | Report submitted by country | Report submitted by country |
| 54. | Philippines | Joined SUN IN 2014 - 2015 | Validated narrative of progress for 2015 | Report submitted by country |
| 55. | Lesotho | Joined SUN IN 2014 - 2015 | Report submitted by country | Report not submitted by country |
| | | | | |
| 56. | Sudan | Joined SUN IN 2015 - 2016 | Joined SUN IN 2015 -2016 | Joined SUN IN 2015 - 2016 |
| 57. | Papua New Guinea | Joined SUN IN 2015 - 2016 | Joined SUN IN 2015 -2016 | Joined SUN IN 2015 - 2016 |

Table 2: Processes and Progress Markers for Country Joint-Assessment Reporting 2016

| Process 1: Bringing people together into a shared space for action | |
|--|--|
| Progress Marker (PM) 1 | Select/develop coordinating mechanisms at country level |
| Progress Marker (PM) 2 | Coordinate internally and expand membership/engage with other actors for broader influence |
| Progress Marker (PM) 3 | Engage within/contribute to the multi-stakeholder platform (MSP) |
| Progress Marker (PM) 4 | Track, report and critically reflect on own contributions and accomplishments |
| Progress Marker (PM) 5 | Sustain political impact of the multi-stakeholder platform |
| Process 2: Ensuring a coherent policy and legal framework | |
| Progress Marker (PM) 1 | Continuously analyse existing nutrition-relevant policies and legislation |
| Progress Marker (PM) 2 | Continuously engage in advocacy to influence the development, update and dissemination of relevant policy and legal frameworks |
| Progress Marker (PM) 3 | Develop or update coherent policies and legal frameworks through coordinated and harmonised in-country stakeholder efforts |
| Progress Marker (PM) 4 | Operationalise/enforce the legal frameworks |
| Progress Marker (PM) 5 | Track and report for learning and sustaining the policy and legislation impact |
| Process 3: Aligning actions around a common results framework | |
| Progress Marker (PM) 1 | Align existing actions around national nutrition targets/policies |
| Progress Marker (PM) 2 | Translate policy and legal frameworks into actionable Common Results Framework (CRF) for scaling up nutrition |
| Progress Marker (PM) 3 | Organise and implement annual priorities as per the Common Results Framework |
| Progress Marker (PM) 4 | Jointly monitor priority actions as per the Common Results Framework |
| Progress Marker (PM) 5 | Evaluate implementation of actions to understand, achieve and sustain nutrition impact |
| Process 4: Financing tracking and resource mobilisation | |
| Progress Marker (PM) 1 | Cost and assess financial feasibility |
| Progress Marker (PM) 2 | Track and report on financing for nutrition |
| Progress Marker (PM) 3 | Scale-up and align resources including addressing financial shortfalls |
| Progress Marker (PM) 4 | Turn pledges into disbursements |
| Progress Marker (PM) 5 | Ensure predictability of multi-year funding to sustain implementation results and nutrition impact |

Table 3: Weights for Progress Markers in each process

| | Weight PM1 | Weight PM2 | Weight PM3 | Weight PM4 | Weight PM5 | Sum of weights (round up) |
|-----------|------------|------------|------------|------------|------------|---------------------------|
| Process 1 | 4 | 4 | 5 | 6 | 6 | |
| | 16% | 16% | 20% | 24% | 24% | 100% |
| Process 2 | 4 | 4 | 5 | 6 | 6 | |
| | 16% | 16% | 20% | 24% | 24% | 100% |
| Process 3 | 4 | 4 | 5 | 6 | 6 | |
| | 16% | 16% | 20% | 24% | 24% | 100% |
| Process 4 | 4 | 4 | 5 | 6 | 6 | |
| | 16% | 16% | 20% | 24% | 24% | 100% |

Table 4: Elements of the SUN Monitoring and Evaluation (M&E) Framework

| Element | What is considered? | Who Undertakes this work? | Timing of assessment? |
|----------------|--|--|--|
| Impact | Targets have been established by the 2012 World Health Assembly. Data are needed to enable the assessment of progress in relation to the targets (such Average annual rates of reduction in stunting prevalence among children less than five years of age). | Data are collected, analysed and interpreted by authorities within countries using standard procedures (Demographic and Health Surveys, for example) | The intervals between assessments are agreed in countries: Stakeholders in SUN Movement seek to increase frequency of impact assessments through the planned National Information Platforms for Nutrition. |
| Outcome | Four specific processes are being advanced within SUN Movement Countries: these reflect the SUN Movement's four strategic objectives. Progress is assessed using a set of 'progress markers' for each process. | In 2012 and 2013 - undertaken by the SUN Movement Secretariat (SMS) using data on progress from government focal points in SUN Countries: validated by them before reporting. By 2014, 37 ³³ of the 41 countries who joined the Movement before September 2013 undertook their assessments. ³⁴ The SMS undertook baseline assessments for 10 ³⁵ newly-joined SUN Countries. Scores from the assessments are analysed by the SMS with support of MDF. | Annually |
| Outputs | Variables used to monitor the performance of the SUN Movement Secretariat are made explicit in its logical framework. | The SUN Movement Secretariat reporting on its activities. | Annually |












³³ Bangladesh, Benin, Burkina Faso, Burundi, Cameroun, Chad, Congo (DRC), Cote D'Ivoire, El Salvador, Ethiopia, Ghana, Guatemala, Guinea, Haiti, Indonesia, Kenya, Kyrgyzstan, Lao PDR, Madagascar, Malawi, Mali, Mauritania, Mozambique, Myanmar, Namibia, Nepal, Niger, Nigeria, Pakistan, Peru, Rwanda, Senegal, Sierra Leone, Sri Lanka, Tanzania, the Gambia, Uganda, Yemen, Zambia, Zimbabwe.

³⁴ The SMS undertook assessments for three countries that were not able to conduct the assessments themselves within the time-frame for reporting: Ethiopia, Zambia and Sri Lanka.

³⁵ Comoros, Congo, Costa Rica, Guinea-Bissau, Liberia, South Sudan, Swaziland, Tajikistan, Togo and Vietnam.

Technical note on the statistics presented in the 2016 SUN Movement Annual Progress Report – Definition of data and indicators

| Indicator | Definition | WHA Target |
|---|---|---|
|  Low Birth Weight | Percentage of live births that weighed less than 2,500 grams at birth. | 30% reduction in low birth weight by 2025. |
|  0-5 Months Exclusive Breastfeeding | Percentage of infants 0-5 months who are exclusively breastfed. | Increase exclusive breastfeeding rate in the first 6 months up to at least 50% by 2025. |
|  Under Five Stunting | Percentage of children 0-59 months who are below minus two (moderate and severe) and below minus three (severe) standard deviations from median height for age of the WHO Child Growth Standards. | 40% reduction in the number of children under 5 who are stunted by 2025. |
|  Under Five Wasting | Percentage of children 0-59 months who are below minus two (moderate and severe) and below minus three (severe) standard deviations from median weight for height of the WHO Child Growth Standards. | Reduce and maintain childhood wasting to less than 5% by 2025. |
|  Under Five Overweight | Percentage of children 0-59 months who are above two (moderate and severe) standard deviations from median weight for age of the WHO Child Growth Standards. | No increase in childhood overweight through 2025. |
|  Anaemia ³⁶ | Proportion of non-pregnant women in reproductive age (age 15-49 years) with a Hb concentration of <120 g/L at sea level. | 50% reduction of anaemia in women of reproductive age. |
|  Adult diabetes | Age-standardized prevalence of raised blood glucose/diabetes among persons aged 18+ years (defined as fasting plasma glucose concentration ≥ 7.0 mmol/l (126 mg/dl) or on medication for raised blood glucose). | NCD Target 7. Halt the rise in diabetes & obesity. |
|  Adolescent overweight and obesity | Prevalence of overweight and obesity in adolescents (defined according to the WHO growth reference for school-aged children and adolescents, overweight – one standard deviation body mass index for age and sex, and obese – two standard deviations body mass index for age and sex). | |
|  Adult overweight and obesity | Age-standardised prevalence of overweight and obesity in persons aged 18+ years (defined as body mass index ≥ 25 kg/m ² for overweight and body mass index ≥ 30 kg/m ² for obesity). | |

Notes:

1) Methodologies and underlying processes for the UNICEF-WHO- World Bank joint estimates are outlined in the 2012 Joint Child Malnutrition Estimates, further updated with the 2013 release. Nationally representative anthropometry estimates, following the vetting process by each agency and once collectively agreed upon, are included in the regularly updated joint dataset.

2) In an effort to maintain a consistent time series of internationally comparable anthropometric data, part of this harmonisation process for calculating regional and global averages and conducting trend analyses requires all anthropometric-related prevalence estimates to be re-calculated using a standard algorithm. This algorithm was programmed into the WHO Anthro software and macros, reviewed by MEASURE DHS13 and UNICEF. In addition, other institutions (e.g. US CDC) have incorporated the standard algorithm in their nutritional survey analytic process. In countries where the anthropometric data are collected as part of a Demographic and Health Survey (DHS) or Multiple Indicator Cluster Survey (MICS), either the raw data are publicly available and/or the survey data processing programs already incorporate the WHO algorithm. In countries where anthropometric data are collected by a national nutrition survey (or another type of survey) that are analysed using a different algorithm, a re-calculation of anthropometry-related prevalence is often necessary in order to make estimates comparable across countries and over time.

Data sources

The primary sources of nutrition indicators are the published national household surveys such as the Demographic and Health Survey (DHS) and Multiple Indicator Cluster Survey (MICS). In the absence of recently released DHS or MICS reports, national-level Standardized Monitoring and Assessment of Relief and Transition (SMART) surveys and other national surveys are utilised if they are endorsed by the UNICEF, WHO, and the World Bank Joint Malnutrition Estimates group.

³⁶ Based on estimates on the Global Prevalence of Anaemia in 2011, WHO, 2015, Geneva, available at: http://www.who.int/nutrition/events/2012_proposed_globaltargets_backgroundpaper.pdf.

Reporting on nutrition-relevant allocations

In January 2016, SUN Countries embarked on the second round of the 3-step approach to report on nutrition-relevant allocations. The 3-step approach is based on a common methodology approved by the SUN Donor Network in 2013, which provides a robust framework for routinely and systematically collecting country budgetary data relevant to nutrition. The three phases of the approach include: (1) identification of relevant budget line items through a strategically created keyword search, (2) categorisation assessing whether the identified budget line items correspond to nutrition-specific or nutrition-sensitive programmes and excluding those that are found not to be relevant (after further consultations), and (3) weighting or applying an attributed percentage of the allocated budget line item to nutrition where the percentage is based on the step-two categorisation, as well as consultation with national experts. The method accommodates for the fact that each national budget is structured differently and captures a wide range of information that is presented in a non-standardised way. While the results do not directly allow for comparisons across countries, countries utilising the 3-step approach can monitor programme performance, appraise financial allocations against actual expenditures, and identify gaps between cost estimations for reaching World Health Assembly (WHA) nutrition global targets and future financing (SUN, 2015b).

After two years of data collection, the sectoral graphs presented in the progress report identify how public finances for nutrition are targeted across five sectors common to development: agriculture, education, health, social protection, and WASH. Grouping budget allocations into these five sectoral domains reflects those identified in the 2014 Global Nutrition Report. Below are examples of the types of budget-line items that are categorized into the respective sectors:

The health sector reflects budget line items for child immunisation programmes, infectious diseases, basic healthcare, reproductive health, and food safety.

The education sector reflects budget line items for school meals, health education in schools, early child development, and generic education related programmes aimed at enhancing educational attainment or improving gender inclusivity.

The agriculture sector reflects budget line items for livestock, fisheries, rural development, food security, and generic agricultural investments aimed at enhancing production capacities or providing related agro-services.

The social protection sector reflects budget line items for emergency relief, food aid, welfare services, and safety nets or cash transfers.

The WASH Sector reflects budget line items related to water, sanitation, and hygiene.

Generally, the sectoral graphs presented in this report reflect “upper-bound” financial figures. Upper-bound figures are the factual funding, meaning that it reflects, verbatim, the figure that is presented in the budget item. The majority of countries’ sectoral graphs reflect upper-bound estimates because not all SUN countries have progressed through the weighting process (step 3), however, some countries’ graphs, such as the case of Indonesia, reflects weighting estimates. Weighting involves applying a “percentage” of nutrition to an allocated budget line item, where the presented figure reflects the theoretical amount that a programme impacts nutrition.



ENGAGE • INSPIRE • INVEST

FIND OUT MORE



www.scalingupnutrition.org



www.facebook.com/SUNMovement



www.twitter.com/SUN_Movement