

# NUTRITION INVESTMENT SNAPSHOT: PAKISTAN



59 countries are leading a global movement to end malnutrition in all its forms.

## SUMMARY TABLE

Pakistan's budgetary structure is aggregated at the programme level. This means that each budget line item represents a programme. With this information, the 2016 analysis by Pakistan identifies 64 nutrition-related programmes, of which 54 programmes received allocations in 2015, totaling 10.49 per capita (all estimates in USD).<sup>1</sup>

	2014 Nominal upper-bound		2015 Nominal upper-bound	
	Amount (USD)	Per capita (USD)	Amount (USD)	Per capita (USD)
<i>Nutrition-specific</i>	60,536,926	0.32	60,830,867	0.32
<i>Nutrition-sensitive</i>	1,941,391,768	10.13	1,950,818,337	10.18
<b>Total</b>	<b>2,001,928,694</b>	<b>10.44</b>	<b>2,011,649,204</b>	<b>10.49</b>

## Trends in upper-bound nutrition-specific and sensitive budget allocations across provinces, 2015 (USD)

FIGURE 1

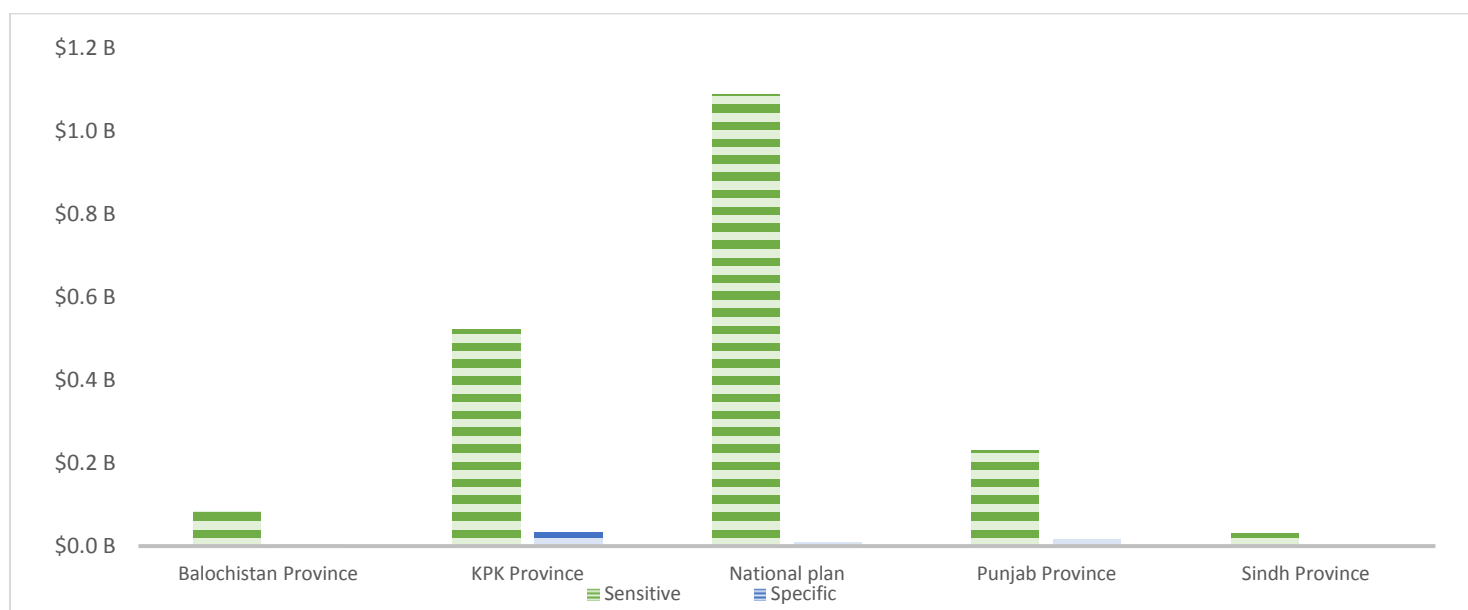


TABLE 1

Change from 2014 to 2015 (%)	Balochistan Province	KPK Province	National plan	Punjab Province	Sindh Province
Nutrition-sensitive	44%	-9%	x <sup>2</sup>	x	x

<sup>1</sup> The 2016 analysis identifies all 58 budget line items from the 2015 analysis, along with 6 new budget line items. The new programmes are as follows: 1. Insaf Food Security Programme in KP. 2. Integration of Health Services Delivery with special focus on MNCH, LHW, EPI and Nutrition Programme (DFID & AusAid Assisted). 3. National Initiative for SDGs /Nutrition 4. Sasta Aata Ghee Khasoosi Package.5. "Strengthening of Seed Certification Services for Food Security in Gilgit- Baltistan" 6. Sustainable Agriculture Development for Food Security through Integrated Approach in Khyber Pakhtunkhwa.

<sup>2</sup> The budget analysis uses "x" to signify a reduction of -4% which is consistently and uniformly identified.

Nutrition-specific

x	x	x	x	x
---	---	---	---	---

## Trends in upper-bound allocations of nutrition-specific sub-typologies across provinces, 2015 (USD)

FIGURE 2

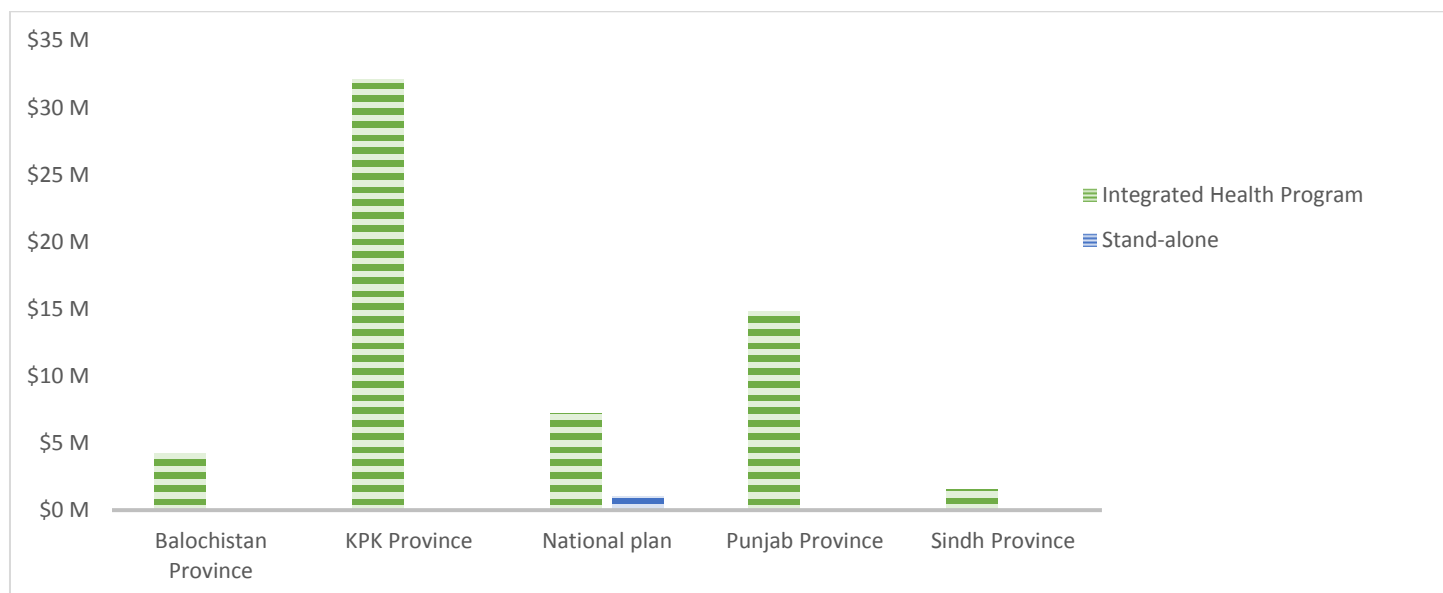
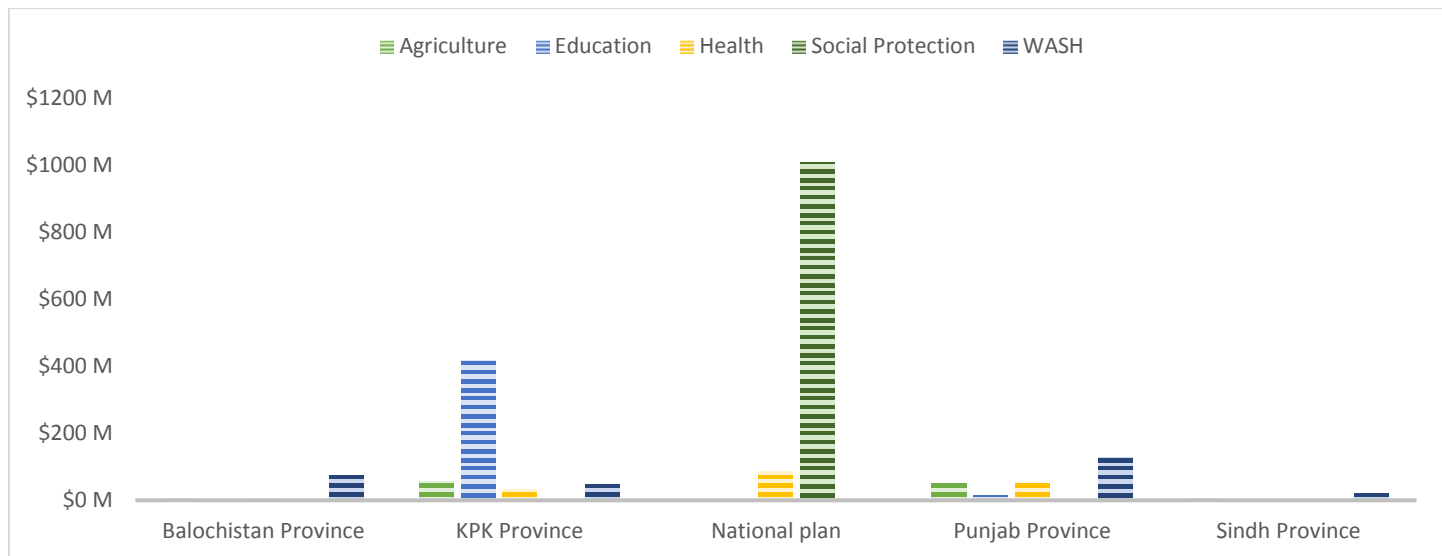


TABLE 2

Change from 2014 to 2015 (%)	Balochistan Province	KPK Province	National plan	Punjab Province	Sindh Province
Integrated health programme	x	x	x	x	x
Standalone programme	No recorded programme	No recorded programme	x	No recorded programme	No recorded programme

## Trends in upper-bound sectoral budget allocations across provinces, 2015 (USD)

**FIGURE 3**

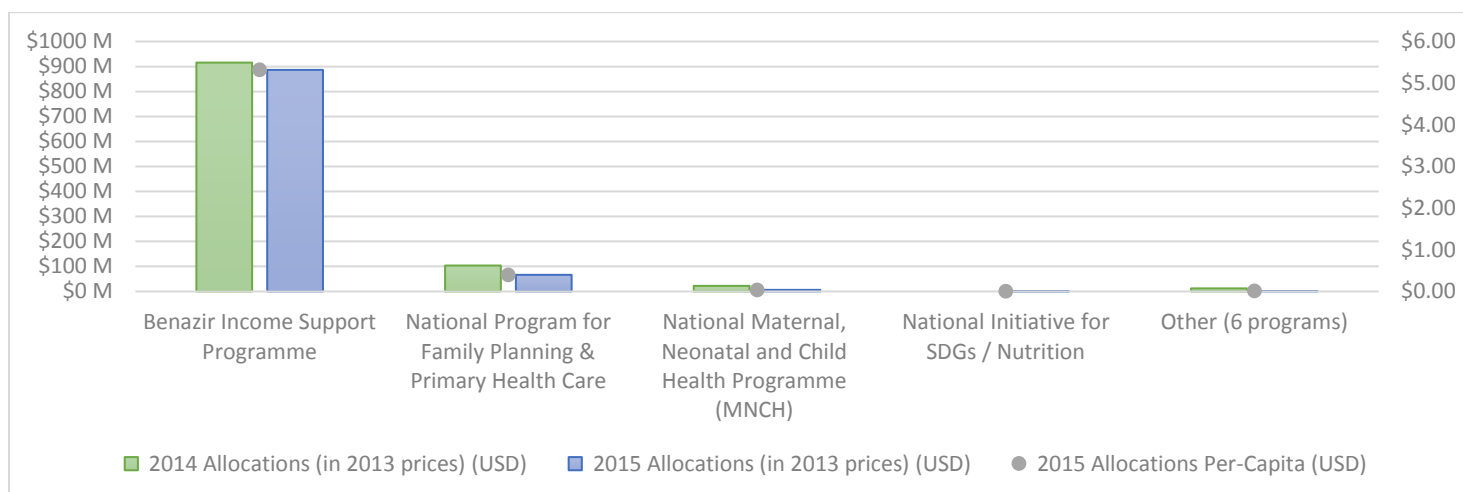


**TABLE 3**

Change from 2014 to 2015 (%)	Balochistan Province	KPK Province	National plan	Punjab Province	Sindh Province
Agriculture	x	x	x	x	x
Education	x	x	No recorded programmes	x	x
Health	x	x	x	x	x
Social protection	No recorded programmes	x	x	No recorded programmes	No recorded programmes
WASH	53%	-40%	No recorded programmes	x	x

## Trends in upper-bound sectoral budget allocations, 2015 (USD)

**FIGURE 4: The National-level Plan**



**TABLE 4**

Major programmes as per the National Plan	Sector	Typology	% of change from 2014 to 2015
Benazir Income Support Programme	Social protection	Sensitive; cash transfers/safety nets	-3%
National Programme for Family Planning & Primary Health Care	Health	Sensitive; reproductive health	-56%
National Maternal, Neonatal and Child Health Programme (MNCH)	Health	Specific; integrated health programme	-254%
National Initiative for SDGs/Nutrition	Health	Specific; standalone	New programme
Other (6 programmes)	Other	Other	Other

**TABLE 5**

Major programmes (Balochistan)	Sector	Typology	% of change from 2014 to 2015
Water supply schemes	WASH	Drinking water	204%
Balochistan Nutrition Programme for Mothers and Children	Health	Specific; standalone	1,871%
Livestock-related programmes in Balochistan	Agriculture	Livestock	24%

**TABLE 6**

Major programmes (KPK)	Sector	Typology	% of change from 2014 to 2015
Elementary & Secondary Education	Education	Sensitive; education (generic)	374%
Water supply Schemes	WASH	Sensitive; drinking water	24%
Sasta Aata Ghee Khasoosi Package.	Agriculture	Sensitive; other	New programme

**TABLE 7**

Major programmes (Punjab)	Sector	Typology	% of change from 2014 to 2015
Water Supply & Sanitation	WASH	Sensitive; WATSAN	-30%
Livestock & dairy development programmes in Punjab	Agriculture	Sensitive; livestock	-5%
Preventive & primary healthcare	Health	Sensitive; basic healthcare (generic)	79%

**TABLE 8**

Major programmes (Sindh)	Sector	Typology	% of change from 2014 to 2015
Establishment of drinking water hubs (Phase I, II, III, IV)	WASH	Sensitive; drinking water	-81%
Water supply & scheme	WASH	Sensitive; WATSAN	-64%
Livestock and Fisheries programmes in Sindh	Agriculture	Sensitive; livestock and fisheries	-76%