

NUTRITION INVESTMENT SNAPSHOT: MAURITANIA



60 countries are leading a global movement to end malnutrition in all its forms.

Mauritania's budgetary structure is aggregated at the budget-line item level. With this information, the 2018 budget analysis identifies 89 nutrition relevant budget-line items, of which 64 budget-line items received allocations in 2018. The 64 budget-line items are overseen by a total of fourteen ministries, departments or agencies which allocated \$36.06 USD in 2017 (all estimates in USD).

SUMMARY TABLE

| | 2016 allocations | | 2017 allocations | | 2018 allocations | |
|----------------------------|--------------------|------------------|--------------------|------------------|--------------------|------------------|
| | Amount (USD) | Per capita (USD) | Amount (USD) | Per capita (USD) | Amount (USD) | Per capita (USD) |
| <i>Nutrition-specific</i> | 168,752,019 | 9.87 | 1,101,567 | 0.32 | 1,097,959 | 0.32 |
| <i>Nutrition-sensitive</i> | 557,771,969 | 32.64 | 124,934,940 | 36.10 | 151,372,192 | 43.74 |
| Total | 726,523,988 | 42.51 | 126,036,507 | 36.42 | 152,470,151 | 44.06 |

Trends in upper-bound nutrition-relevant allocations across MDAs 2016, 2017, and 2018 (USD)

FIGURE 1

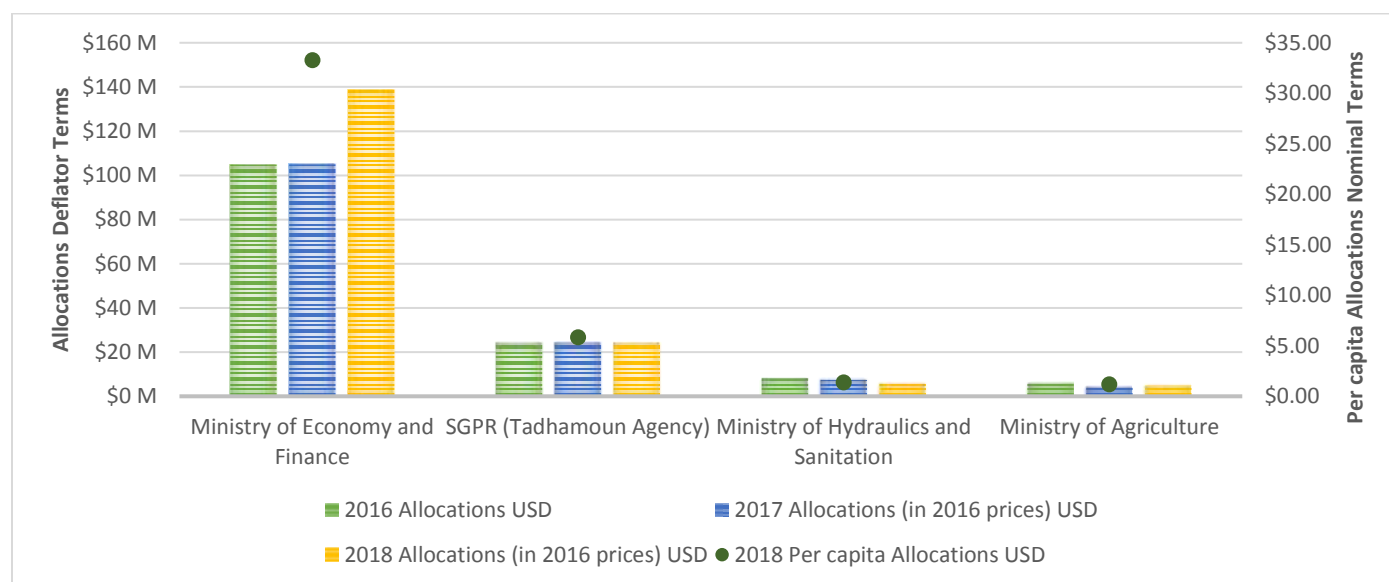


TABLE 1

| Ministry, department or agency (MDA) | No. of budget-line items with allocations (2016) | No. of budget-line items with allocations (2017) | No. of budget-line items with allocations (2018) | Change from 2017 to 2018 (%) |
|---------------------------------------|--|--|--|------------------------------|
| Ministry of Economy and Finance | 14 | 13 | 8 | 32% |
| SGPR (Tadhamoun Agency) | 1 | 0 | 0 | 0% |
| Ministry of Hydraulics and Sanitation | 1 | 1 | 0 | -23% |
| Ministry of Agriculture | 13 | 11 | 11 | 19% |
| Other | 49 | 47 | 48 | -4% |

Trends in upper-bound nutrition-specific and sensitive budget allocations, 2016, 2017, and 2018 (USD)

FIGURE 2

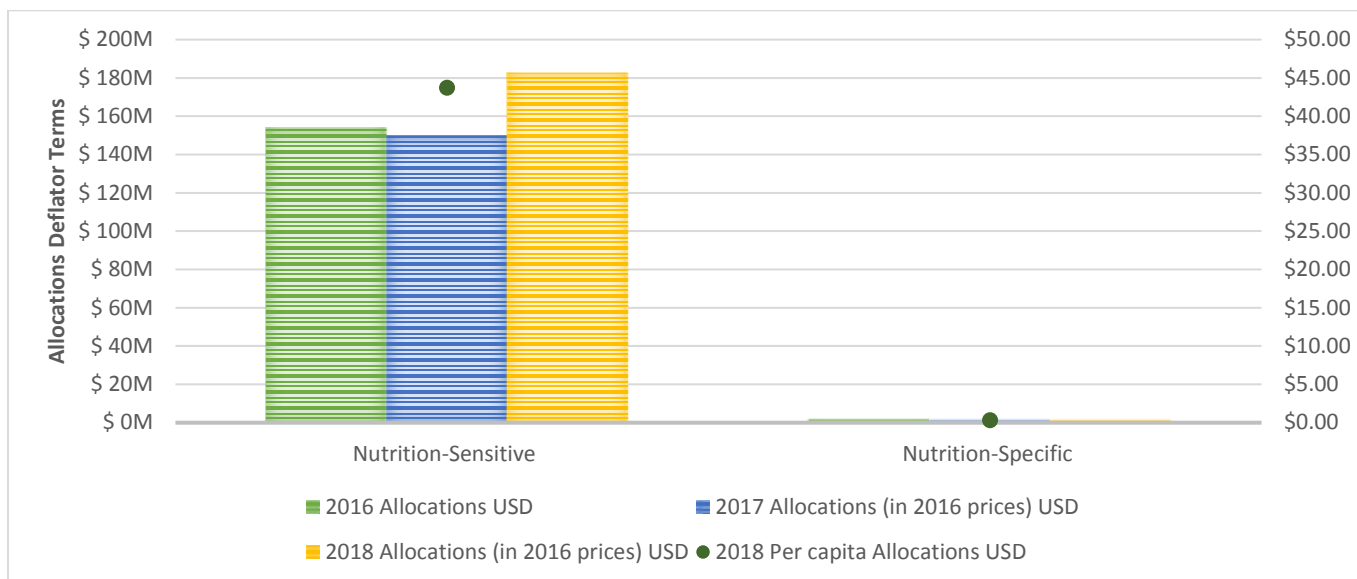


TABLE 2

| <i>Category</i> | No. of budget-line items with allocations (2016) | No. of budget-line items with allocations (2017) | No. of budget-line items with allocations (2018) | Change from 2017 to 2018 (%) |
|---------------------|--|--|--|------------------------------|
| Nutrition-specific | 5 | 5 | 5 | 0% |
| Nutrition-sensitive | 52 | 46 | 59 | 18% |

Trends in upper-bound allocations of nutrition-specific sub-typologies, 2016, 2017, and 2018 (USD)

FIGURE 3

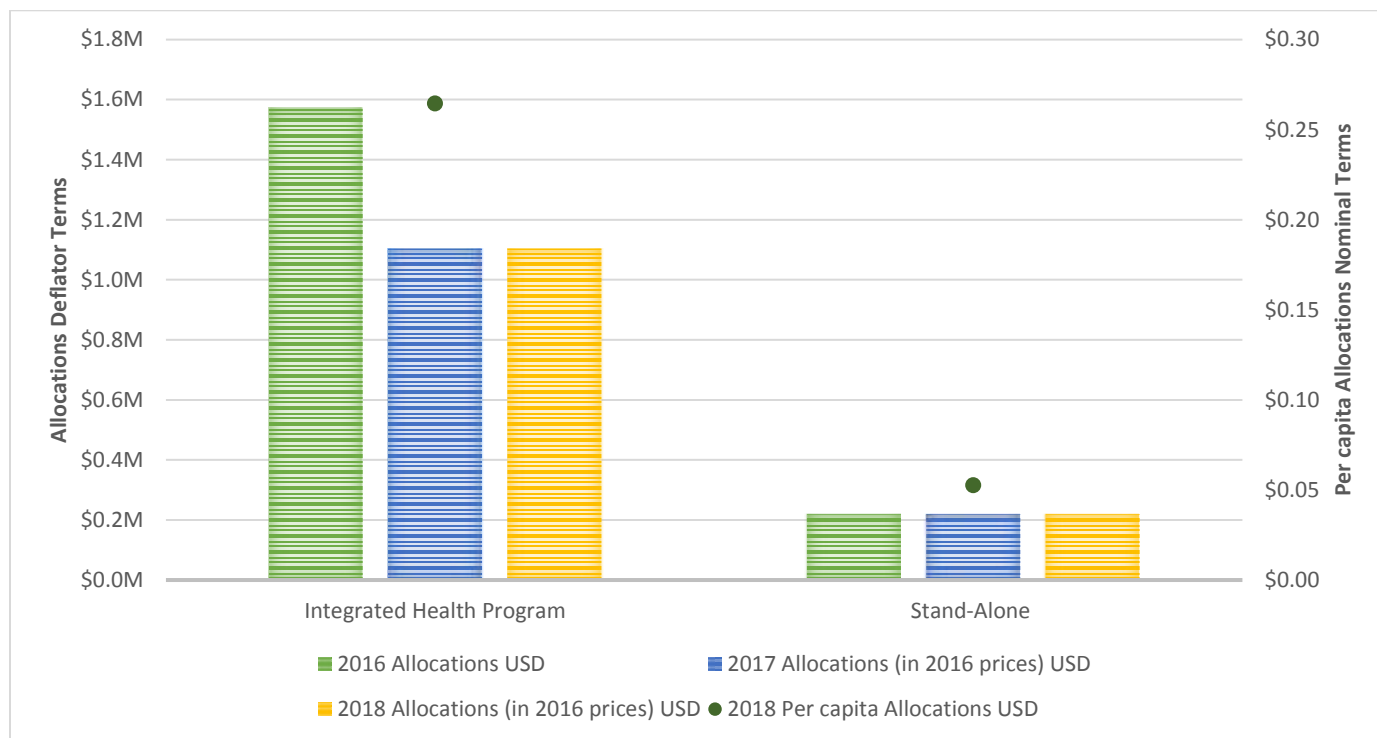


TABLE 3

| <i>Category</i> | No. of budget-line items with allocations (2016) | No. of budget-line items with allocations (2017) | No. of budget-line items with allocations (2018) | Change from 2017 to 2018 (%) |
|---------------------------|--|--|--|------------------------------|
| Integrated Health Program | 3 | 3 | 3 | 0% |
| Stand-Alone | 2 | 2 | 2 | 0% |

Trends in upper-bound sectoral budget allocations 2016, 2017, and 2018 (USD)

FIGURE 4

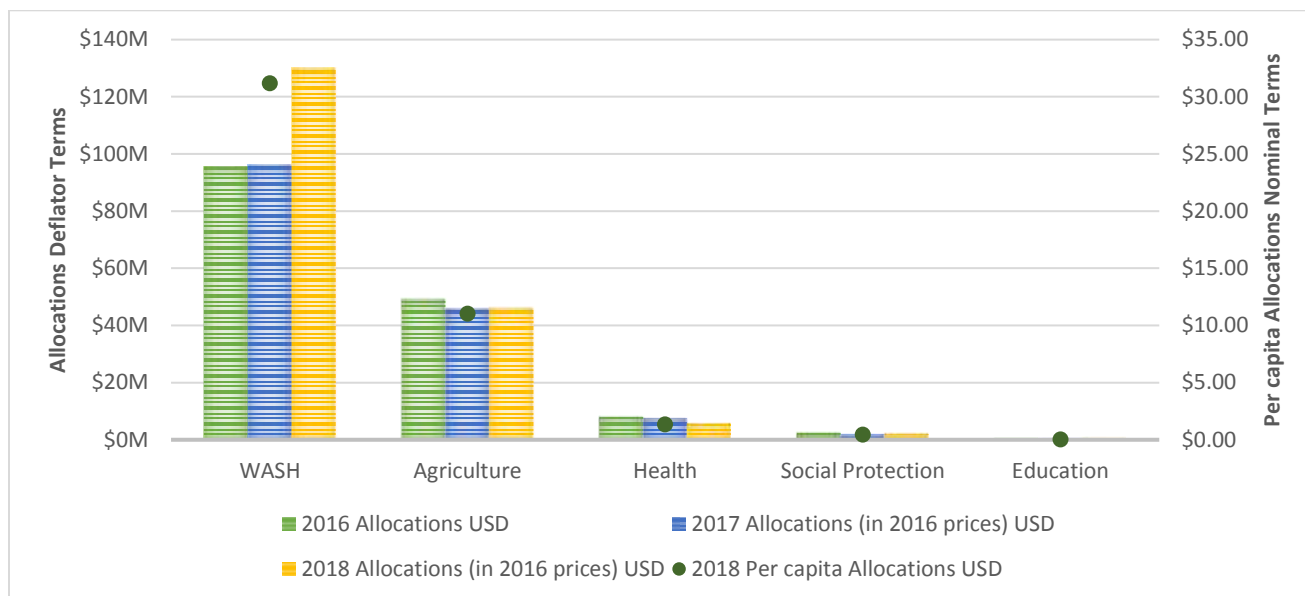


TABLE 4

| Sector | No. of budget-line items with allocations (2016) | No. of budget-line items with allocations (2017) | No. of budget-line items with allocations (2018) | Change from 2017 to 2018 (%) |
|-------------------|--|--|--|------------------------------|
| WASH | 8 | 9 | 15 | 26% |
| Agriculture | 26 | 19 | 23 | 0% |
| Health | 9 | 9 | 9 | -31% |
| Social Protection | 12 | 12 | 14 | 3% |
| Education | 2 | 2 | 2 | -89% |
| Other | 0 | 0 | 1 ¹ | |

¹ The budget allocations for one program totaled 1,640 USD and was excluded from the graph.

Trends in upper-bound major budget-line items, 2016, 2017, and 2018 (USD)

FIGURE 5

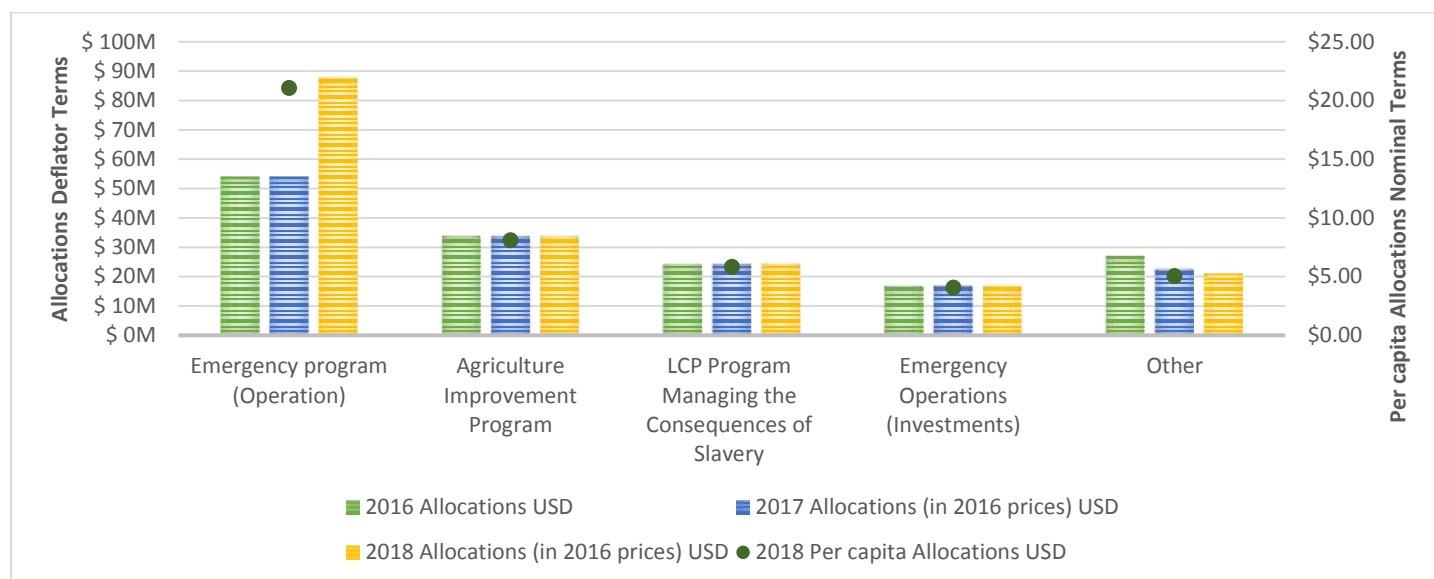


TABLE 5

| Major Budget-line items | Sector | Typology | Change from 2017 to 2018 (%) |
|--|-------------------|------------------------------------|------------------------------|
| Emergency program (Operation) | Social Protection | Humanitarian/Emergency Relief | 38% |
| Agriculture Improvement Program | Agriculture | Agriculture Production Development | 0% |
| LCP Program Managing the Consequences of Slavery | Social Protection | Social Protection Generic | 0% |
| Emergency Operations (Investments) | Social Protection | Humanitarian/Emergency Relief | 0% |
| Other | Other | Other | -7% |