

NUTRITION INVESTMENT SNAPSHOT: Zimbabwe



60 countries are leading a global movement to end malnutrition in all its forms.

SUMMARY TABLE

Zimbabwe's budgetary structure is aggregated at the programme level. This means that each budget line item represents a programme. With this information, the 2018 analysis identifies 48 nutrition-relevant programmes in 2018. The 48 nutrition-relevant programmes are overseen by seven ministries, departments and agencies (MDAs), which allocated 0.23 per-capita in 2018 (all estimates in USD).

	2018 Nominal upper-bound	
	Amount (USD)	Per capita (USD)
<i>Nutrition-specific</i>	0.00	0.00
<i>Nutrition-sensitive</i>	3,602,935	0.23
Total	3,602,935	0.23

Trends in upper-bound nutrition-relevant allocations across MDAs, 2018 (USD)

FIGURE 1

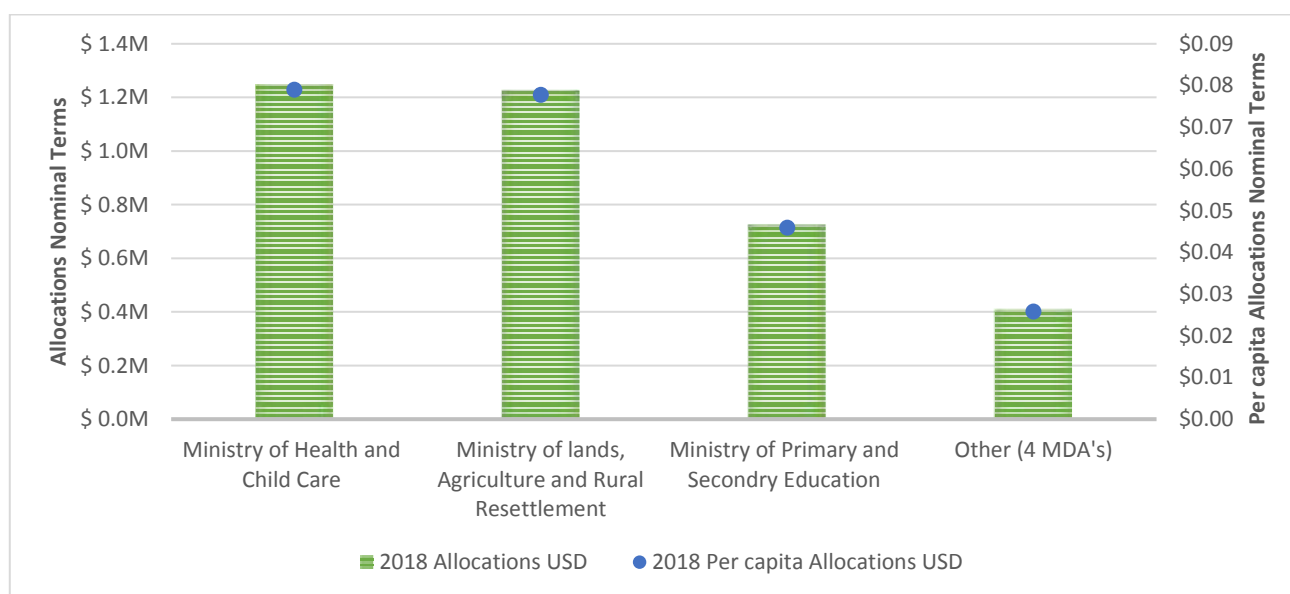


TABLE 1

Ministry, department or agency (MDA)	No. of programmes with allocations (2018)
Ministry of Health and Child Care	11
Ministry of lands, Agriculture and Rural Resettlement	22
Ministry of Primary and Secondary Education	6
Other (4 MDAs)	9

Trends in upper-bound nutrition-specific and sensitive budget allocations, 2018 (USD)

FIGURE 2

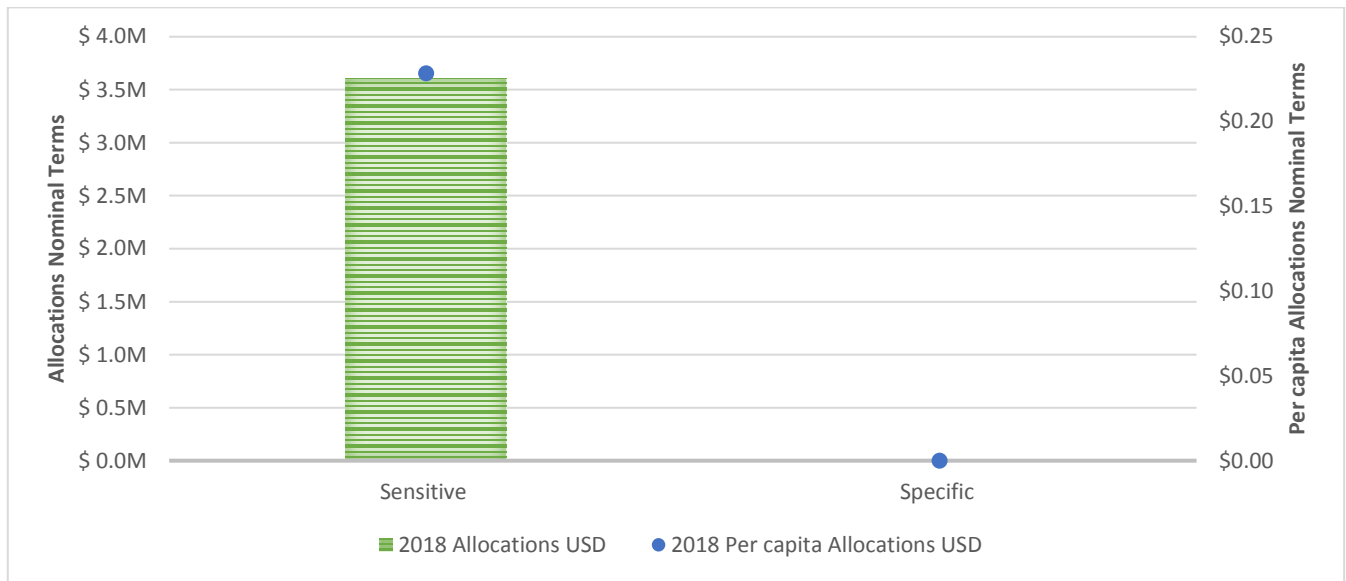


TABLE 2

Categorisation	No. of programmes with allocations (2018)
Nutrition-sensitive	47
Nutrition-specific	1

Trends in upper-bound sectoral budget allocations, 2018 (USD)

FIGURE 3

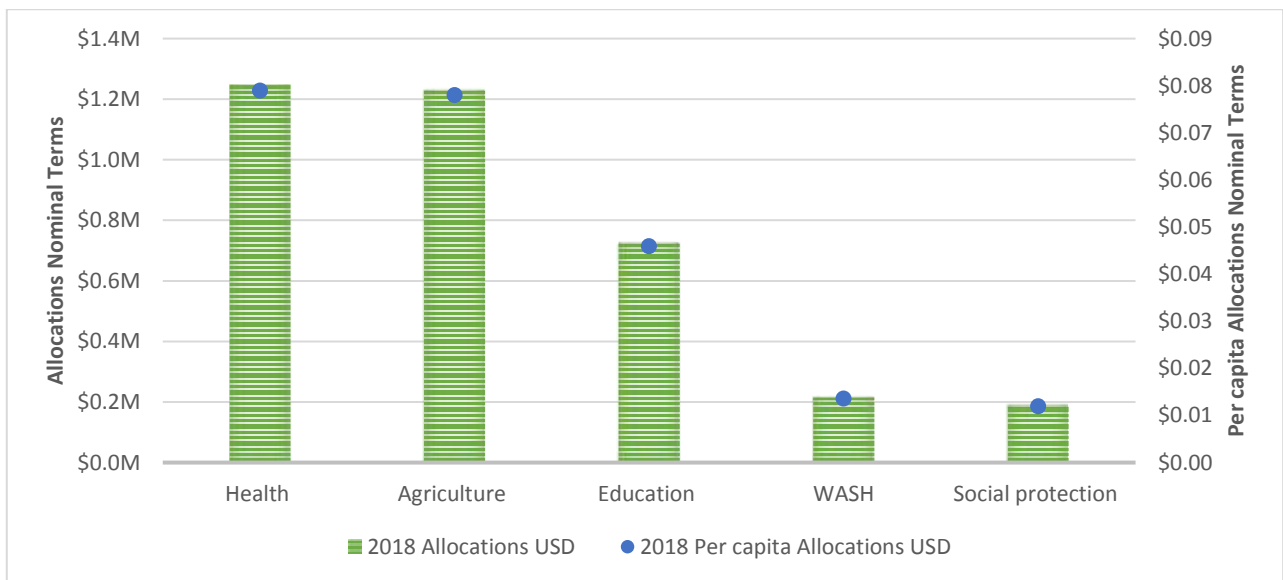


TABLE 3

<i>Sector</i>	No. of programmes with allocations (2018)
Health	11
Agriculture	23
Education	6
WASH	1
Social protection	7

Trends in upper-bound major programmes, 2018 (USD)

FIGURE 4

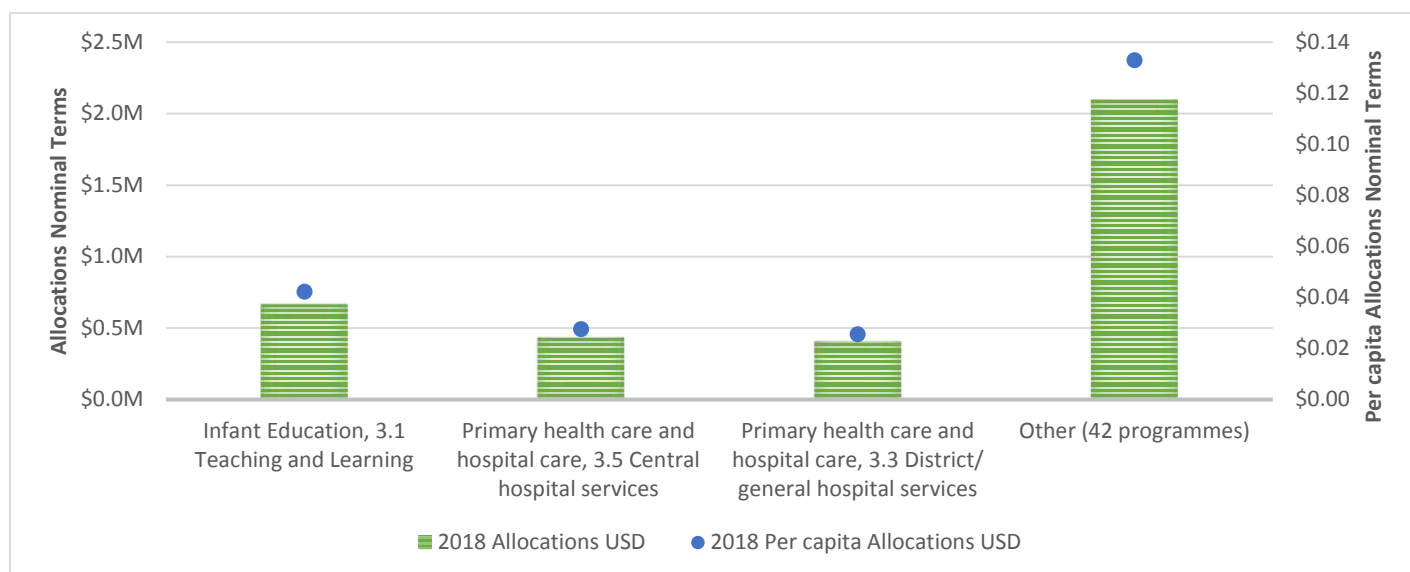


TABLE 4

Major programmes	Sector	Typology
Programme 3: Infant Education, 3.1 Teaching and Learning	Education	Early Child Development
Programme 3 – Primary health care and hospital care, 3.5 Central hospital services	Health	Basic Health Care (Generic)
Programme 3 – Primary health care and hospital care, 3.3 District/ general hospital services	Health	Basic Health Care (Generic)
Other (42 programmes)	Other	Other